

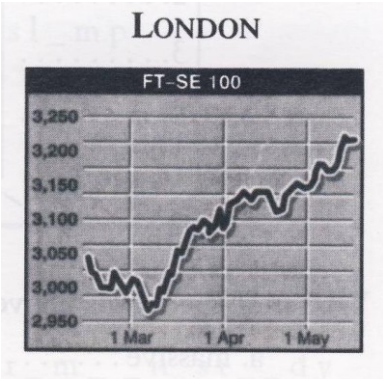
**Language of change and development**

⇒TASK Below you will find an extract from a presentation comparing stock market performance in four European countries. Complete it by using the words given in the lists.

**PART 1**

**around at downs so upward of**

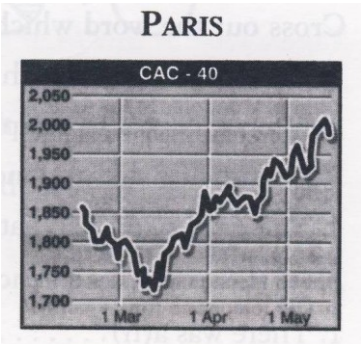
First, let’s have a look at this graph, which shows us the ups and **1)**\_\_\_\_\_ in the “footsie” over the last three months. As you can see, the overall trend is **2)** \_\_\_\_\_ with the index finishing up **3)** \_\_\_\_\_ **4)** \_\_\_\_\_ 3,200 in mid-May. This trend, however, can’t hide the fact that there was a fall **5)**\_\_\_\_\_ some eighty points or **6)**\_\_\_\_\_ between the middle of February and the beginning of March. We’ll be looking at the reasons for this unexpected dip in a moment.



**PART 2**

**at about of over to from**

In Paris it’s been the same story, with CAC falling **1)** \_\_\_\_\_ just **2)** \_\_\_\_\_ 1850 in mid-February **3)** \_\_\_\_\_ **4)** \_\_\_\_\_ 1720 three weeks later. Again, though, overall performance has been good, the CAC putting on roughly 120 points over the three-month period, peaking **5)** \_\_\_\_\_ just short **6)** \_\_\_\_\_ 2020, give or take a point.



PART 3

**down between over of by downward**

As you can see, the picture in Milan is rather different. The early trend was decidedly **1) \_\_\_\_\_**. In fact, the MIBTel had already fallen **2) \_\_\_\_\_** in excess **3) \_\_\_\_\_** 1400 points by mid-March.

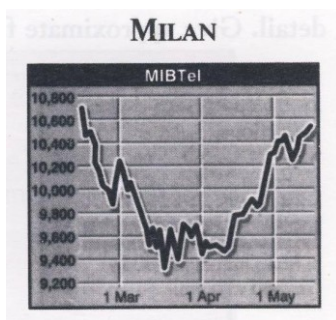
It then fluctuated **4) \_\_\_\_\_** 9700 and 9300 for the best part of a month, before partially recovering to end up well **5) \_\_\_\_\_** a hundred points **6) \_\_\_\_\_** on the figure for mid-February.

*Vocab.*

*in excess of = more than*

*down on = less than*

*for the best part of sth = almost all of sth, esp. a period of time*



PART 4

**for in below near down up**

If anything, the DAX has fared rather worse. In mid-February it was well **1) \_\_\_\_\_** at getting on **2) \_\_\_\_\_** 2200 and looking strong. But by the end of March it was way **3) \_\_\_\_\_** the 1950 threshold and nowhere **4) \_\_\_\_\_** where our forecasts had put it. And it's still well **5) \_\_\_\_\_** at somewhere **6) \_\_\_\_\_** the region of 2080.

*Vocab.*

*to fare = used for saying how well or how badly someone does something, to do*

