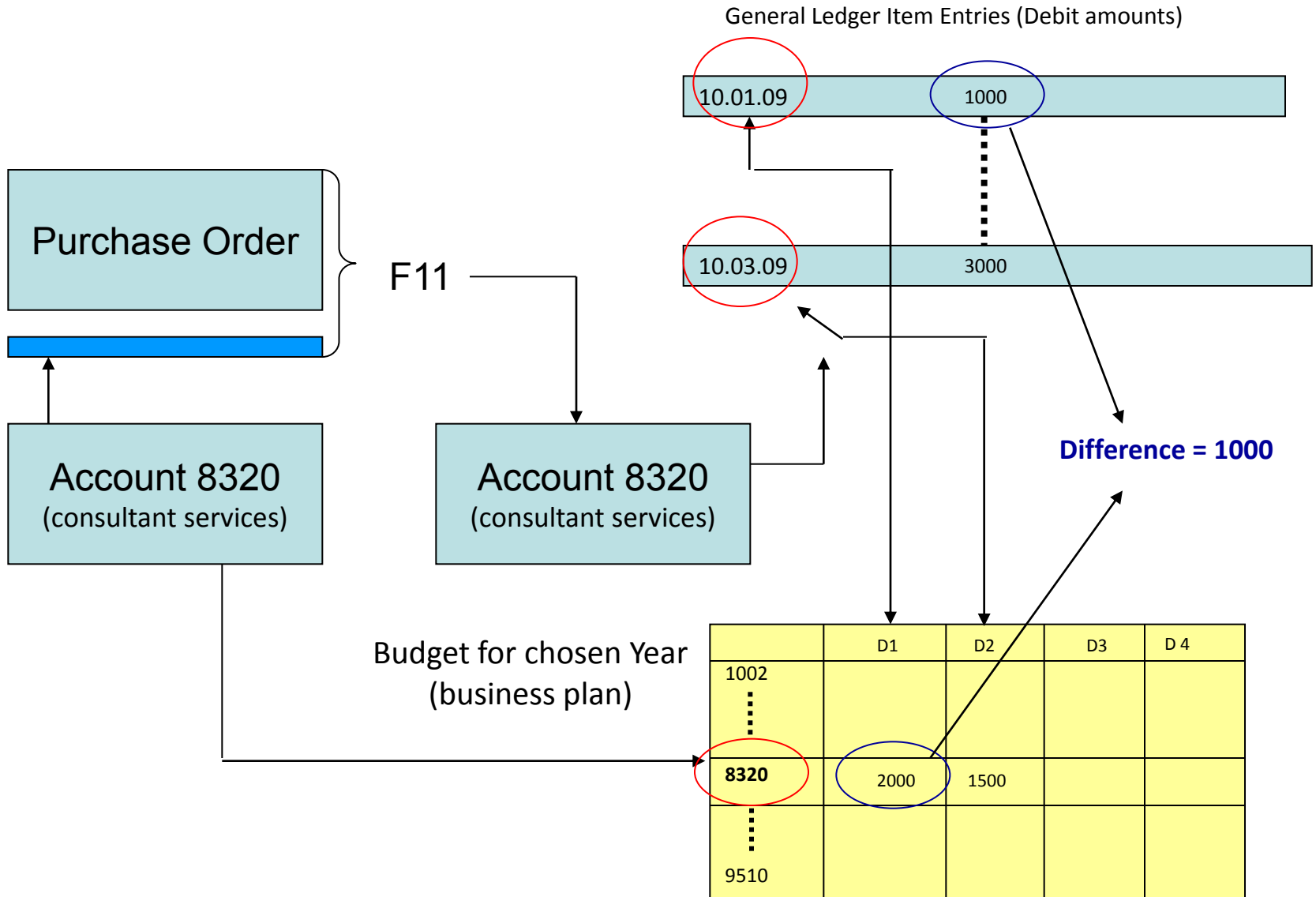


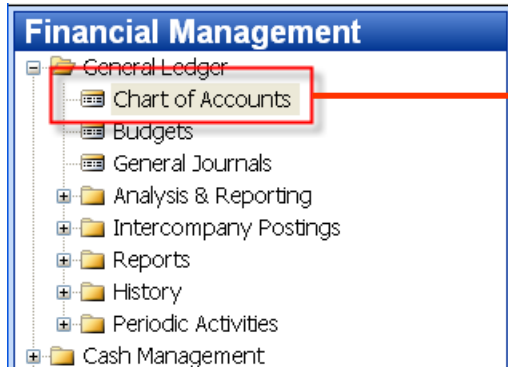
Budgets and analysis

Miki Skorkovský

Basic principles



Basic principles



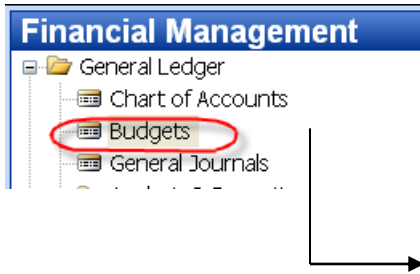
CTRL-F5 (Entries)



No.	Name	I...	A...	Totaling	G...	G...	G...	Net Change	Balance
8200	Administrative Expenses	I...	B...						
8210	Office Supplies	I...	P...		P...	N...	M...	65 080,60	65 080,60
8230	Phone and Fax	I...	P...		P...	N...	M...	7 599,35	7 599,35
8240	Postage	I...	P...		P...	N...	N...	4 023,37	4 023,37
8290	Total Administrative Expenses	I...	E...	8200..8290				76 703,32	76 703,32
8300	Computer Expenses	I...	B...						
8310	Software	I...	P...		P...	N...	M...	44 175,11	44 175,11
▶ 8320	Consultant Services	I...	P...		P...	N...	S...	20 285,12	20 285,12

Basic principles

	Posting Date	D... T...	Document No.	G/L Account No.	Description	G... P... T...	G... B... P...	G... P... P...	Amount	B... A... T...	Bal. Account No.	Entry No.
▶	01.07.07		2007-7	8320	Entries, July 2007	P...	N...	S...	761,85	G...		1242
	01.07.07		2007-7	8320	Entries, July 2007	P...	N...	S...	1 142,78	G...		1244
	01.07.07		2007-7	8320	Entries, July 2007	P...	N...	S...	1 904,64	G...		1246
	01.08.07		2007-8	8320	Entries, August 2007	P...	N...	S...	929,09	G...		1439
	01.08.07		2007-8	8320	Entries, August 2007	P...	N...	S...	1 393,64	G...		1441
	01.08.07		2007-8	8320	Entries, August 2007	P...	N...	S...	2 322,73	G...		1443
	01.09.07		2007-9	8320	Entries, September 2007	P...	N...	S...	1 254,27	G...		1641
	01.09.07		2007-9	8320	Entries, September 2007	P...	N...	S...	1 881,41	G...		1643
	01.09.07		2007-9	8320	Entries, September 2007	P...	N...	S...	3 135,68	G...		1645
	01.10.07		2007-10	8320	Entries, October 2007	P...	N...	S...	414,11	G...		1833
	01.10.07		2007-10	8320	Entries, October 2007	P...	N...	S...	621,16	G...		1835
	01.10.07		2007-10	8320	Entries, October 2007	P...	N...	S...	1 035,27	G...		1837
	01.11.07		2007-11	8320	Entries, November 2007	P...	N...	S...	272,10	G...		2027
	01.11.07		2007-11	8320	Entries, November 2007	P...	N...	S...	408,15	G...		2029
	01.11.07		2007-11	8320	Entries, November 2007	P...	N...	S...	680,26	G...		2031
	01.12.07		2007-12	8320	Entries, December 2007	P...	N...	S...	403,49	G...		2234
	01.12.07		2007-12	8320	Entries, December 2007	P...	N...	S...	605,24	G...		2236
	01.12.07		2007-12	8320	Entries, December 2007	P...	N...	S...	1 008,73	G...		2238
	24.01.08		2605	8320	Payment, Accounting Systems Hotline, 2008	P...	N...	S...	110,52	B...	WWB-OPE...	2734



Basic principles

General Filters Options

Budget Name 2007 ↑

Show as Lines G/L Account ↑

Show as Columns. Period ↑

Code	Name	Budgeted Amo...	01.06.07	01.07.07	01.08.07	01.09.07	01.10.07	01.11.07
8190	Total Bldg. Maint. Expenses	288 390,00	29 460,00	20 500,00	19 810,00	30 480,00	22 500,00	18 800,00
8200	Administrative Expenses							
8210	Office Supplies	63 600,00	6 240,00	4 470,00	4 760,00	6 240,00	5 140,00	4 540,00
8230	Phone and Fax	7 340,00	720,00	510,00	540,00	720,00	600,00	520,00
8240	Postage	3 860,00	380,00	270,00	290,00	380,00	310,00	280,00
8290	Total Administrative Expenses	74 800,00	7 340,00	5 250,00	5 590,00	7 340,00	6 050,00	5 340,00
8300	Computer Expenses							
8310	Software	46 740,00	5 780,00	1 040,00	3 310,00	17 480,00	6 540,00	1 840,00
▶ 8320	Consultant Services	19 900,00	3 310,00	4 140,00	7 090,00	2 070,00	1 170,00	
8330	Other Computer Expenses	4 130,00	200,00	240,00	540,00	440,00	140,00	300,00

F6

Basic principles- G/L Budget Entries

	Budget Name	Date	G/L Account No.	Description	Department Code	Project Code	Business Unit Code	Amount
▶	2007	01.07.07	8320		ADM		↑	660,00
	2007	01.07.07	8320		PROD			990,00
	2007	01.07.07	8320		SALES			1 660,00

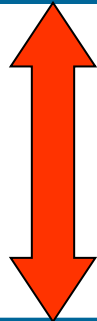
Using key F6 you will get where $660+990+1600 = 3310$
for three different dimension (Department codes ADM,PROD and SALES)

Basic principles- what was really posted on July 2007

Posting Date	D... T...	Document No.	G/L Account No.	Description	Department Code	G... P... T...	G... B... P...	G... P... P...	Amount
01.07.07		2007-7	8320	Entries, July 2007	ADM	P...	N...	S...	761,85
01.07.07		2007-7	8320	Entries, July 2007	PROD	P...	N...	S...	1 142,78
01.07.07		2007-7	8320	Entries, July 2007	SALES	P...	N...	S...	1 904,64

Use filter :

BUDGET									
Budget Name	Date	G/L Account No.	Description	Department Code	Project Code	Business Unit Code	Amount		
2007	01.07.07	8320		ADM		↑	660,00		
2007	01.07.07	8320		PROD			990,00		
2007	01.07.07	8320		SALES			1 660,00		



Basic principles

Financial Management

- General Ledger
 - Chart of Accounts
 - Budgets
 - General Journals
- Analysis & Reporting
 - Account Schedules

Name ANALYSIS

Row No.	Description	Total...
	ACID-TEST ANALYSIS	Posti...
		Posti...
	Current Assets	Posti...
101	Inventory	Total ...

F6

Name	Description	Default Column Layout	Analysis View Name
ANALYSIS	Capital Structure		
CAMPAIGN	Campaign Analysis	BUDGANALYS	CAMPAIGN
COSTS	Cost analysis	BUDGANALYS	
DEFAULT	Standard Schedule		
REVENUE	Revenues	BUDGANALYS	REVENUE

You have to enter the data in red frame and thereafter enter by F6 and button Analysis a new Analysis view card

Basic principles

General Dimensions

Code COST

Name Costs analysis

G/L Account Filter 8320

Date Compression Day

Starting Date 01.01.05

Last Date Updated 16.04.09

Last Entry No. 2903

Last Budget Entry No. 1019

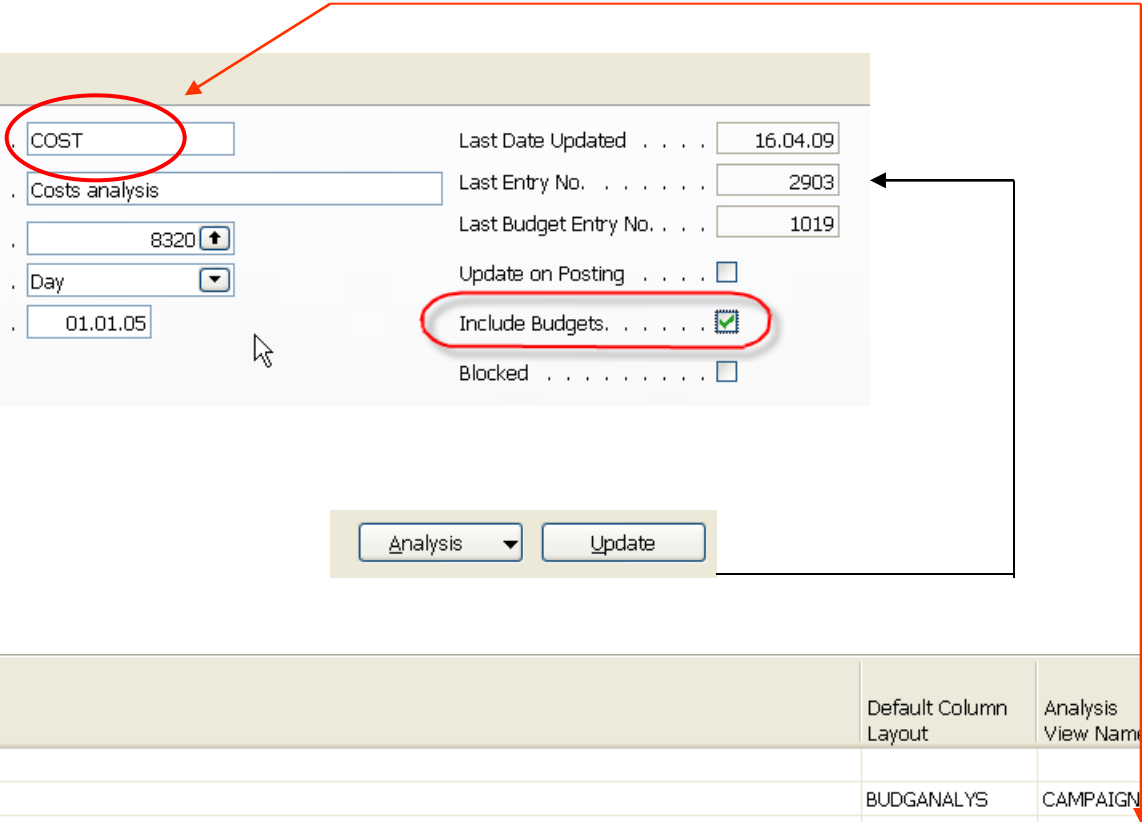
Update on Posting

Include Budgets.

Blocked

Analysis Update

Name	Description	Default Column Layout	Analysis View Name
ANALYSIS	Capital Structure		
CAMPAIGN	Campaign Analysis	BUDGANALYS	CAMPAIGN
COSTS	Cost analysis	BUDGANALYS	COST
DEFAULT	Standard Schedule		
REVENUE	Revenues	BUDGANALYS	REVENUE



Basic principles

Name COSTS

Row No.	Description	Totali...	Totaling	R...	A...	S...	New Page
▶ 8320	Consultant Services	Post	8320	N...	N...	Yes	

Acc. Sched. ▾ **Functions ▾** Print

After starting accounting schedule you will get for applied (chosen) filters :

General Dimension Filters Options

Account Schedule Name . . . COSTS Date Filter 01.07.07

Column Layout Name . . . BUDGANALYS Budget Filter 2007

Row No.	Description	Net Change	Budget	Variance%
▶ 8320	Consultant Services	3 809,27	3 310,00	15,08

Basic principles

If you add to Analysis view card on the Tab dimension a dimension for Department I and you have to do again all the updates by using button Update you will get :

General Dimensions

Dimension 1 Code DEPARTMENT ↑

Dimension 2 Code ↑

Dimension 3 Code ↑

Dimension 4 Code ↑



Analysis ▾ Update



	Code	Name	Include Bu...	Last Date ...	Dimension...	Dimension...
	CAMPAIGN	Campaign Analysis (Retail)		14.02.08	SALESCA...	AREA
↔	COST	Costs analysis	✓	16.04.09	DEPAR... ↑	
	CUSTOMER	Customer Group Analysis		14.02.08	AREA	CUSTOME...
	DEPTEXP	Departmental Expenses	✓	14.02.08	DEPARTM...	
	REVENUE	Sales Revenue	✓	14.02.08	AREA	DEPARTM...



Basic principles

General | **Dimension Filters** | Options

Department Filter SALES

Dimension 2 Filter

Dimension 3 Filter

Dimension 4 Filter

Row No.	Description	Net Change	Budget	Variance%
▶ 8320	Consultant Services	1 904,64 <input type="button" value="↓"/>	1 660,00	14,74