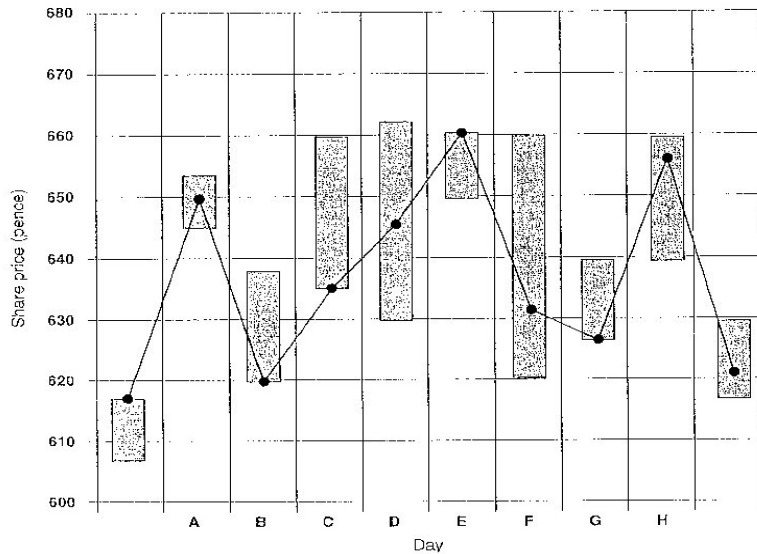
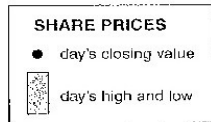


PART THREE

Questions 11–15

- Look at the chart below. It shows a company's performance on the London stock market during 10 working days.
- Which day does each sentence (11–15) on the opposite page describe?
- For each sentence, mark one letter (A–H) on your Answer Sheet.
- Do not use any letter more than once.

STOCK MARKET PERFORMANCE

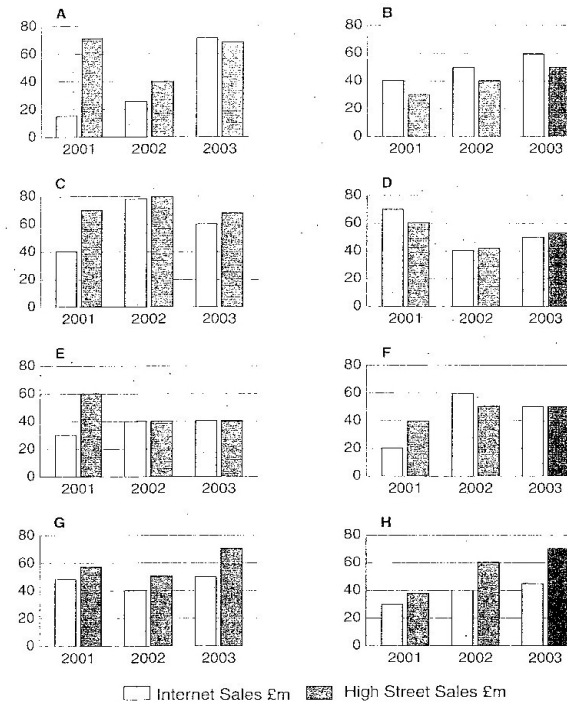


- At the close of this day's trading, shares dipped just below 630 pence, despite achieving higher levels throughout the rest of the day.
- On this day share prices closed considerably lower than the previous working day, with the fluctuation between high and low being at its greatest.
- Shares closed at their lowest value of the day's trading, but narrowly avoided the worst performance of the period.
- Shares closed at a higher value than the previous two days, although around 17 pence down on the high point for the day.
- During this day shares rose and fell within only a narrow margin and closed in the middle of the range, before falling sharply at the end of the following day.

PART THREE

Questions 11–15

- Look at the charts below. They show Internet sales compared to High Street sales of holidays offered by eight different travel companies during a three-year period.
- Which chart does each sentence (11–15) on the opposite page describe?
- For each sentence, mark one letter (A–H) on your Answer Sheet.
- Do not use any letter more than once.



- Although Internet sales started higher than High Street sales, they lost that lead when both dipped in the middle of the period.
- High Street sales and Internet sales reached their peak in the middle of the period, but Internet sales declined more sharply at the end.
- While both High Street and Internet sales rose throughout the period, High Street sales saw their greater increase in the middle year.
- Both Internet and High Street sales dipped in the middle of the period, with the Internet always achieving fewer sales than the High Street.
- High Street sales fell from their early high point to equal Internet sales, and then remained level at the end of the period.

Writing

Use words in the box to write a short report about the line graph below.

decline decrease dip fall back go up peak plummet recede
recover rocket shrink soar

