



CHAPTER 1

The Science of Macroeconomics

MACROECONOMICS SIXTH EDITION

N. GREGORY MANKIWI

PowerPoint® Slides by Ron Cronovich

© 2008 Worth Publishers, all rights reserved



Learning Objectives

This chapter introduces you to

- the issues macroeconomists study
- the tools macroeconomists use
- some important concepts in macroeconomic analysis



Important issues in macroeconomics

Macroeconomics, the study of the economy as a whole, addresses many topical issues:

- Why does the cost of living keep rising?
- Why are millions of people unemployed, even when the economy is booming?
- What causes recessions?
Can the government do anything to combat recessions? Should it?



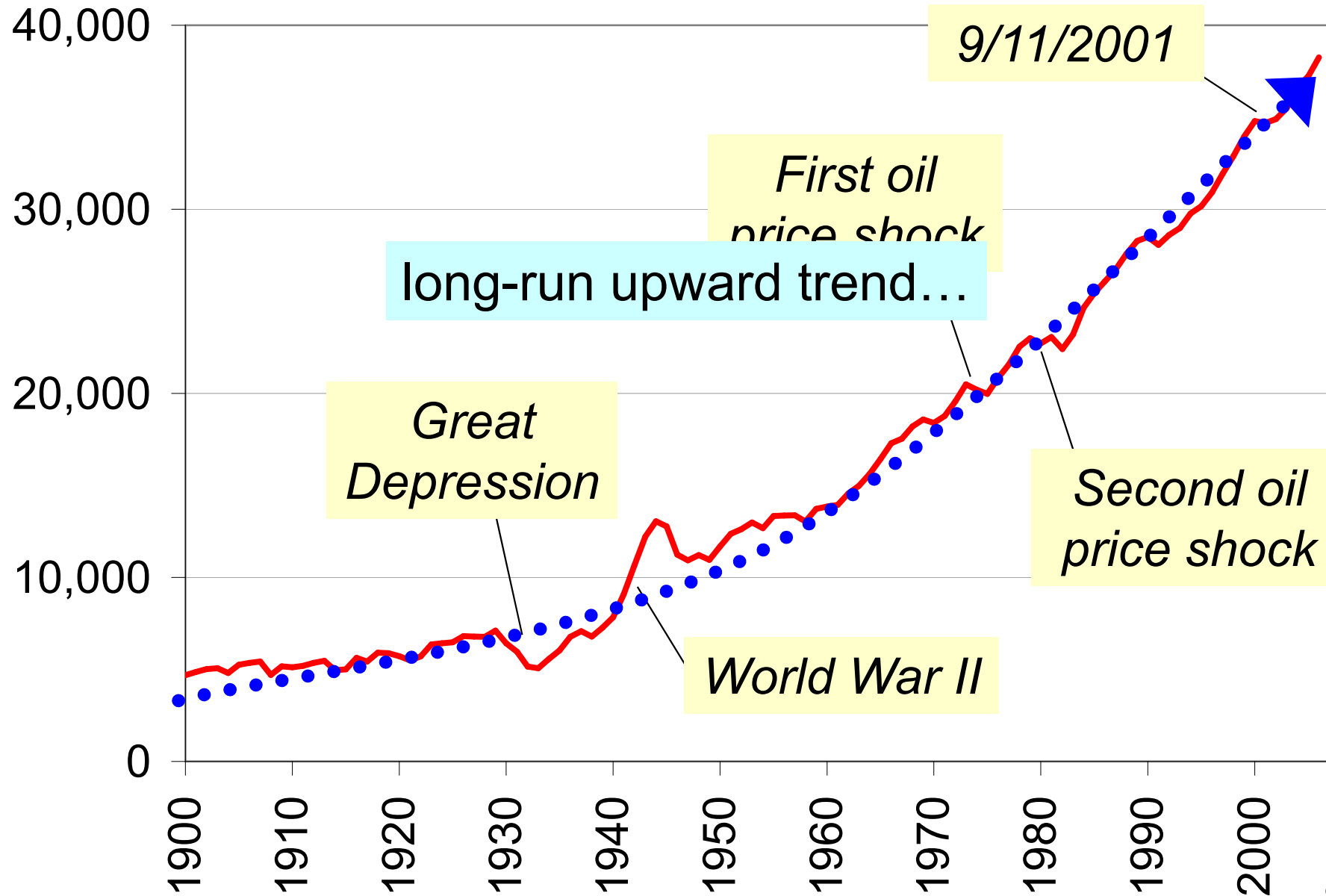
Important issues in macroeconomics

Macroeconomics, the study of the economy as a whole, addresses many topical issues:

- What is the government budget deficit?
How does it affect the economy?
- Why does the U.S. have such a huge trade deficit?
- Why are so many countries poor?
What policies might help them grow out of poverty?

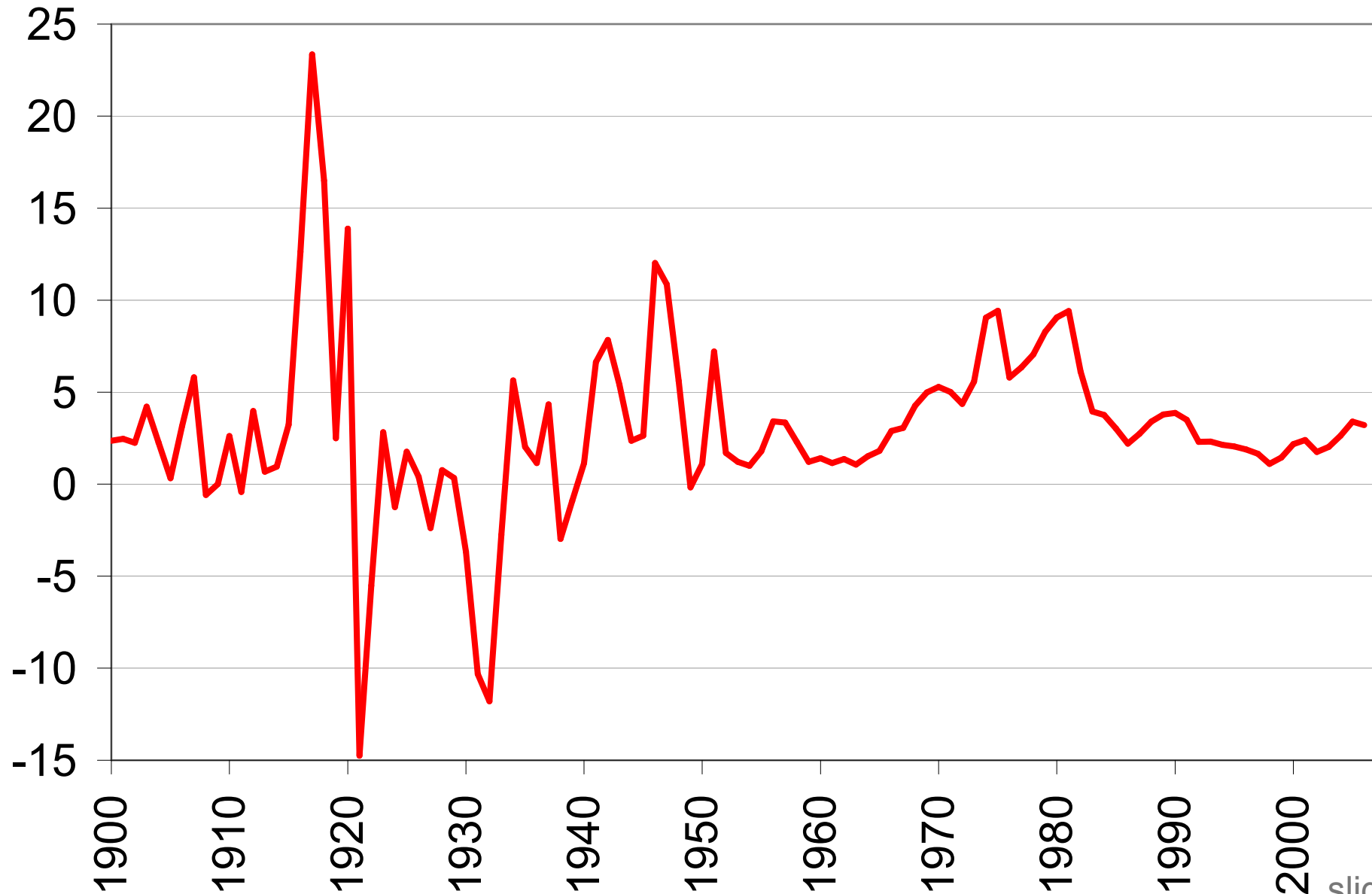


U.S. Real GDP per capita (2000 dollars)



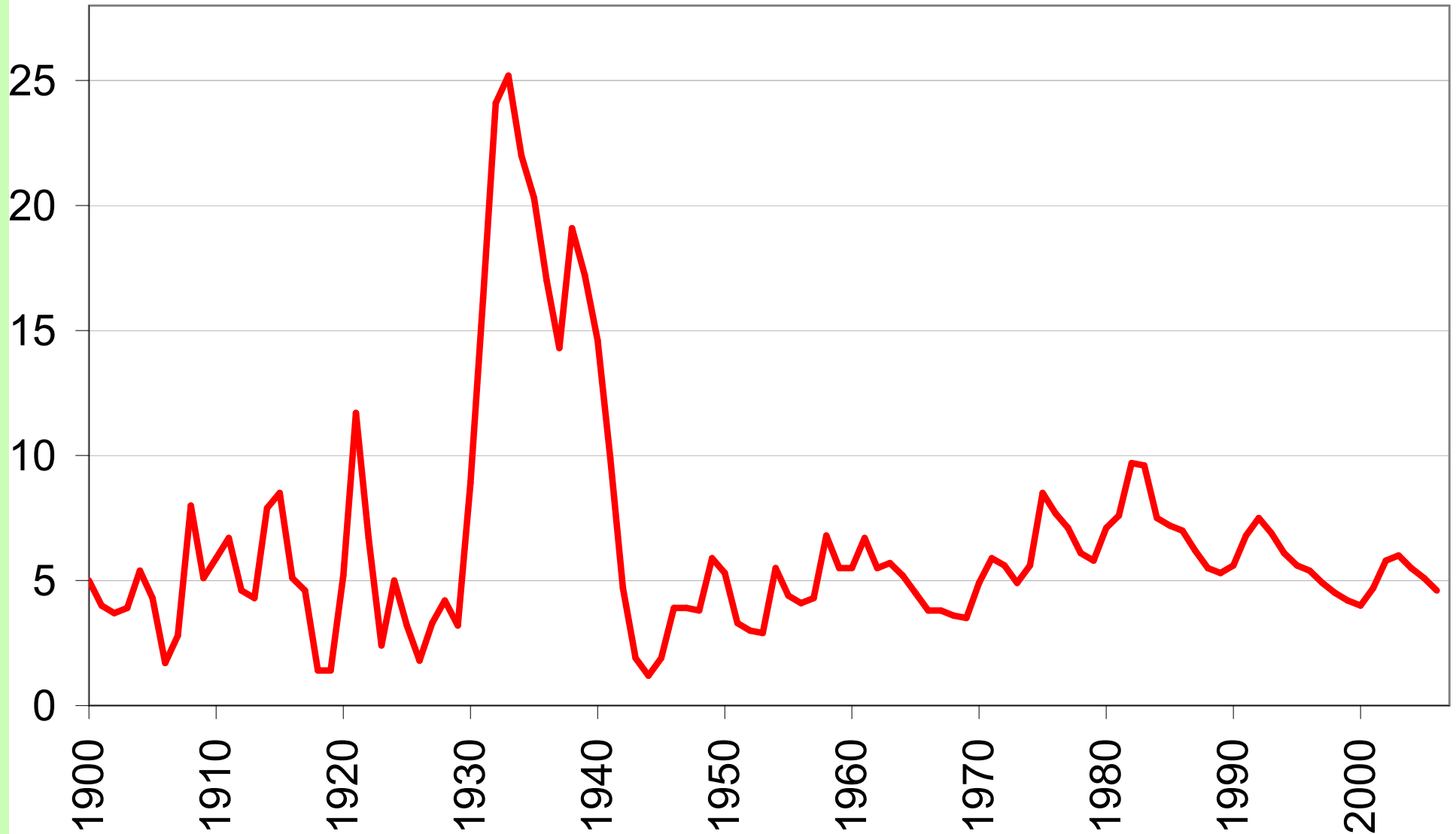


U.S. inflation rate (% per year)





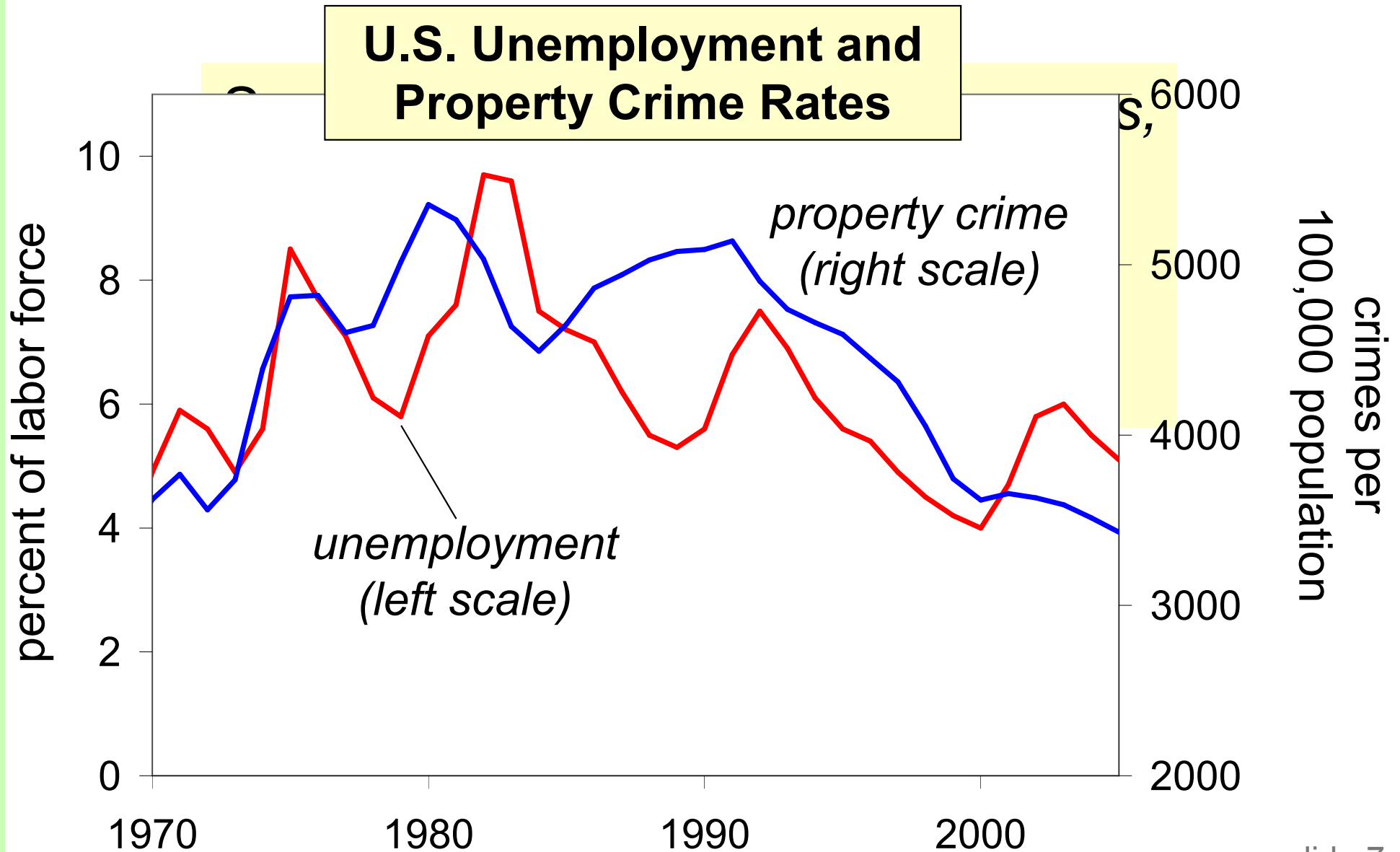
U.S. unemployment rate (% of labor force)





Why learn macroeconomics?

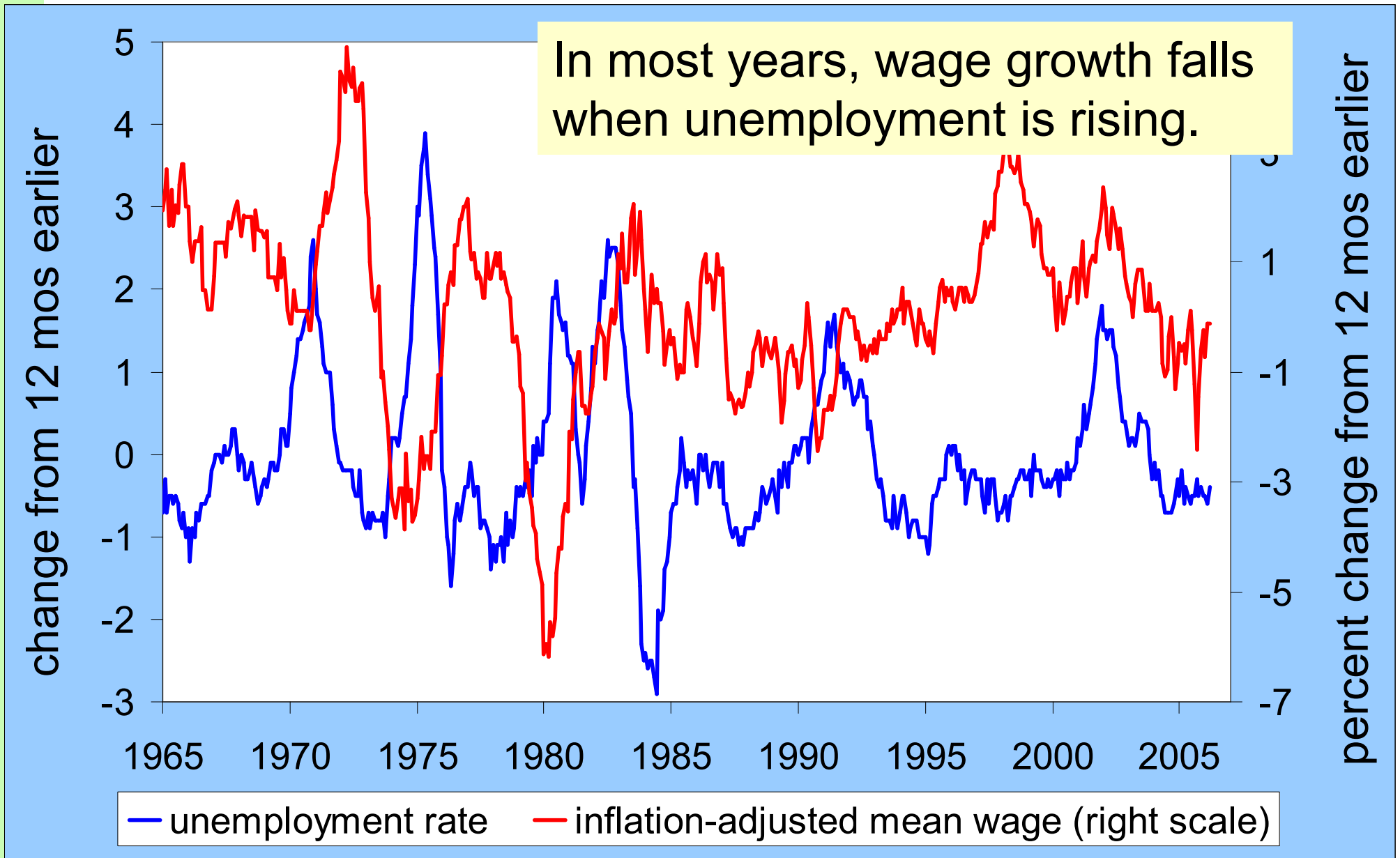
1. The macroeconomy affects society's well-being.





Why learn macroeconomics?

2. The macroeconomy affects your well-being.





Why learn macroeconomics?

3. The macroeconomy affects politics.

Unemployment & inflation in election years

<i>year</i>	<i>U rate</i>	<i>inflation rate</i>	<i>elec. outcome</i>
1976	7.7%	5.8%	Carter (D)
1980	7.1%	13.5%	Reagan (R)
1984	7.5%	4.3%	Reagan (R)
1988	5.5%	4.1%	Bush I (R)
1992	7.5%	3.0%	Clinton (D)
1996	5.4%	3.3%	Clinton (D)
2000	4.0%	3.4%	Bush II (R)
2004	5.5%	3.3%	Bush II (R)



Economic models

...are simplified versions of a more complex reality

- irrelevant details are stripped away

...are used to

- show relationships between variables
- explain the economy's behavior
- devise policies to improve economic performance



Example of a model:

Supply & demand for new cars

- shows how various events affect price and quantity of cars
- assumes the market is **competitive**: each buyer and seller is too small to affect the market price

- Variables:

Q^d = quantity of cars that buyers demand

Q^s = quantity that producers supply

P = price of new cars

Y = aggregate income

P_s = price of steel (an input)



The demand for cars

demand equation: $Q^d = D(P, Y)$

- shows that the quantity of cars consumers demand is related to the price of cars and aggregate income



Digression: functional notation

- **General functional notation**

shows only that the variables are related.

$$Q^d = D(P, Y)$$

- A **specific functional form** shows the precise quantitative relationship.

- E

A list of the variables

D that affect Q^d $P + 2Y$

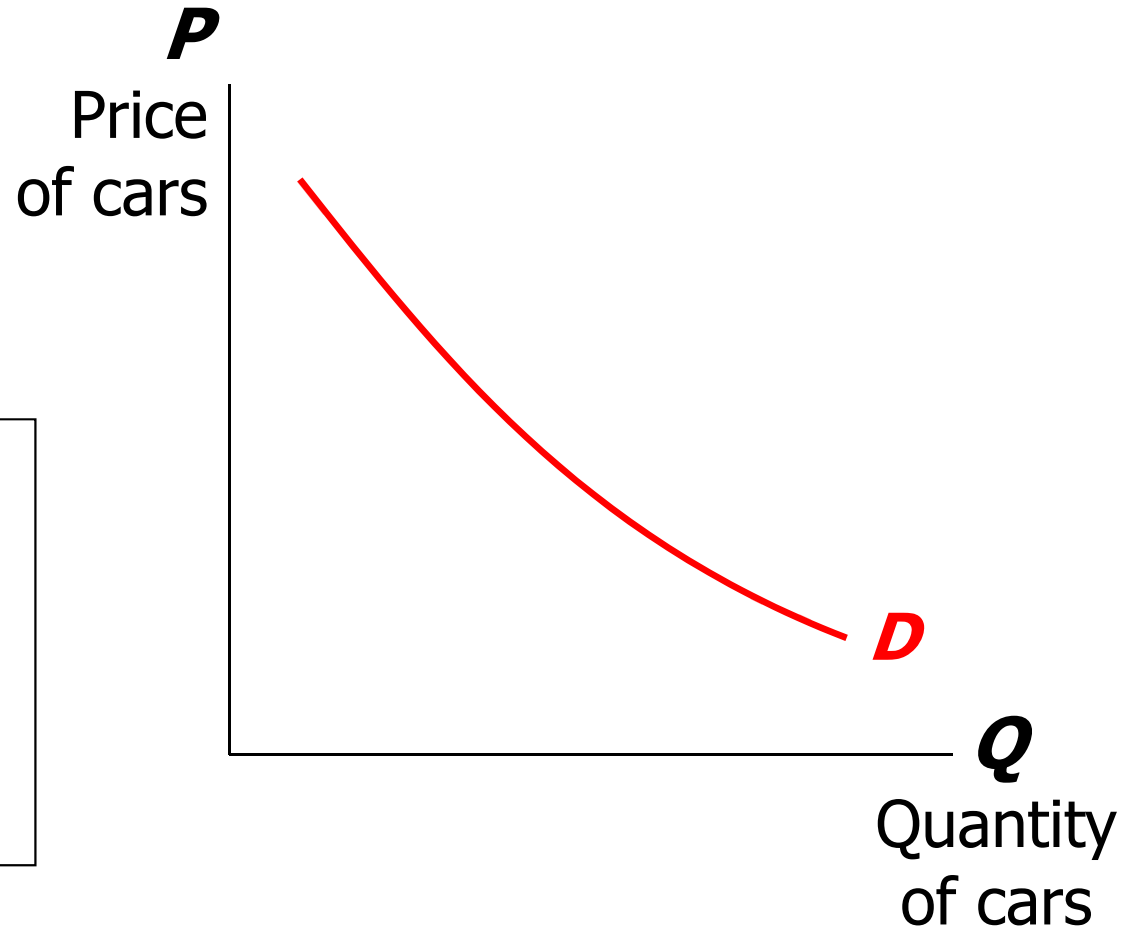


The market for cars: Demand

demand equation:

$$Q^d = D(P, Y)$$

The **demand curve** shows the relationship between quantity demanded and price, other things equal.



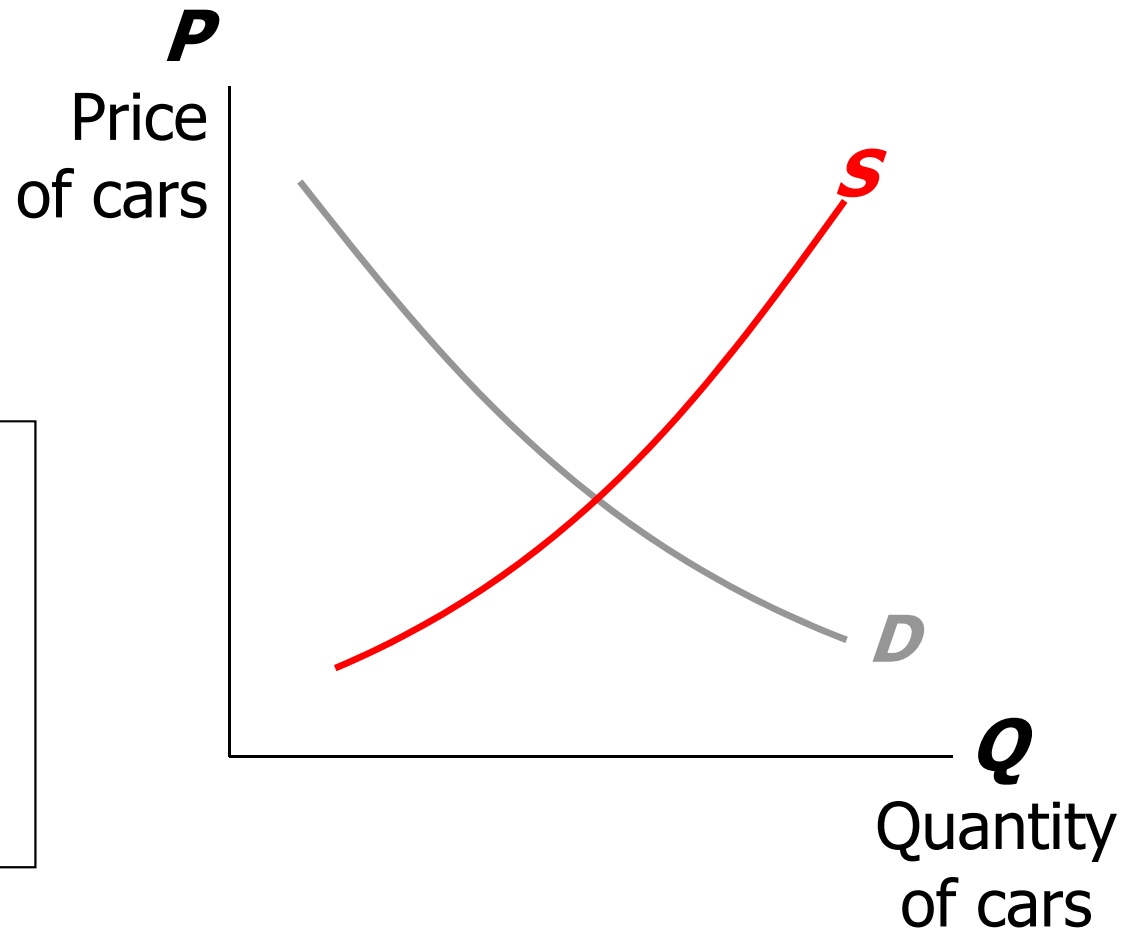


The market for cars: **Supply**

supply equation:

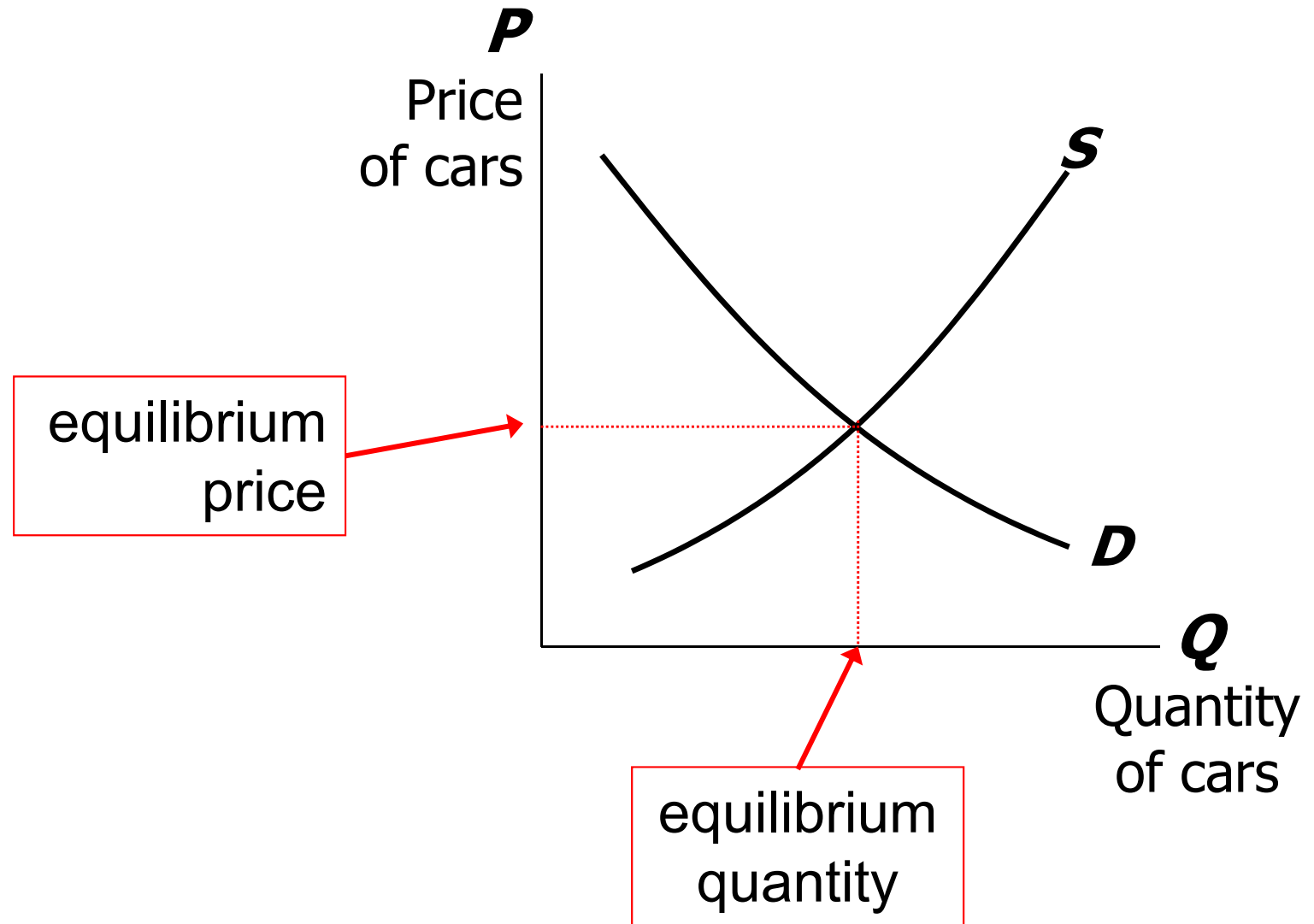
$$Q^s = S(P, P_s)$$

The **supply curve** shows the relationship between quantity supplied and price, other things equal.





The market for cars: **Equilibrium**





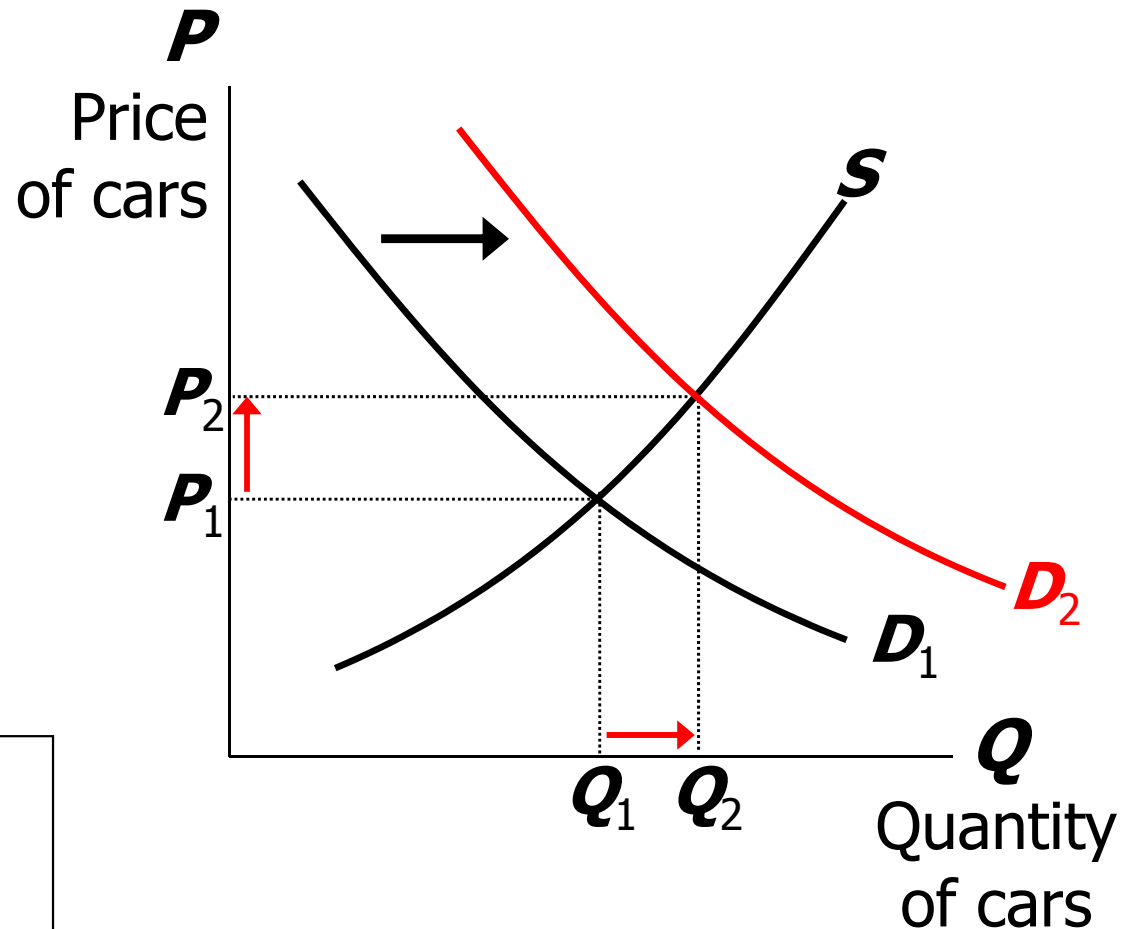
The effects of an increase in income

demand equation:

$$Q^d = D(P, Y)$$

An increase in income increases the quantity of cars consumers demand at each price...

...which increases the equilibrium price and quantity.





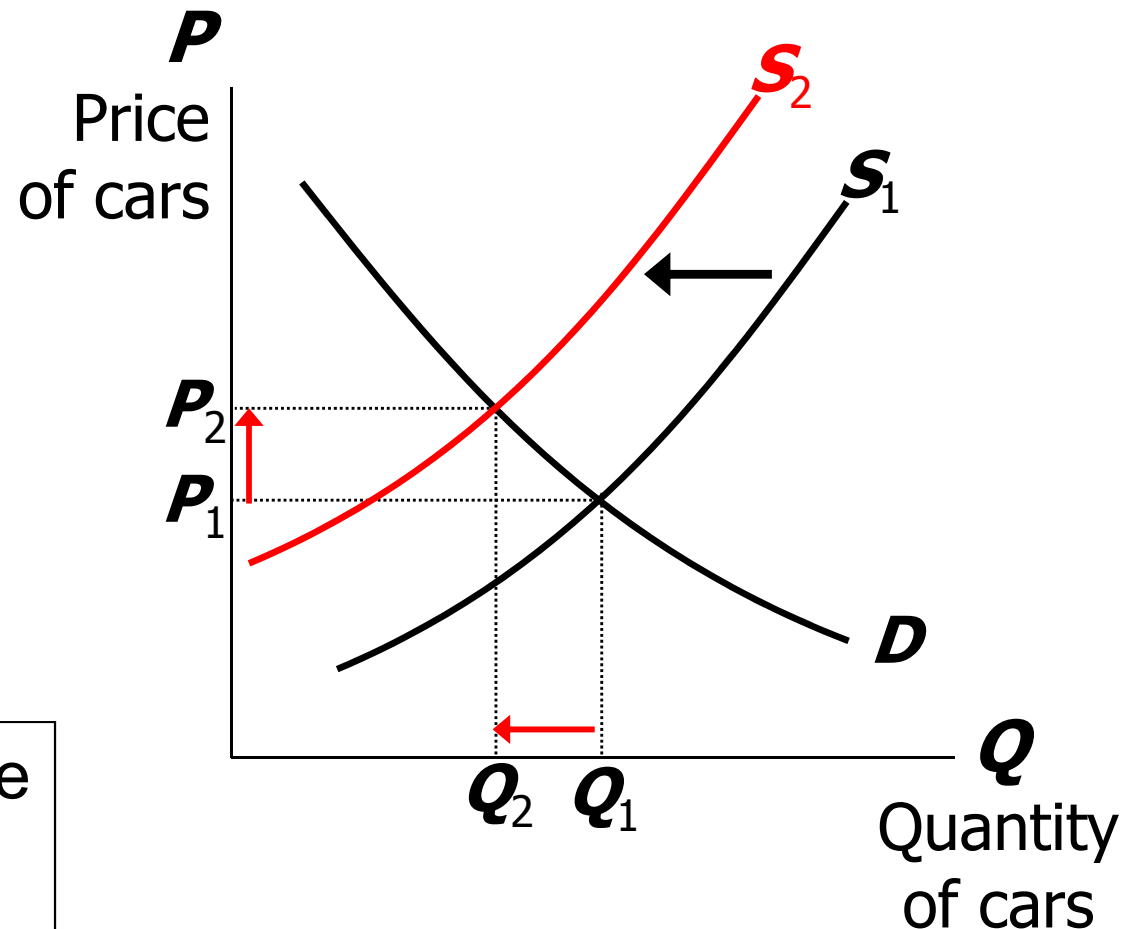
The effects of a steel price increase

supply equation:

$$Q^s = S(P, P_s)$$

An increase in P_s reduces the quantity of cars producers supply at each price...

...which increases the market price and reduces the quantity.






Endogenous vs. exogenous variables

- The values of **endogenous** variables are determined in the model.
- The values of **exogenous** variables are determined outside the model: the model takes their values & behavior as given.
- In the model of supply & demand for cars,
endogenous: P, Q^d, Q^s
exogenous: Y, P_s



Now you try:

1. Write down demand and supply equations for wireless phones; include two exogenous variables in each equation.
2. Draw a supply-demand graph for wireless phones.
3. Use your graph to show how a change in one of your exogenous variables affects the model's endogenous variables.





A multitude of models

- No one model can address all the issues we care about.
- *e.g.*, our supply-demand model of the car market...
 - can tell us how a fall in aggregate income affects price & quantity of cars.
 - cannot tell us *why* aggregate income falls.



A multitude of models

- So we will learn different models for studying different issues (*e.g.*, unemployment, inflation, long-run growth).
- For each new model, you should keep track of
 - its assumptions
 - which variables are endogenous, which are exogenous
 - the questions it can help us understand, and those it cannot



Prices: flexible vs. sticky

- **Market clearing:** An assumption that prices are flexible, adjust to equate supply and demand.
- In the short run, many prices are **sticky** – adjust sluggishly in response to changes in supply or demand. For example,
 - many labor contracts fix the nominal wage for a year or longer
 - many magazine publishers change prices only once every 3-4 years



Prices: flexible vs. sticky

- The economy's behavior depends partly on whether prices are sticky or flexible:
- If prices are sticky, then demand won't always equal supply. This helps explain
 - unemployment (excess supply of labor)
 - why firms cannot always sell all the goods they produce
- Long run: prices flexible, markets clear, economy behaves very differently



Outline of this book:

- Introductory material (Chaps. 1 & 2)
- Classical Theory (Chaps. 3-6)
How the economy works in the long run, when prices are flexible
- Growth Theory (Chaps. 7-8)
The standard of living and its growth rate over the very long run
- Business Cycle Theory (Chaps. 9-13)
How the economy works in the short run, when prices are sticky



Outline of this book:

- Policy debates (Chaps. 14-15)
Should the government try to smooth business cycle fluctuations? Is the government's debt a problem?
- Microeconomic foundations (Chaps. 16-19)
Insights from looking at the behavior of consumers, firms, and other issues from a microeconomic perspective



Chapter Summary

- Macroeconomics is the study of the economy as a whole, including
 - growth in incomes,
 - changes in the overall level of prices,
 - the unemployment rate.
- Macroeconomists attempt to explain the economy and to devise policies to improve its performance.



Chapter Summary

- Economists use different models to examine different issues.
- Models with flexible prices describe the economy in the long run; models with sticky prices describe the economy in the short run.
- Macroeconomic events and performance arise from many microeconomic transactions, so macroeconomics uses many of the tools of microeconomics.