



CHAPTER 6

Unemployment

MACROECONOMICS SIXTH EDITION

N. GREGORY MANKIWI

PowerPoint® Slides by Ron Cronovich

© 2008 Worth Publishers, all rights reserved



In this chapter, you will learn...

...about the natural rate of unemployment:

- what it means
- what causes it
- understanding its behavior in the real world

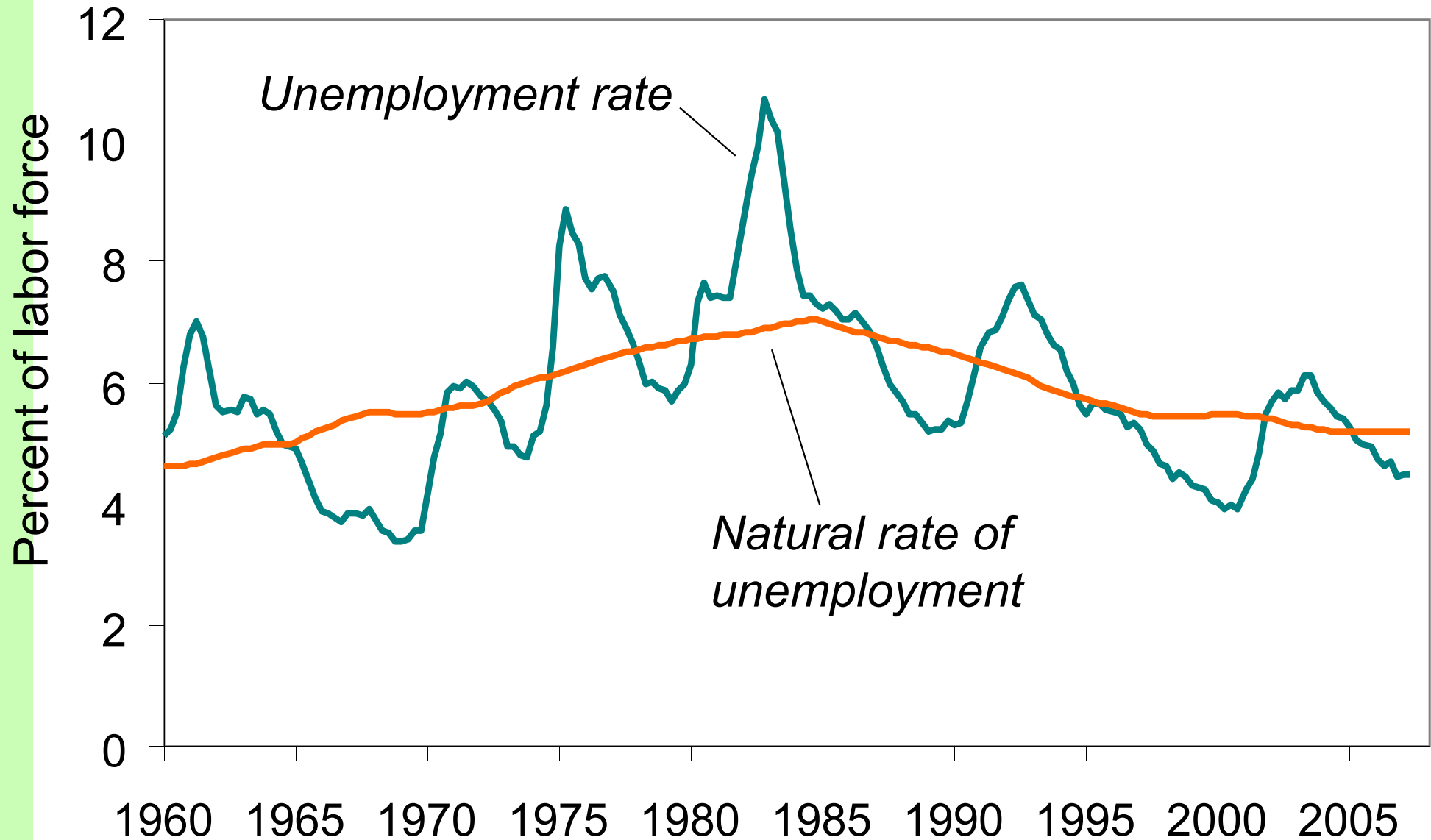


Natural rate of unemployment

- **Natural rate of unemployment:**
The average rate of unemployment around which the economy fluctuates.
- In a recession, the actual unemployment rate rises above the natural rate.
- In a boom, the actual unemployment rate falls below the natural rate.



Actual and natural rates of unemployment in the U.S., 1960-2007





A first model of the natural rate

Notation:

L = # of workers in labor force

E = # of employed workers

U = # of unemployed

U/L = unemployment rate

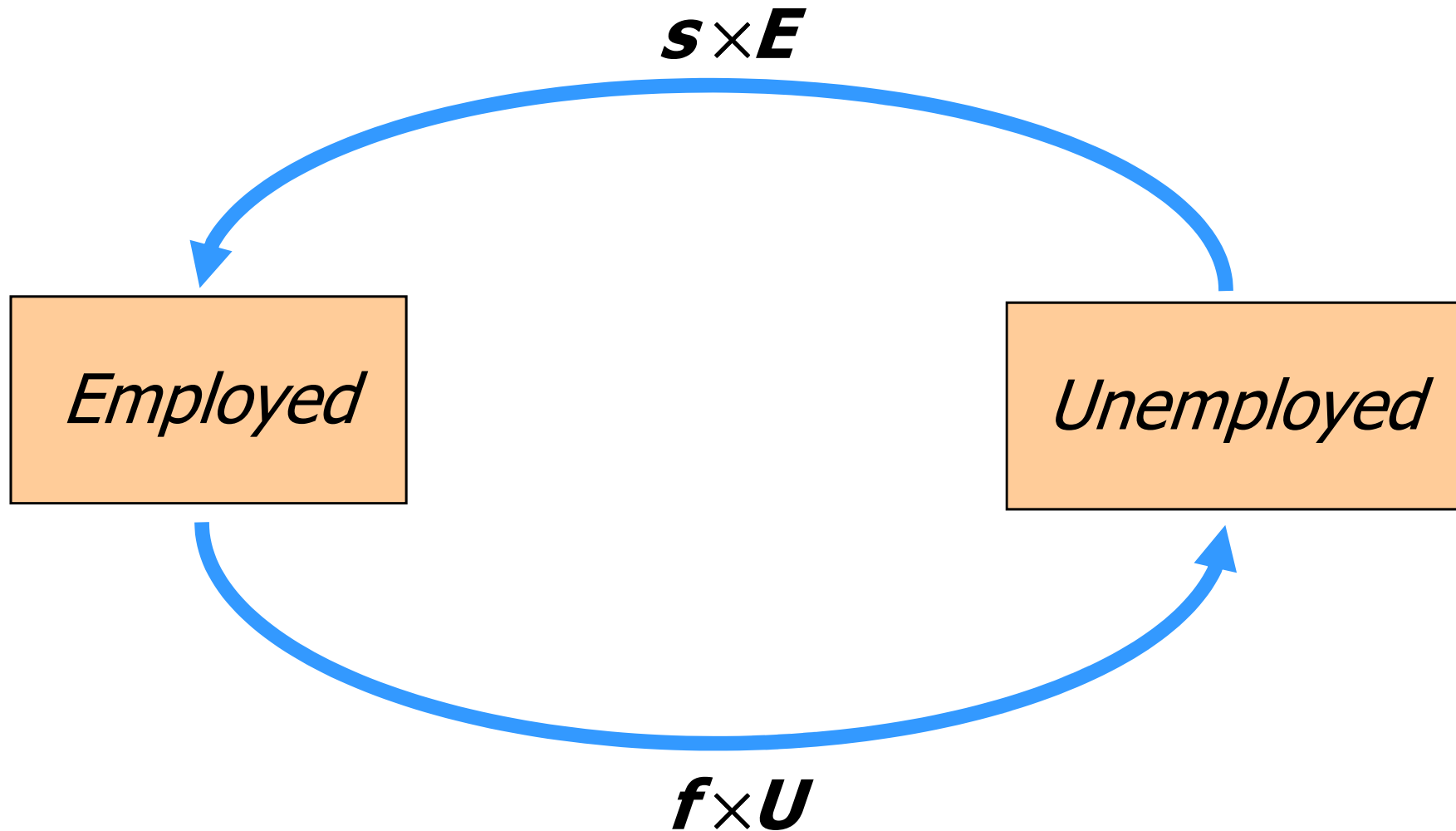


Assumptions:

1. L is exogenously fixed.
2. During any given month,
 s = fraction of employed workers that become separated from their jobs
 s is called the **rate of job separations**
 f = fraction of unemployed workers that find jobs
 f is called the **rate of job finding**
 s and f are exogenous



The transitions between employment and unemployment





The steady state condition

- Definition: the labor market is in **steady state**, or long-run equilibrium, if the unemployment rate is constant.
- The steady-state condition is:

$$s \times E = f \times U$$

of employed people who lose or leave their jobs

of unemployed people who find jobs



Finding the “equilibrium” U rate

$$\begin{aligned}f \times U &= s \times E \\ &= s \times (L - U) \\ &= s \times L - s \times U\end{aligned}$$

Solve for U/L :

$$(f + s) \times U = s \times L$$

SO,

$$\frac{U}{L} = \frac{s}{s + f}$$



Example:

- Each month,
 - 1% of employed workers lose their jobs ($s = 0.01$)
 - 19% of unemployed workers find jobs ($f = 0.19$)
- Find the natural rate of unemployment:

$$\frac{U}{L} = \frac{s}{s + f} = \frac{0.01}{0.01 + 0.19} = 0.05, \text{ or } 5\%$$



Policy implication

- A policy will reduce the natural rate of unemployment only if it lowers s or increases f .



Why is there unemployment?

- If job finding were instantaneous ($f = 1$), then all spells of unemployment would be brief, and the natural rate would be near zero.
- There are two reasons why $f < 1$:
 1. job search
 2. wage rigidity



Job search & frictional unemployment

- **frictional unemployment:** caused by the time it takes workers to search for a job
- occurs even when wages are flexible and there are enough jobs to go around
- occurs because
 - workers have different abilities, preferences
 - jobs have different skill requirements
 - geographic mobility of workers not instantaneous
 - flow of information about vacancies and job candidates is imperfect

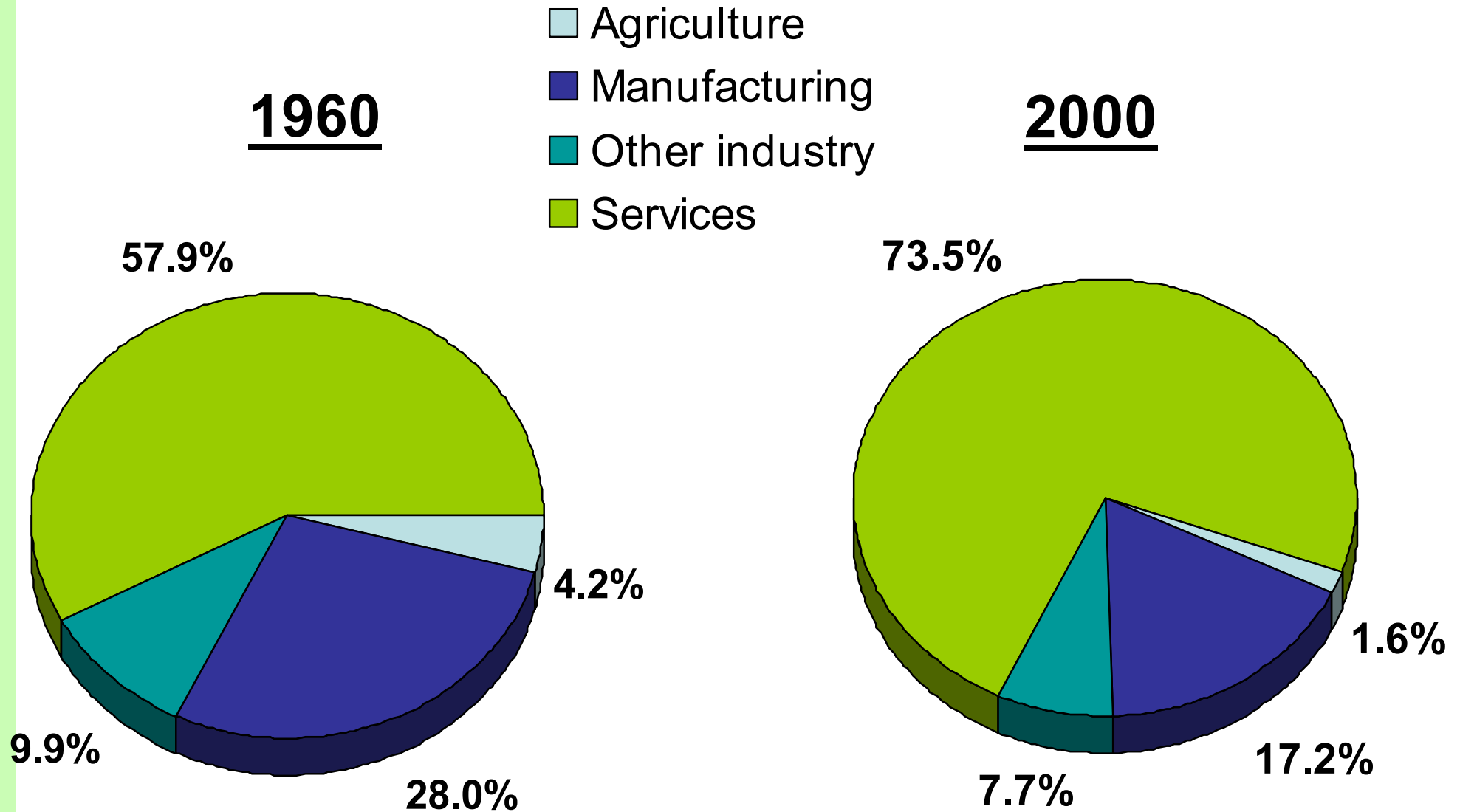


Sectoral shifts

- def: Changes in the composition of demand among industries or regions.
- *example:* Technological change
more jobs repairing computers,
fewer jobs repairing typewriters
- *example:* A new international trade agreement
labor demand increases in export sectors,
decreases in import-competing sectors
- Result: frictional unemployment



CASE STUDY: Structural change over the long run





More examples of sectoral shifts

- Late 1800s: decline of agriculture, increase in manufacturing
- Late 1900s: relative decline of manufacturing, increase in service sector
- 1970s: energy crisis caused a shift in demand away from gas guzzlers toward smaller cars.

In our dynamic economy, smaller sectoral shifts occur frequently, contributing to frictional unemployment.



Public policy and job search

Govt programs affecting unemployment

- *Govt employment agencies:*
disseminate info about job openings to better match workers & jobs.
- *Public job training programs:*
help workers displaced from declining industries get skills needed for jobs in growing industries.



Unemployment insurance (UI)

- UI pays part of a worker's former wages for a limited time after losing his/her job.
- UI increases search unemployment, because it reduces
 - the opportunity cost of being unemployed
 - the urgency of finding work
 - *f*
- Studies: The longer a worker is eligible for UI, the longer the duration of the average spell of unemployment.



Benefits of UI

- By allowing workers more time to search, UI may lead to better matches between jobs and workers, which would lead to greater productivity and higher incomes.



Why is there unemployment?

The natural rate of unemployment: $\frac{U}{L} = \frac{s}{s + f}$

- Two reasons why $f < 1$:

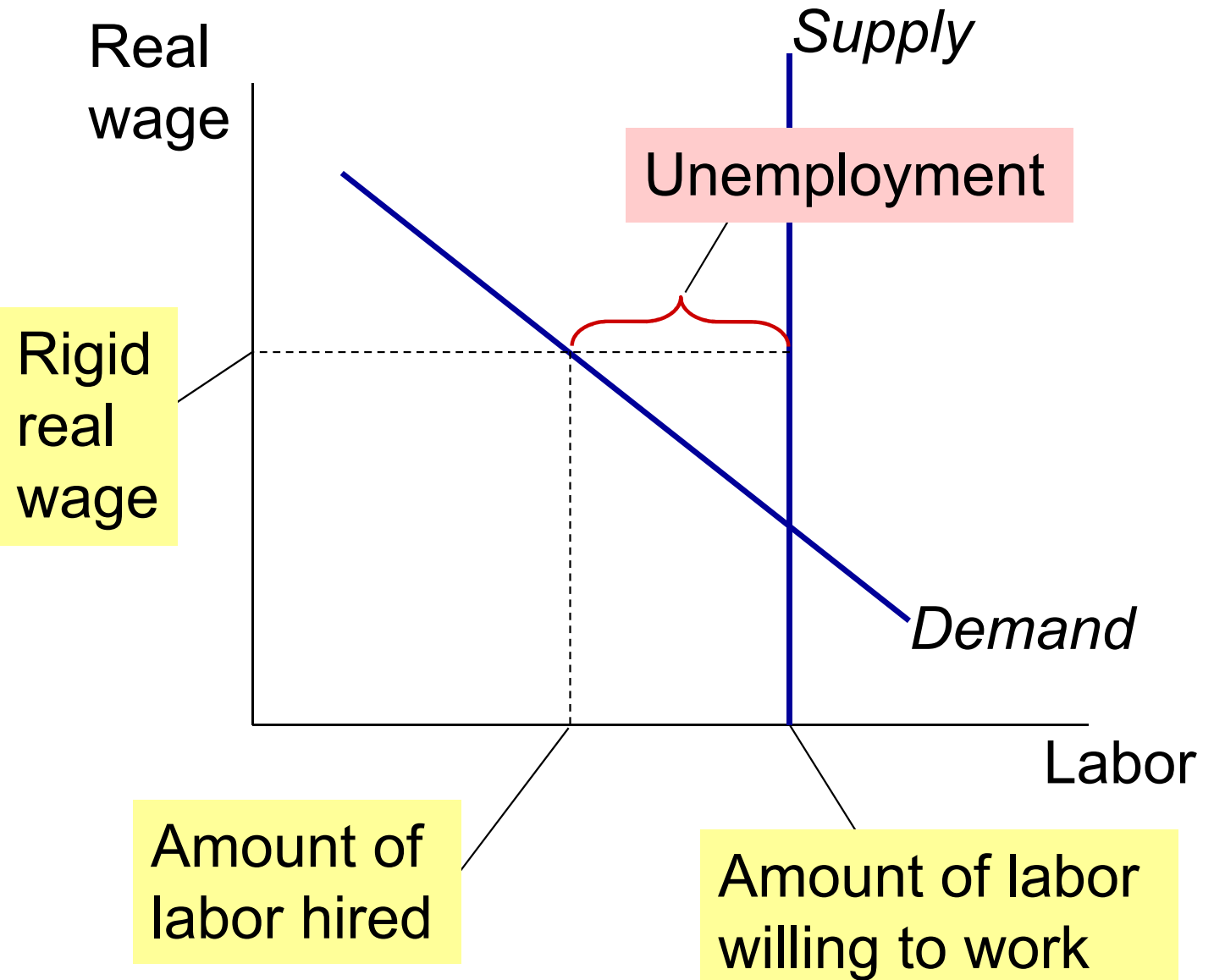
DONE ✓ 1. job search

Next → 2. wage rigidity



Unemployment from real wage rigidity

If real wage is stuck above its eq'm level, then there aren't enough jobs to go around.





Unemployment from real wage rigidity

If real wage is stuck above its eq'm level, then there aren't enough jobs to go around.

Then, firms must ration the scarce jobs among workers.

Structural unemployment:
The unemployment resulting from real wage rigidity and job rationing.



Reasons for wage rigidity

1. Minimum wage laws
2. Labor unions
3. Efficiency wages



1. The minimum wage

- The min. wage may exceed the eq'm wage of unskilled workers, especially teenagers.
- Studies: a 10% increase in min. wage increases teen unemployment by 1-3%
- But, the min. wage cannot explain the majority of the natural rate of unemployment, as most workers' wages are well above the min. wage.



2. Labor unions

- Unions exercise monopoly power to secure higher wages for their members.
- When the union wage exceeds the eq'm wage, unemployment results.
- **Insiders**: Employed union workers whose interest is to keep wages high.
- **Outsiders**: Unemployed non-union workers who prefer eq'm wages, so there would be enough jobs for them.

Union membership and wage ratios by industry, 2005

<i>industry</i>	<i># employed (1000s)</i>	<i>U % of total</i>	<i>wage ratio</i>
Private sector (total)	105,508	8.5%	122.3
Government (total)	20,381	40.5	121.7
Construction	8,053	13.8	156.9
Mining	600	9.5	113.7
Manufacturing	15,518	13.7	107.8
Retail trade	14,973	5.8	114.0
Transportation	4,379	24.4	129.2
Finance, insurance	6,304	2.1	90.7
Professional services	10,951	3.1	90.6
Education	3,312	15.4	112.7
Health care	14,045	8	115.1

wage ratio = 100×(union wage)/(nonunion wage)

slide 25



3. Efficiency wage theory

- Theories in which higher wages increase worker productivity by:
 - attracting higher quality job applicants
 - increasing worker effort, reducing “shirking”
 - reducing turnover, which is costly to firms
 - improving health of workers
(in developing countries)
- Firms willingly pay above-equilibrium wages to raise productivity.
- Result: structural unemployment.



Question for discussion:

- Use the material we've just covered to come up with a policy or policies to try to reduce the natural rate of unemployment.
- Note whether your policy targets frictional or structural unemployment.



The duration of U.S. unemployment,

average over 1/1990-6/2007

# of weeks unemployed	# of unemployed persons as % of total # of unemployed	amount of time these workers spent unemployed as % of total time all workers spent unemployed
1-4	38%	6.1%
5-14	31%	18.8%
15 or more	31%	75.1%

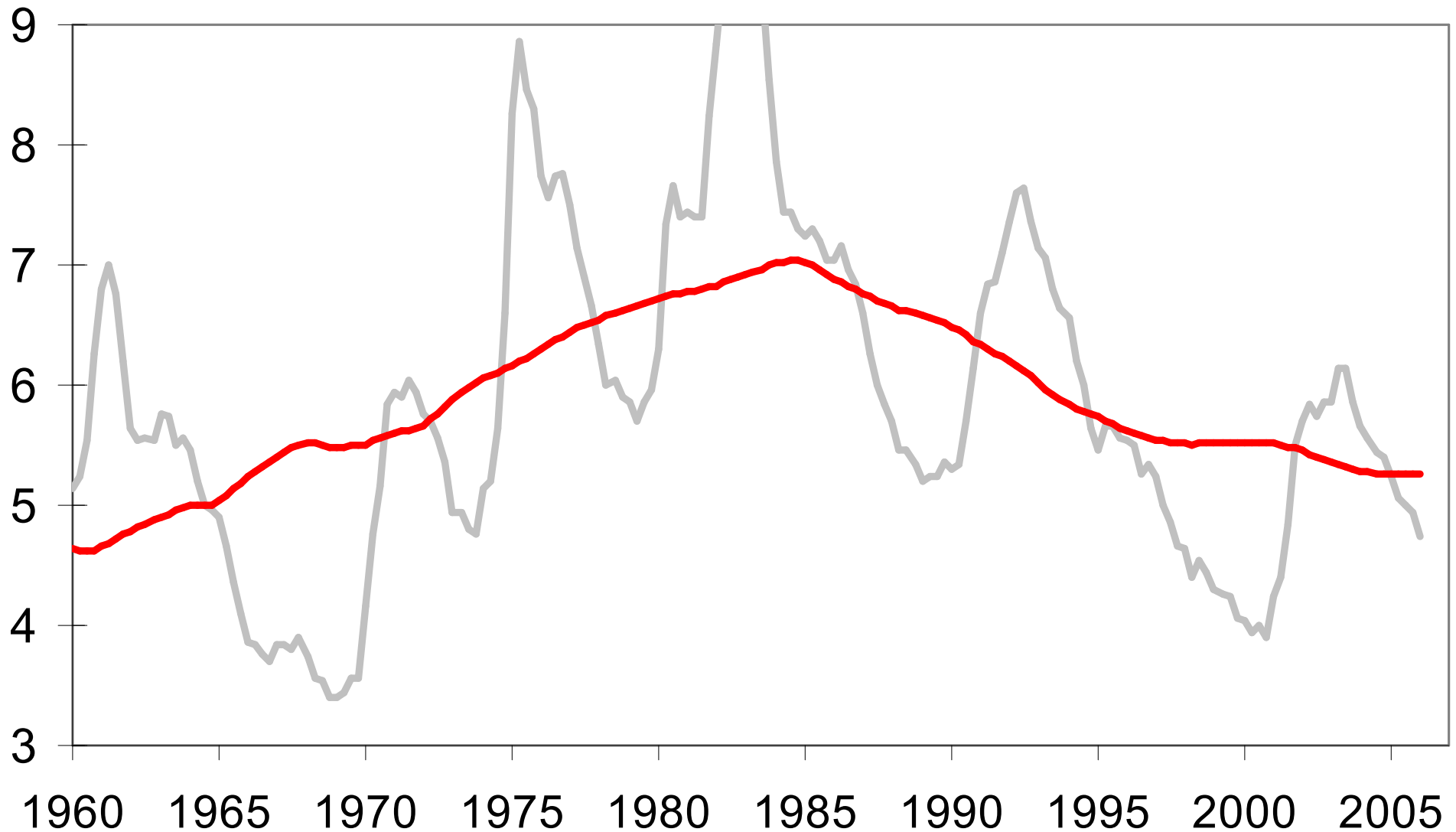


The duration of unemployment

- The data:
 - More spells of unemployment are short-term than medium-term or long-term.
 - Yet, most of the total time spent unemployed is attributable to the long-term unemployed.
- This long-term unemployment is probably structural and/or due to sectoral shifts among vastly different industries.
- Knowing this is important because it can help us craft policies that are more likely to work.



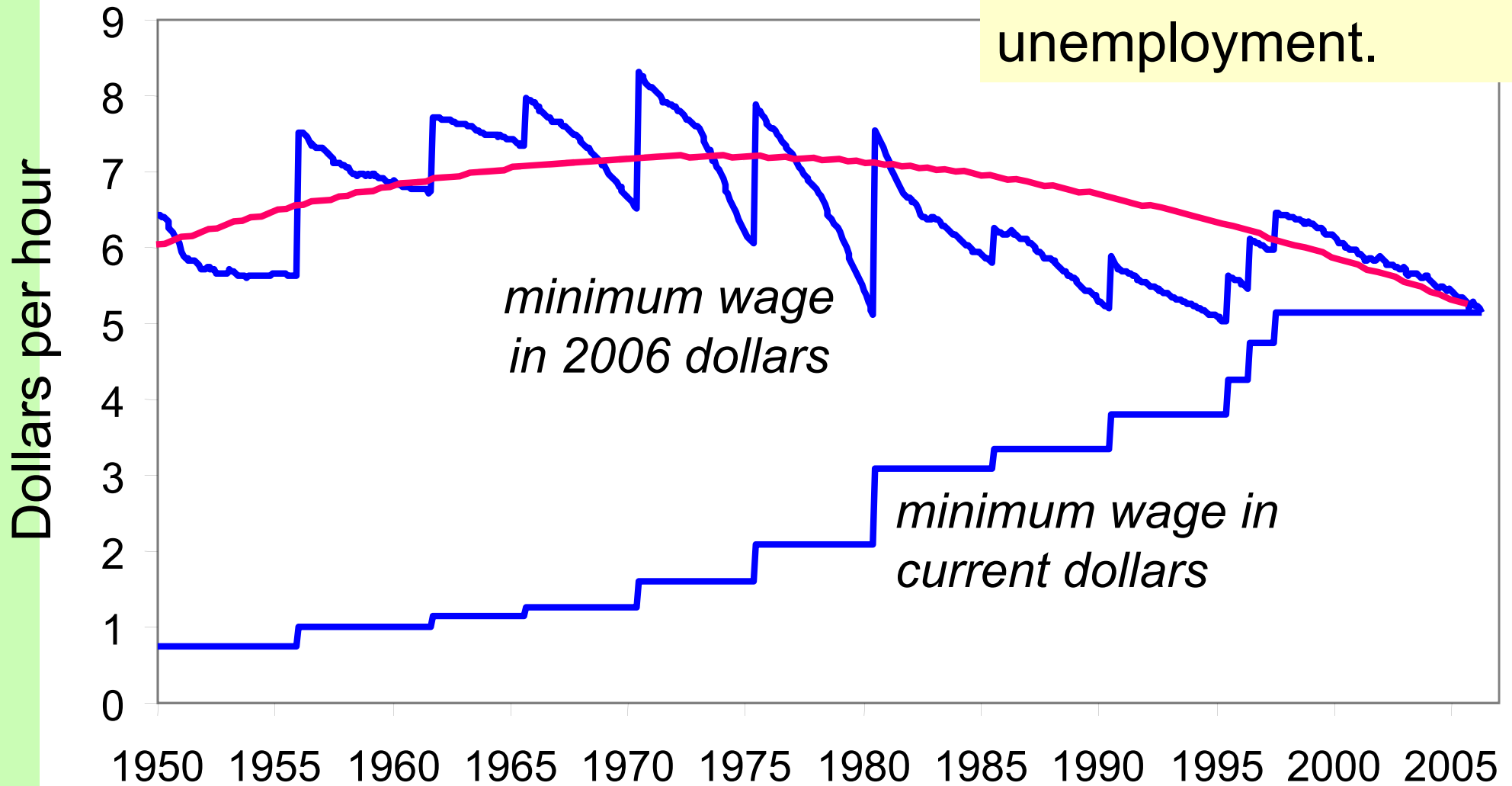
TREND: The natural rate rises during 1960-1984, then falls during 1985-2007





EXPLAINING THE TREND: The minimum wage

The trend in the real minimum wage is similar to that of the natural rate of unemployment.





EXPLAINING THE TREND: Union membership

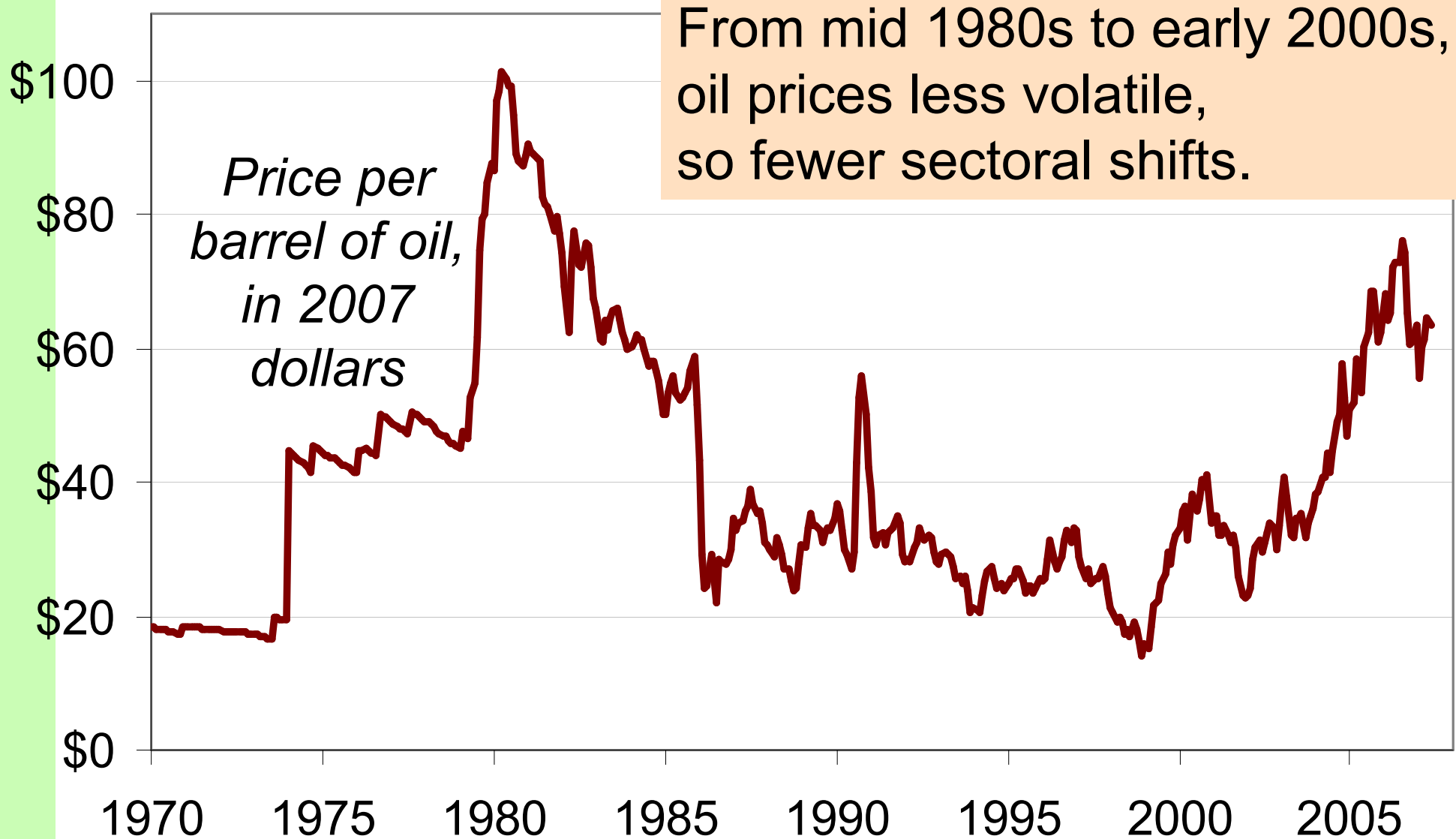
Union membership selected years	
year	percent of labor force
1930	12%
1945	35%
1954	35%
1970	27%
1983	20.1%
2006	12.0%

Since the early 1980s, the natural rate of unemployment and union membership have both fallen.

But, from 1950s to about 1980, the natural rate rose while union membership fell.



EXPLAINING THE TREND: Sectoral shifts



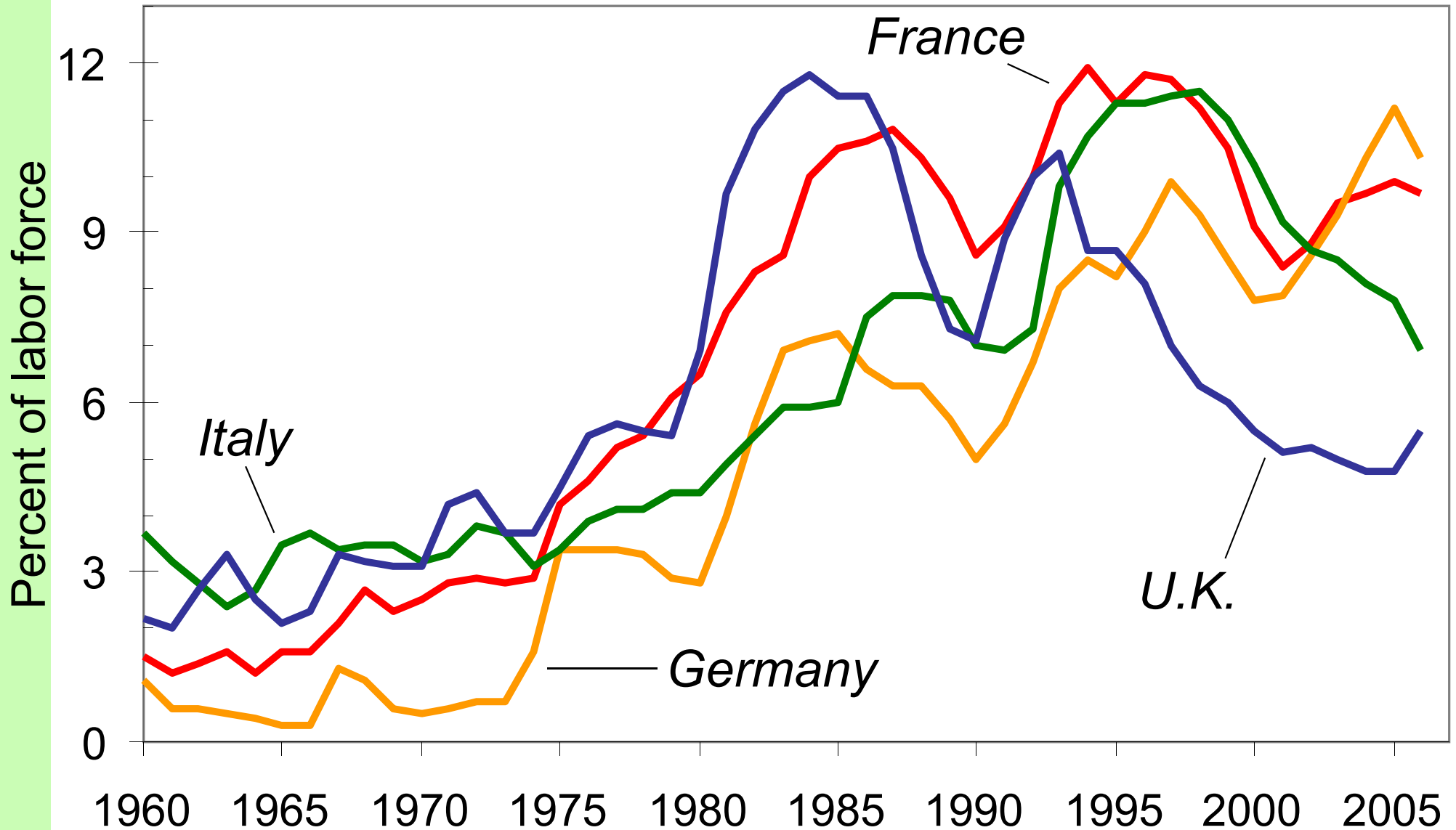


EXPLAINING THE TREND: Demographics

- 1970s:
The Baby Boomers were young.
Young workers change jobs more frequently
(high value of **s**).
- Late 1980s through today:
Baby Boomers aged. Middle-aged workers
change jobs less often (low **s**).



Unemployment in Europe, 1960-2006





The rise in European unemployment

- Shock
Technological progress has shifted labor demand from unskilled to skilled workers in recent decades.
- Effect in United States
An increase in the “skill premium” – the wage gap between skilled and unskilled workers.
- Effect in Europe
Higher unemployment, due to generous govt benefits for unemployed workers and strong union presence.

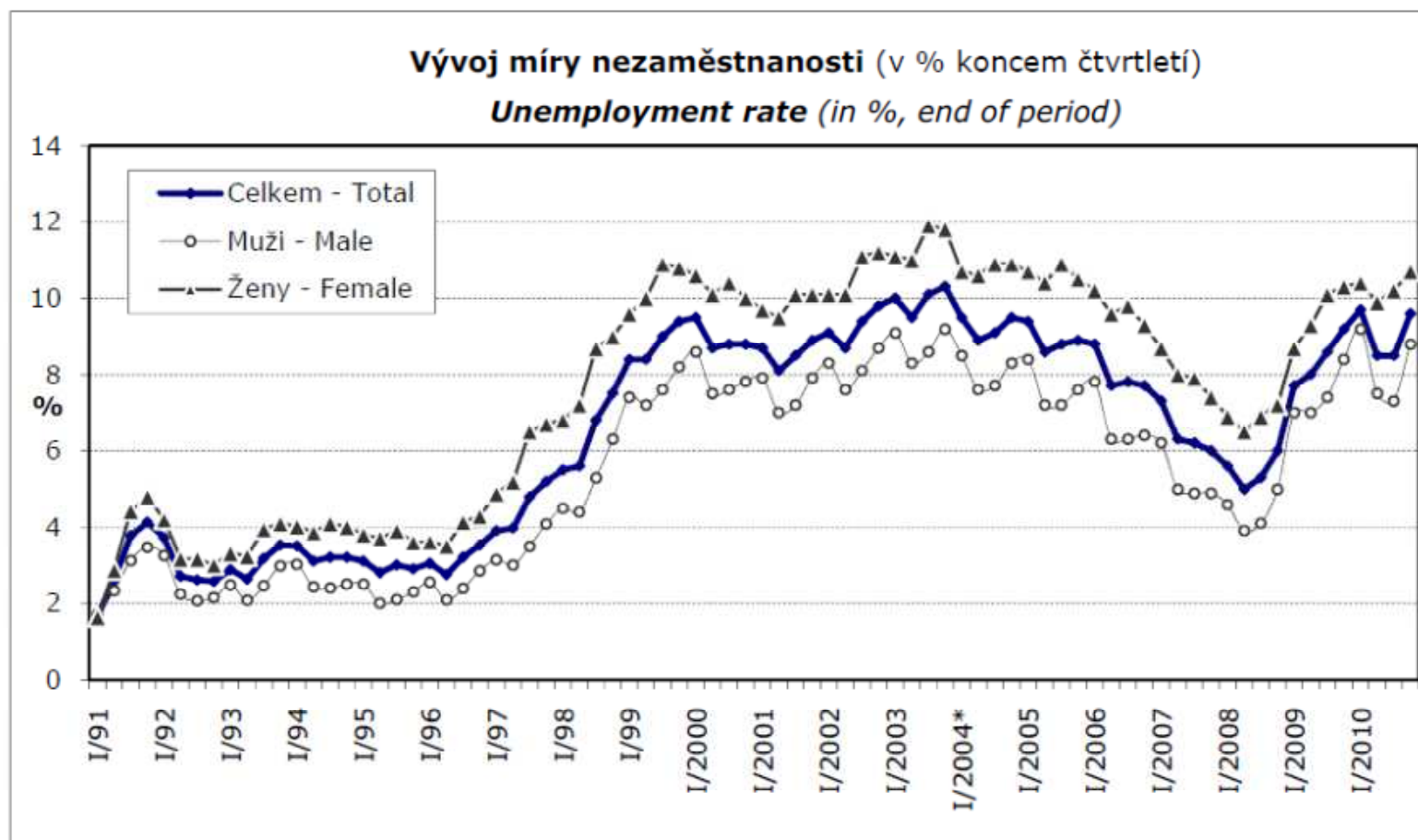


Percent of workers covered by collective bargaining


United States	18%
United Kingdom	47
Switzerland	53
Spain	68
Sweden	83
Germany	90
France	92
Austria	98



Unemployment in ČR 1991-2010



* od roku 2004 změna metodiky výpočtu míry registrované nezaměstnanosti – since 2004 change of methodology of calculation unemployment rate based on job applicants register



Chapter Summary

1. The natural rate of unemployment
 - the long-run average or “steady state” rate of unemployment
 - depends on the rates of job separation and job finding
2. Frictional unemployment
 - due to the time it takes to match workers with jobs
 - may be increased by unemployment insurance




Chapter Summary

3. Structural unemployment

- results from wage rigidity: the real wage remains above the equilibrium level
- caused by: minimum wage, unions, efficiency wages

4. Duration of unemployment

- most spells are short term
- but most weeks of unemployment are attributable to a small number of long-term unemployed persons



Chapter Summary

5. Behavior of the natural rate in the U.S.

- rose from 1960 to early 1980s, then fell
- possible explanations:
trends in real minimum wage,
union membership, prevalence of sectoral shifts,
and aging of the Baby Boomers



Chapter Summary

6. European unemployment

- has risen sharply since 1970
- probably due to generous unemployment benefits, strong union presence, and a technology-driven shift in demand away from unskilled workers