

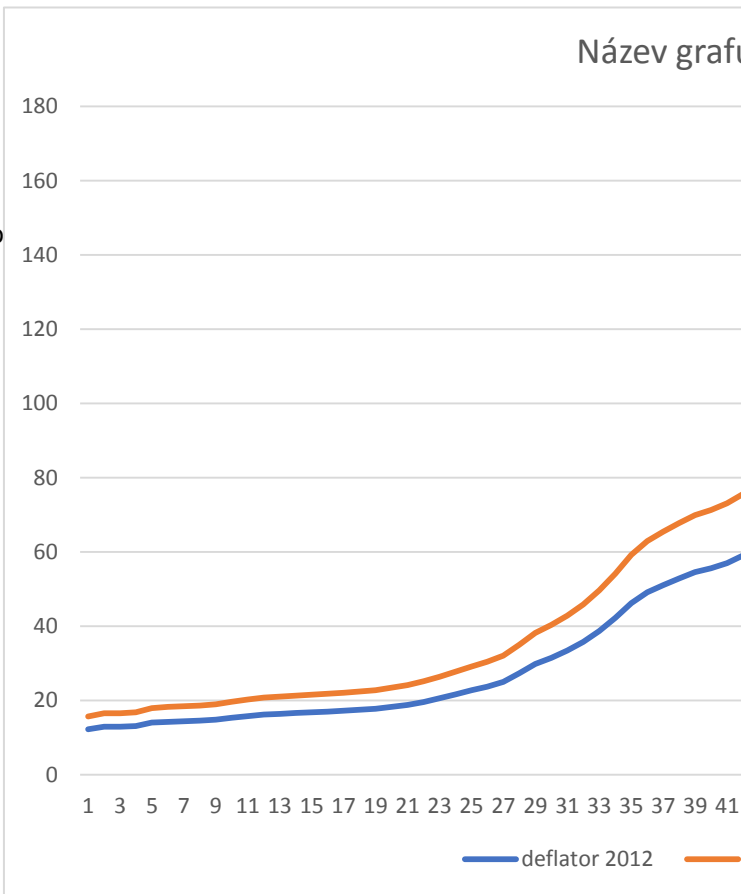
FRED Graph Observations  
 Federal Reserve Economic Data  
 Link: <https://fred.stlouisfed.org>  
 Help: <https://fredhelp.stlouisfed.org>  
 Economic Research Division  
 Federal Reserve Bank of St. Louis

GDP1 Real Gross Do

Frequency: Annual

observation\_date real

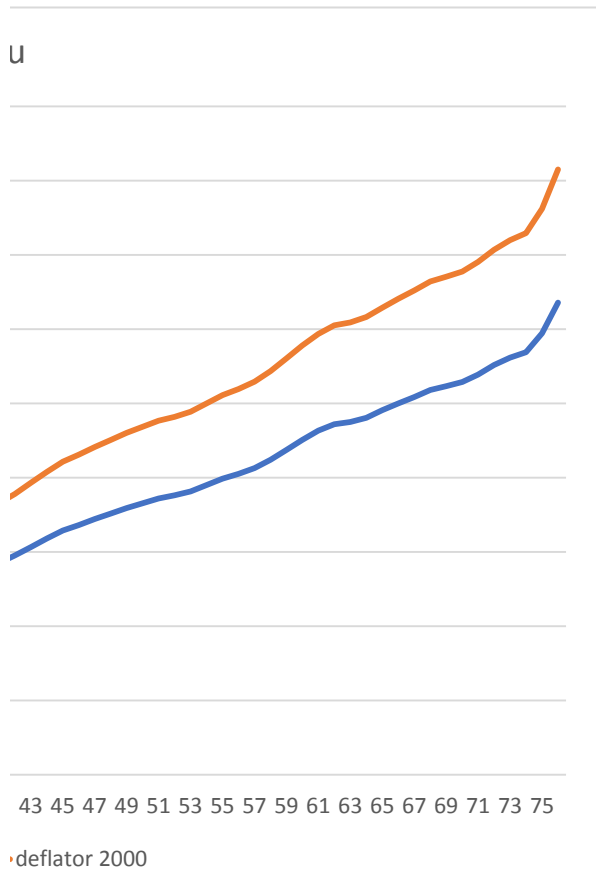
1947-01-01  
 1948-01-01  
 1949-01-01  
 1950-01-01  
 1951-01-01  
 1952-01-01  
 1953-01-01  
 1954-01-01  
 1955-01-01  
 1956-01-01  
 1957-01-01  
 1958-01-01  
 1959-01-01  
 1960-01-01  
 1961-01-01  
 1962-01-01  
 1963-01-01  
 1964-01-01  
 1965-01-01  
 1966-01-01  
 1967-01-01  
 1968-01-01  
 1969-01-01  
 1970-01-01  
 1971-01-01  
 1972-01-01  
 1973-01-01  
 1974-01-01  
 1975-01-01  
 1976-01-01  
 1977-01-01  
 1978-01-01  
 1979-01-01  
 1980-01-01  
 1981-01-01  
 1982-01-01  
 1983-01-01  
 1984-01-01  
 1985-01-01  
 1986-01-01  
 1987-01-01  
 1988-01-01  
 1989-01-01  
 1990-01-01  
 1991-01-01



Year	Real GDP	Year
1964-01-01	3918.791	1964-01-01
1965-01-01	4173.424	1965-01-01
1966-01-01	4448.703	1966-01-01
1967-01-01	4570.709	1967-01-01
1968-01-01	4795.387	1968-01-01
1969-01-01	4945.235	1969-01-01
1970-01-01	4954.436	1970-01-01
1971-01-01	5117.603	1971-01-01
1972-01-01	5386.733	1972-01-01
1973-01-01	5690.853	1973-01-01
1974-01-01	5660.091	1974-01-01
1975-01-01	5648.462	1975-01-01
1976-01-01	5952.809	1976-01-01
1977-01-01	6228.077	1977-01-01
1978-01-01	6572.819	1978-01-01
1979-01-01	6780.924	1979-01-01
1980-01-01	6763.514	1980-01-01
1981-01-01	6935.153	1981-01-01
1982-01-01	6810.120	1982-01-01
1983-01-01	7122.291	1983-01-01
1984-01-01	7637.704	1984-01-01
1985-01-01	7956.170	1985-01-01
1986-01-01	8231.664	1986-01-01
1987-01-01	8516.418	1987-01-01
1988-01-01	8872.154	1988-01-01
1989-01-01	9197.998	1989-01-01
1990-01-01	9371.468	1990-01-01
1991-01-01	9361.322	1991-01-01

Název grafu


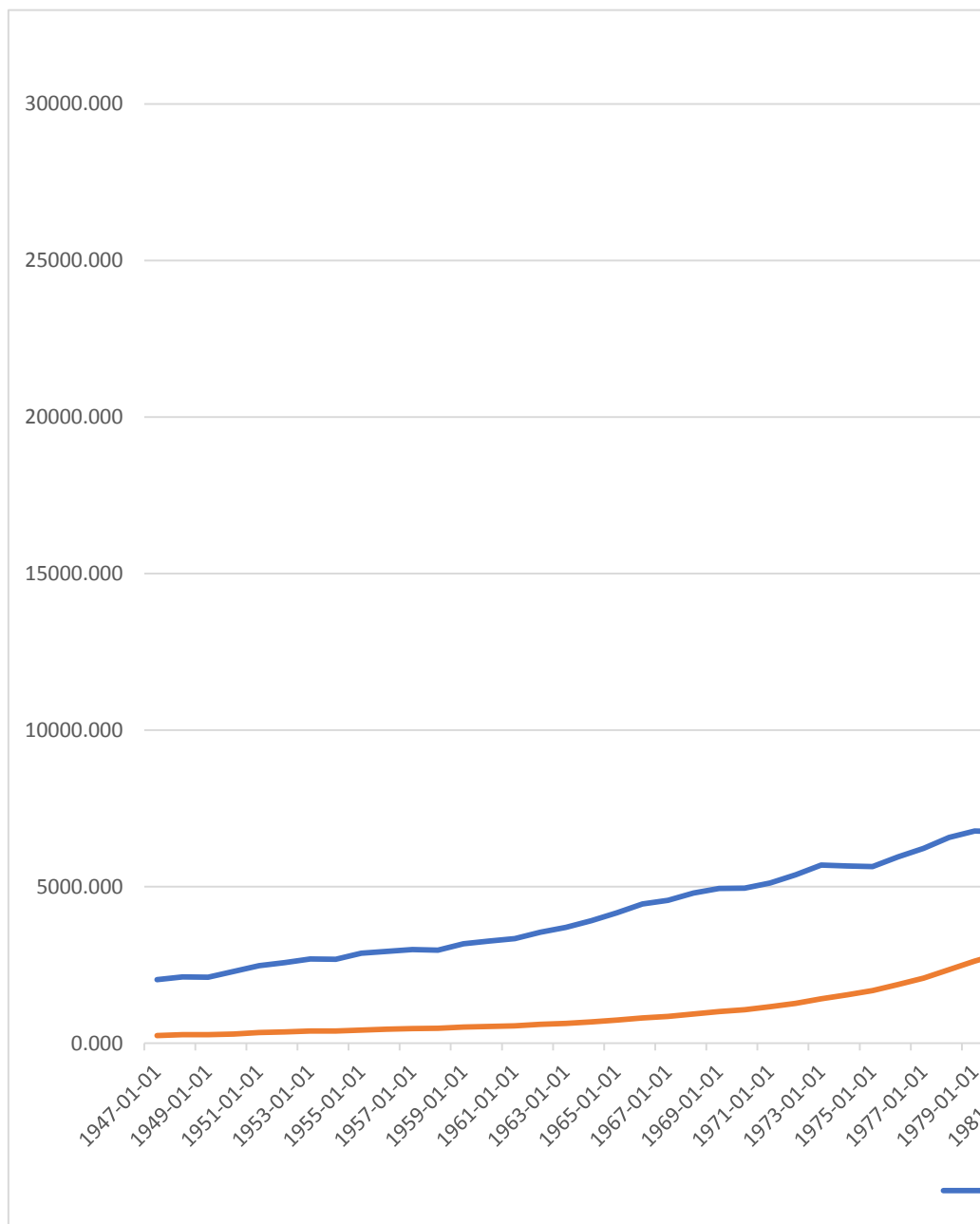
1992-01-01	9691.069	1992-01-01
1993-01-01	9957.746	1993-01-01
1994-01-01	10358.923	1994-01-01
1995-01-01	10636.979	1995-01-01
1996-01-01	11038.266	1996-01-01
1997-01-01	11529.157	1997-01-01
1998-01-01	12045.824	1998-01-01
1999-01-01	12623.361	1999-01-01
2000-01-01	13138.035	2000-01-01
2001-01-01	13263.417	2001-01-01
2002-01-01	13488.357	2002-01-01
2003-01-01	13865.519	2003-01-01
2004-01-01	14399.696	2004-01-01
2005-01-01	14901.269	2005-01-01
2006-01-01	15315.943	2006-01-01
2007-01-01	15623.872	2007-01-01
2008-01-01	15642.962	2008-01-01
2009-01-01	15236.262	2009-01-01
2010-01-01	15648.991	2010-01-01
2011-01-01	15891.534	2011-01-01
2012-01-01	16253.970	2012-01-01
2013-01-01	16553.348	2013-01-01
2014-01-01	16932.052	2014-01-01
2015-01-01	17390.295	2015-01-01
2016-01-01	17680.274	2016-01-01
2017-01-01	18076.652	2017-01-01
2018-01-01	18609.078	2018-01-01
2019-01-01	19036.052	2019-01-01
2020-01-01	18509.143	2020-01-01
2021-01-01	19609.812	2021-01-01
2022-01-01	20018.028	2022-01-01

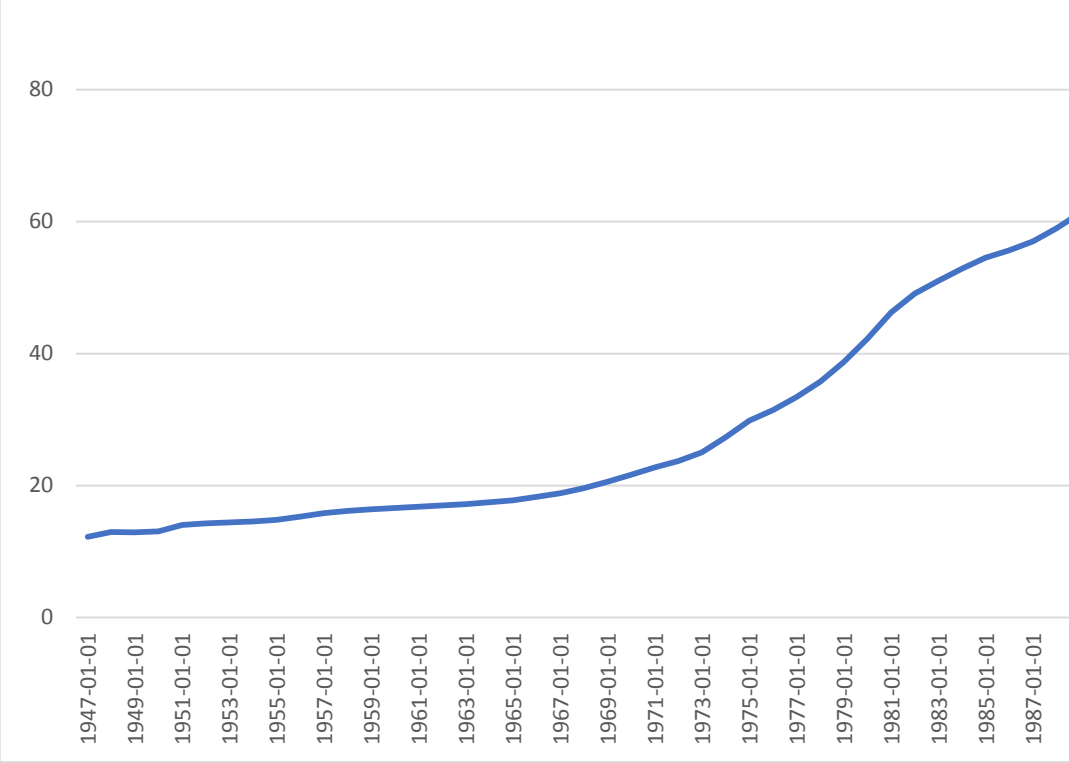


deflator 2012	deflator 2000
12.25886503	15.7114579
12.94684084	16.59319557
12.925777	16.56619931
13.0865469	16.77224851
14.01415602	17.96110993
14.25648068	18.27168303
14.42905701	18.49286384
14.56264957	18.66408148
14.80876585	18.97951408
15.31331243	19.6261614
15.82147322	20.27744086
16.18128353	20.73858832
16.40308689	21.02286049
16.62698061	21.30981175
16.80399882	21.53668545
17.00859729	21.79890714
17.20369326	22.04895004
17.46614054	22.3853131
17.78612225	22.79541461
18.28428983	23.43388636
18.81450449	24.11343095
19.61565354	25.14021602
20.57768637	26.37319625
21.66362739	27.76498224
22.76162786	29.17222411
23.74559868	30.43332097
25.0467911	32.10098187
27.30066651	34.98963989
29.8294487	38.23062955
31.47106685	40.33459387
33.42645197	42.84069463
35.77762829	45.85405742
38.74584565	49.65824501
42.2459184	54.14408
46.24326434	59.26724045
49.10029853	62.92893117
51.02342428	65.39368702
52.86423773	67.7529481
54.53604904	69.89560917
55.63435021	71.30323644
57.01007287	73.06641831
59.02104328	75.64375944
61.33486664	78.60924916
63.63084738	81.55187107
65.78268806	84.30975724

684.462  
 742.290  
 813.414  
 859.956  
 940.647  
 1017.615  
 1073.311  
 1164.850  
 1279.112  
 1425.376  
 1545.243  
 1684.905  
 1873.413  
 2081.825  
 2351.599  
 2627.326  
 2857.309  
 3207.041  
 3343.789  
 3634.037  
 4037.614  
 4338.981  
 4579.633  
 4855.216  
 5236.438  
 5641.580  
 5963.145  
 6158.129

6520.327	67.28181812	86.23110303
6858.559	68.87661453	88.2750587
7287.237	70.3474321	90.16011808
7639.749	71.82254877	92.05068734
8073.122	73.13759018	93.73609767
8577.553	74.39878302	95.35249349
9062.817	75.23617106	96.42572392
9631.172	76.29641385	97.78457402
10250.952	78.02499997	100
10581.929	79.7828267	102.2529019
10929.108	81.02623804	103.8465083
11456.450	82.62546316	105.8961399
12217.196	84.84342829	108.7387739
13039.197	87.50393675	112.1485893
13815.583	90.20393178	115.6090123
14474.227	92.64174376	118.7334108
14769.862	94.41857303	121.0106672
14478.067	95.02374344	121.7862781
15048.970	96.1657528	123.2499235
15599.732	98.16378803	125.8106864
16253.970	100	128.16405
16843.196	101.7509948	130.4081959
17550.688	103.6536387	132.8467014
18206.024	104.6907096	134.1758534
18695.106	105.7399111	135.5205526
19477.337	107.7485866	138.0949525
20533.058	110.3389283	141.4148392
21380.976	112.3183301	143.9517208
21060.474	113.7841689	145.8303992
23315.081	118.8949774	152.3806183
25461.339	127.1920413	163.0144714





Název grafu

