

SQL



Pavel Lasák

+420 777 288 242

Pavel.Lasak@gmail.com

www.JakNaExcel.cz

On-line

- ▶ **Registrace**

- ▶ Neplacené

- ▶ ~~Placené~~

- ▶ **Bez registrace**

- ▶ Kompletní databáze

- ▶ Omezené pro testy

On-line

▶ Registrace neplacené

- ▶ Potvrdit zadaný e-mail
- ▶ Pouze váš profil
- ▶ Bez technické podpory
- ▶ Omezené

▶ Bez registrace

- ▶ Nemusí fungovat
- ▶ Pomalé
- ▶ Mnohdy více možností

On-line

- ▶ Omezené pro testování
 - ▶ Weby kde můžete SQL testovat
 - ▶ Mnohdy předpřipravené tabulky
 - ▶ Omezené možnosti

On-line registrace

- ▶ <https://www.db4free.net/>
- ▶ <https://www.freemysqlhosting.net/>
- ▶ <https://remotemysql.com/>
 - ▶ Někdy přetížen

<https://www.db4free.net/>

▶ [db4free.net](https://www.db4free.net/)

https://www.db4free.net/



db4free.net - MySQL Database for free

Welcome ▾

Database ▾

Conditions of use

Signup

Change Password

Delete account

Forgot your
password?

phpMyAdmin »

Twitter

mpopp.net blog

Switch Language [+]

About the project db4free.net

In this section you can create your database account, modify its data and delete it.

What makes us "special"?

The purpose of our project is that we intend to satisfy the needs of developers and testers for **current versions** of MySQL. By updating the versions of MySQL and phpMyAdmin frequently, you have for example the opportunity to test your web site with a current MySQL version.

Get your own free MySQL database account »

https://www.db4free.net/

- db4free.net je služba pro testování, nikoli pro nosung. Databáze, které uchovávají než 200 MB dat bude vymazány v nepravidelných intervalech bez předchozího oznámení
- Prosím, odstraňte data, která jsou již nepotřebná, nebo [smazat účet](#) v případě neaktivity.

MySQL Databáze:	<input type="text" value="JmenoDatabaze"/>
MySQL Jméno:	<input type="text" value="Prihlasovacijmen"/>
MySQL Heslo:	<input type="password" value="Min. 8 znaků."/>
MySQL Ověření hesla:	<input type="password" value="Min. 8 znaků."/>
Emailová adresa:	<input type="text" value="vas@email.cz"/>

Přečetl jsem si [podmínky použití](#) a souhlasím s nimi.

Email potvrdit

Přihlášení

- ▶ <https://www.db4free.net/phpMyAdmin/>

Jazyk - Language

Čeština - Czech ▼

Přihlášení ⓘ

Jméno: ⓘ²

Heslo: ⓘ²

Proved'

Hotovo

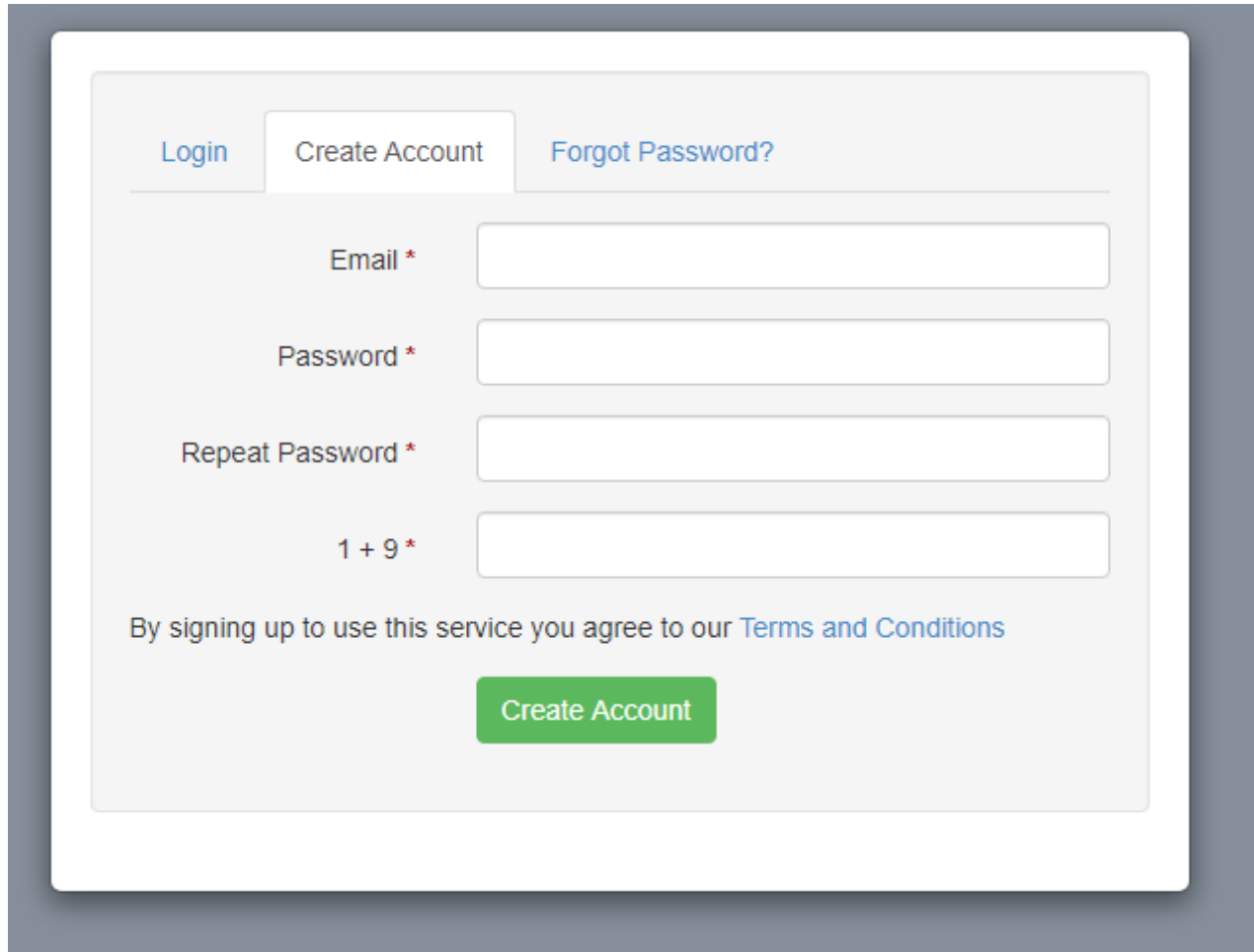
The screenshot shows the phpMyAdmin web interface in a browser. The address bar displays `db4free.net/phpMyAdmin/index.php`. The browser's bookmark bar includes items like 'Aplikace', 'Bookmarks', 'Školení', 'Marketing', 'Vzdělávání', 'AAPKY!', 'Cestování', 'čti', 'PRACE', 'S', 'O-EN', and 'Analytical Consulta...'. The phpMyAdmin interface has a sidebar on the left with 'Nedávné' and 'Oblíbené' buttons, and a tree view showing 'Nová', 'information_schema', and 'muni_01'. The main content area is titled 'Server: MySQL 8.0 Server:3306' and contains several panels:

- Obcená nastavení**: Includes 'Změnit heslo', 'Server connection collation: utf8mb4_unicode_ci', and 'Více nastavení'.
- Nastavení vzhledu**: Includes 'Jazyk - Language: Čeština - Czech' and 'Vzhled: pmahomme'.
- Databázový server**: Lists server details:
 - Server: MySQL 8.0 Server (127.0.0.1 via TCP/IP)
 - Typ serveru: MySQL
 - Server connection: **SSL is used without certification authority**
 - Verze serveru: 8.0.19 - MySQL Community Server - GPL
 - Verze protokolu: 10
 - Uživatel: muni_01@localhost
 - Znaková sada: UTF-8 Unicode (utf8mb4)
- Webový server**: Lists web server details:
 - Apache/2.4.29 (Ubuntu)
 - Verze databázového klienta: libmysql - mysqlnd 5.0.12-dev - 20150407 - \$Id: 3591daad22de08524295e1bd073aceff1\$

<https://remotemysql.com>

▶ remotemysql

<https://remotemysql.com/login.php>



The screenshot displays the 'Create Account' form on the RemoteMySQL website. At the top, there are three tabs: 'Login', 'Create Account' (which is selected), and 'Forgot Password?'. Below the tabs, there are four input fields, each with an asterisk indicating it is required:

- Email *
- Password *
- Repeat Password *
- 1 + 9 *

Below the input fields, there is a line of text: "By signing up to use this service you agree to our [Terms and Conditions](#)". At the bottom of the form is a green button labeled "Create Account".

Email potvrdit

Thank you for registering on RemoteMysql.com

Please confirm your email by clicking on the link below:

[Confirm Email](#)

If you can't click on that link, just copy and paste following url in your browser's address bar:

<https://remotemysql.com/confirm.php?k=5a8d00098cb21f23b8b6296cefe86d1e>

Many Thanks,
RemoteMysql.com

<https://remotemysql.com/dashboard.php>

pavel.lasak@gmail.com

 DASHBOARD

 DATABASES

 STATISTICS



 PRIVILEGES

 LEARN MYSQL

RemoteMySQL - Dashboard 

Databases

All your databases are listed below. Create news ones, upto a maximum of 3, with the button at the bottom.

USERNAME	SIZE	CREATED DATE	ACTION
byfYr2hyAc	0 MB	2020-02-18 15:42:29	 ACTION ▾
Zn3SRb3M6D	0.02 MB	2020-02-16 17:52:48	 ACTION ▾

 CREATE NEW DATABASE

Zapamatovat

Created!

You have successfully created a new database. The details are below.

Username: 3vJGIEyYpt

Database name: 3vJGIEyYpt

Password: NhOL3sC1tQ

Server: remotemysql.com

Port: 3306

These are the username and password to log in to your database and phpMyAdmin

Make sure you keep your password secure. Ensure you keep back ups of your database in case it gets deleted.

Přihlášení

- ▶ <https://remotemysql.com/phpmyadmin/index.php>

https://remotemysql.com/phpmyadmin/

Jazyk - Language

Čeština - Czech ▼

Přihlášení ⓘ

Jméno: Zn3SRb3M6D ⓘ

Heslo: ⓘ

Proved'

Hotovo

The screenshot shows the phpMyAdmin interface in a browser window. The address bar displays `remotemysql.com/phpmyadmin/index.php`. The browser's bookmark bar contains several items: Aplikace, Bookmarks, Školení, Marketing, Vzdělávání, AAPKY!, Cestování, čti, PRACE, S, and O-EN. The phpMyAdmin interface is titled "Server: localhost" and features a navigation menu with "Databáze", "SQL", "Export", "Import", and "Znakové sady".

The main content area is divided into two sections:

- Obecná nastavení (General Settings):**
 - A "Změnit heslo" (Change Password) button.
 - A dropdown menu for "Porovnávání pro toto připojení k serveru" (Collation for this connection to the server) set to `utf8mb4_unicode_ci`.
- Nastavení vzhledu (Appearance Settings):**
 - A dropdown menu for "Jazyk - Language" (Language) set to "Čeština - Czech".
 - A dropdown menu for "Vzhled" (Theme) set to "pmahomme".
 - A dropdown menu for "Velikost písma" (Font size) set to "82%".
 - A link for "Více nastavení" (More settings).

The left sidebar includes the phpMyAdmin logo, navigation icons, and tabs for "Nedávné" (Recent) and "Oblíbené" (Favorites). A database connection named "Zn3SRb3M6D" is visible.



<https://www.freemysqlhosting.net/>

Home Large MySQL Database Hosting Contact Login

Free MySQL Hosting

10% off upgrades and renewals for limited time only!

Sneak preview of your new website coming soon!

Register

Create your Free MySQL Database

Start my Free Account

Creating your new database couldn't be easier. Enter your email address above, we'll send you your new password and you're ready to start.

Included

- MySQL Database
- 5MB MySQL Hosting Space
- phpMyAdmin
- Secure, Reliable, Fast hosting
- Upgrade options available

Having your own MySQL database has never been easier

Within a few minutes you could have your own MySQL hosting up and running. All we need is your email address and we will do the rest. Your new hosting details will be emailed to you once you've created your first database.

Secure, Reliable and Fast

Every measure is taken to keep your information safe and secure including regular backups stored securely off site. Regular monitoring is also carried out to ensure a reliable hosting service.

It's Free, yes free

For as long as we can provide this service you'll be able to use it for free. If you decide you want a more space or more databases then we offer upgradable options just for that reason.

Copyright ©2022 All rights reserved | Acceptable Use Policy | How to MySQL

Poznámky

On-line – bez registrace

- ▶ <https://www.phpmyadmin.net>
- ▶ <http://sqlfiddle.com>
- ▶ <https://sqltest.net/>
- ▶ https://www.w3schools.com/sql/trysql.asp?filename=trysql_op_in
 - ▶ Omezeno
 - ▶ Pomalé
- ▶ <http://www.phpmyadmin.com>
 - ▶ pozastaveno

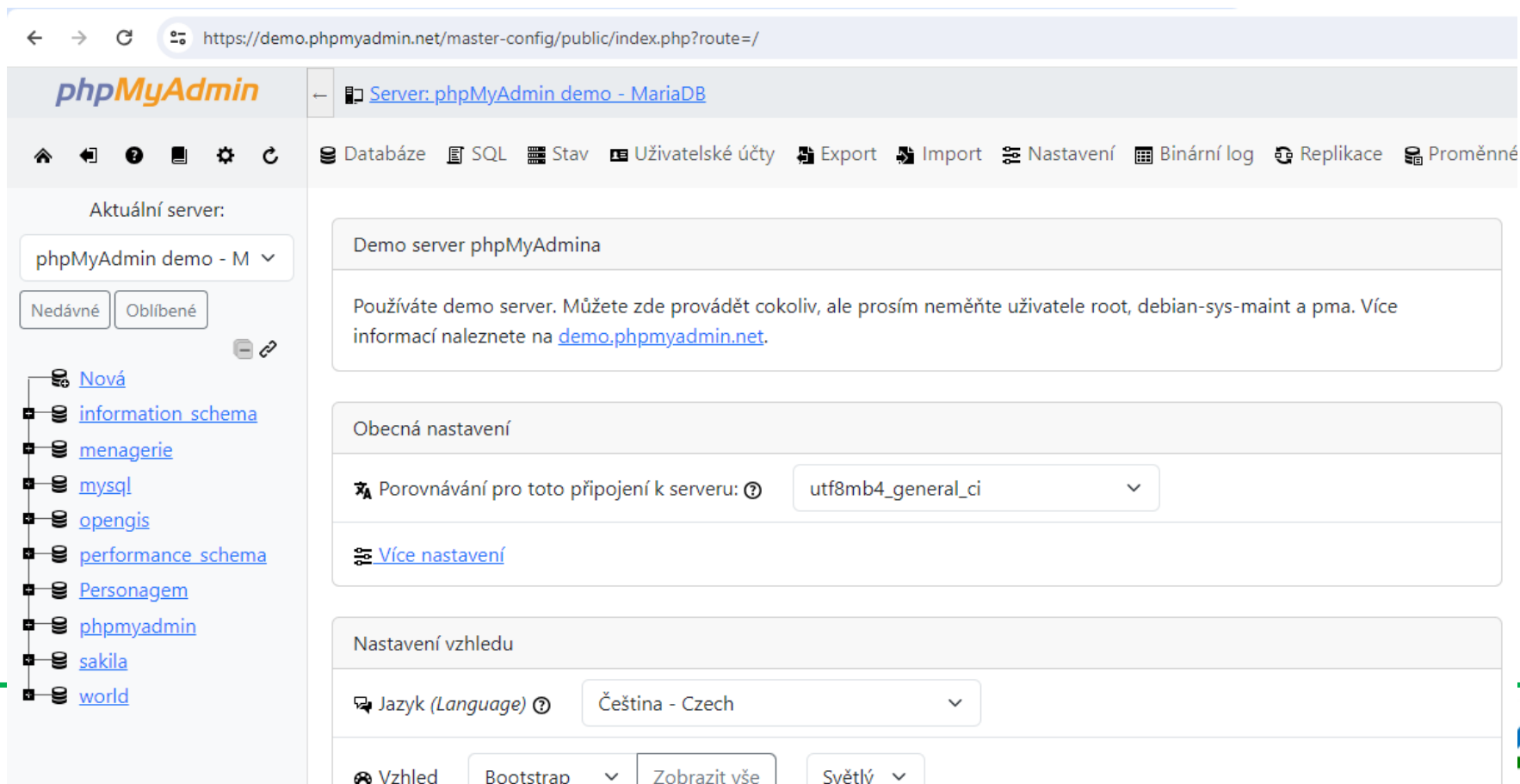
On-line bez registrace

- ▶ **Phpmyadmin**
 - ▶ Bez přihlášení
 - ▶ Nemusí fungovat ☹

- ▶ Chovat se slušně !

<https://www.phpmyadmin.net/>

▶ <https://www.phpmyadmin.net/>



The screenshot displays the phpMyAdmin interface in a browser window. The address bar shows the URL: `https://demo.phpmyadmin.net/master-config/public/index.php?route=/`. The page title is "Server: phpMyAdmin demo - MariaDB".

The interface includes a top navigation bar with icons for home, back, search, and refresh, and a menu with options: Databáze, SQL, Stav, Uživatelské účty, Export, Import, Nastavení, Binární log, Replikace, and Proměnné.

On the left side, under "Aktuální server:", there is a dropdown menu showing "phpMyAdmin demo - M" and buttons for "Nedávné" and "Oblíbené". Below this is a tree view of databases: Nová, information_schema, menagerie, mysql, opengis, performance_schema, Personagem, phpmyadmin, sakila, and world.

The main content area is divided into sections:

- Demo server phpMyAdmina:** A warning message stating: "Používáte demo server. Můžete zde provádět cokoli, ale prosím nemějte uživatele root, debian-sys-maint a pma. Více informací naleznete na demo.phpmyadmin.net."
- Obecná nastavení:** A dropdown menu for "Porovnávání pro toto připojení k serveru:" is set to "utf8mb4_general_ci". A link "Více nastavení" is visible below.
- Nastavení vzhledu:** A dropdown menu for "Jazyk (Language)" is set to "Čeština - Czech".
- At the bottom, there are buttons for "Vzhled" (set to Bootstrap), "Zobrazit vše", and "Světlý".

http://sqlfiddle.com

The screenshot shows the SQL Fiddle website in a browser. The address bar displays "https://sqlfiddle.com". The page title is "SQL Fiddle". The main content area features a welcome message: "Welcome to SQL Fiddle, an online SQL compiler that lets you write, edit, and execute any SQL query." Below this, it prompts the user to "Choose which SQL language you would like to practice today:" and lists several options: "SQL Server", "SQLite", "PostgreSQL", "MySQL", and "MariaDB". The "MySQL" option is highlighted with a red rectangular box. On the left side, there is a sidebar with a "SQL Fiddle" header, a "Login" button, and a "Daily Tokens Left: 0" indicator. Below these are three tabs: "Chat", "Editor", and "History". The "Chat" tab is selected and highlighted with a red underline. A message in the chat area states: "During Phase 1, only users who are logged in can access the AI chat feature." At the bottom of the main content area, there is a section titled "AI Chat" with the text: "SQL Fiddle is now enhanced by an AI chat powered by ChatGPT. The chat is located in".

http://sqlfiddle.com

Untitled*

```
1 -- INIT database
2 CREATE TABLE Product (
3   ProductID INT AUTO_INCREMENT KEY,
4   Name VARCHAR(100),
5   Description VARCHAR(255)
6 );
7
8 INSERT INTO Product(Name, Description) VALUES ('Entity Framework Extensions', 'Use <a href="https://entityframework-extension
9 INSERT INTO Product(Name, Description) VALUES ('Dapper Plus', 'Use <a href="https://dapper-plus.net/" target="_blank">Dapper
10 INSERT INTO Product(Name, Description) VALUES ('C# Eval Expression', 'Use <a href="https://eval-expression.net/" target="_bla
11
12 -- QUERY database
13 SELECT * FROM Product;
14 SELECT * FROM Product WHERE ProductID = 1;
15
```

http://sqlfiddle.com

Save

Cancel

```
1 -- INIT database
2 CREATE TABLE Product (
3   ProductID INT AUTO_INCREMENT KEY,
4   Name VARCHAR(100),
5   Description VARCHAR(255)
6 );
7
8 INSERT INTO Product(Name, Description) VALUES ('Enti
9 INSERT INTO Product(Name, Description) VALUES ('Dapp
10 INSERT INTO Product(Name, Description) VALUES ('C# E
11
12 -- QUERY database
13 SELECT * FROM Product;
14 SELECT * FROM Product WHERE ProductID = 3;
15
```

Execute

Share



http://sqlfiddle.com

SQL Test Home MySQL Oracle MsSQL Oracle SQL Syntax Examples Oracle SQL Functions Oracle Date Oracle Number [+ Register](#) [Login](#) Select Database

SQL Script [Load Test Example](#) [Clear](#)

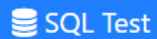

```
1 CREATE TABLE sql_test_a
2 (
3     ID          VARCHAR2(4000 BYTE),
4     FIRST_NAME  VARCHAR2(200 BYTE),
5     LAST_NAME   VARCHAR2(200 BYTE)
6 );
7
8 CREATE TABLE sql_test_b
9 (
10    ID          VARCHAR2(4000 BYTE)
11 );
12
13 INSERT INTO sql_test_a (ID, FIRST_NAME, LAST_NAME) VALUES ('1', 'John', 'Snow');
14
```

SQL Query

```
1 SELECT *
2 FROM sql_test_a a;
```

Oracle 11g
MySQL 5.6
MS SQL Server 2019

https://sqltest.net/



Home

MySQL ▾

Oracle ▾

MsSQL ▾

Oracle SQL Syntax Examples ▾

Oracle SQL Functions ▾

Oracle Date ▾

Oracle Number ▾

MySQL 5.6 ▾

+ Register

Login

SQL Script

Load Test Example

Clear

```
1 CREATE TABLE mysql_test_a (  
2 id INT(6) UNSIGNED AUTO_INCREMENT PRIMARY KEY,  
3 firstname VARCHAR(30) NOT NULL,  
4 lastname VARCHAR(30) NOT NULL,  
5 email VARCHAR(50),  
6 reg_date TIMESTAMP  
7 );  
8  
9 CREATE TABLE mysql_test_b (  
10 id INT(6) UNSIGNED AUTO_INCREMENT PRIMARY KEY,  
11 firstname VARCHAR(30) NOT NULL,  
12 lastname VARCHAR(30) NOT NULL,  
13 email VARCHAR(50),  
14 reg_date TIMESTAMP  
15 );  
16  
17  
18 INSERT INTO `mysql_test_a` (`id`, `firstname`, `lastname`, `email`, `reg_date`) VALUE  
19 INSERT INTO `mysql_test_a` (`id`, `firstname`, `lastname`, `email`, `reg_date`) VALUE  
20 INSERT INTO `mysql_test_a` (`id`, `firstname`, `lastname`, `email`, `reg_date`) VALUE  
21 INSERT INTO `mysql_test_a` (`id`, `firstname`, `lastname`, `email`, `reg_date`) VALUE
```

SQL Query

Clear

```
1 SELECT *  
2 FROM mysql_test_a where id >2;
```



Click on a [Execute SQL](#) button



Like 322



Share

Donate

SUPPORT FREE SERVICE

Help

Execute SQL

FREE online SQL query test tool.

https://sqltest.net/

► Výsledek

Result

id	firstname	lastname	email	reg_date
1	John	Doe	john.doe@sqltest.net	2024-02-21 13:22:07

Testování

- ▶ https://www.w3schools.com/sql/trysql.asp?filename=trysql_op_in

SQL Statement: [Get your own SQL server](#)

```
SELECT * FROM Customers
WHERE City IN ('Paris','London');
```

Edit the SQL Statement, and click "Run SQL" to see the result.

[Run SQL »](#)

Result:

Number of Records: 8

CustomerID	CustomerName	ContactName	Address	City	PostalCode	Country
4	Around the Horn	Thomas Hardy	120 Hanover Sq	London	WA1 1DP	UK

Your Database:

Tablenames	Records
Customers	91
Categories	8
Employees	10
OrderDetails	518
Orders	196
Products	77
Shippers	3
Suppliers	29

SQL Statement:

[Get your own SQL server](#)

```
SELECT * FROM Customers  
WHERE City IN ('Paris','London');
```

Edit the SQL Statement, and click "Run SQL" to see the result.

[Run SQL »](#)

Result:

Click '**Run SQL**' to execute the SQL statement above.

Your Database:

TableNames Records

Customers	91
Categories	8
Employees	10
OrderDetails	518
Orders	196
Products	77
Shippers	3
Suppliers	29

Atd.



Děkuji

Pavel Lasák

Excel + VBA

+420 777 288 242

Pavel.Lasak@gmail.com

www.JakNaExcel.cz