

# Guidance Store System

## Vybrané kapitoly z logistiky MS Dynamics NAV

Skorkovský



**Tato modifikace prezentace je  
určena studentům PIS2 na ESF MU**

# Standard Item Card (could be product or material)

**Sales & Marketing**

- Sales
- Order Processing
- Marketing
- Inventory & Pricing
  - Items**
  - Nonstock Items
  - Sales Price Worksheet
  - Adjust Item Costs/Prices
- Reports

General Invoicing Replenishment Planning Foreign Trade Item Tracking E - Commerce Warehouse

No. . . . . PR005372 Search Description . . . . C1.2X1210MCTY

Description . . . . . C1.2X1210MCTY Inventory . . . . . 0

Base Unit of Measure . . . . TN Qty. on Purch. Order . . . . 0

Bill of Materials . . . . . Qty. on Prod. Order . . . . 0

Shelf No. . . . . F4 Qty. on Component Lines . . . . 0

Automatic Ext. Texts . . . . Qty. on Sales Order . . . . 0

Created From Nonstock ... Qty. on Service Order . . . . 0

Item Category Code. . . . PRODUCTS Service Item Group . . . .

Product Group Code. . . . STEEL Blocked . . . . .

Last Date Modified . . . . 16.09.08

Item Sales Purchases Functions Nápověda

Vendor No.	Vendor Item No.	Lead Tim...
10000	20000_PC_ARCELOR	2T
20000	20000_PC_Steel King	1M
50000	20000_PC_Mill Master	2M

Item PR005372 - Purchase Prices

General

Vendor No. Filter . . . . . Item No. Filter . . . . . PR005372

Starting Date Filter . . . . .

Vendor No.	Item No.	Unit of Me...	Minimum Qua...	Direct Unit Cost	Starting D...	Ending Date
10000	PR005372	TN	0,00	620,00	01.01.08	31.12.08
20000	PR005372...	TN	0,00	541,00	01.01.08	31.12.08
50000	PR005372...	TN	0,00	618,00	01.01.08	31.12.08

# Purchased Products and Item Ledger Entries (položky zboží)

General Invoicing Replenishment Planning Foreign Trade Item Tracking E - Commerce Warehouse

No. . . . . PR005372 Search Description . . . . C1.2X1210MCTY

Description . . . . . C1.2X1210MCTY Inventory. . . . . 80

Base Unit of Measure . . . . TN Qty. on Purch. Order . . . . 0

Bill of Materials . . . . . Qty. on Prod. Order . . . . 0

Shelf No. . . . . F4 Qty. on Component Lines . . . . 0

Automatic Ext. Texts . . . . Qty. on Sales Order . . . . 0

Created From Nonstock . . . . Qty. on Service Order . . . . 0

Item Category Code. . . . PRODUCTS Service Item Group . . . .

Product Group Code. . . . STEEL Blocked . . . . .

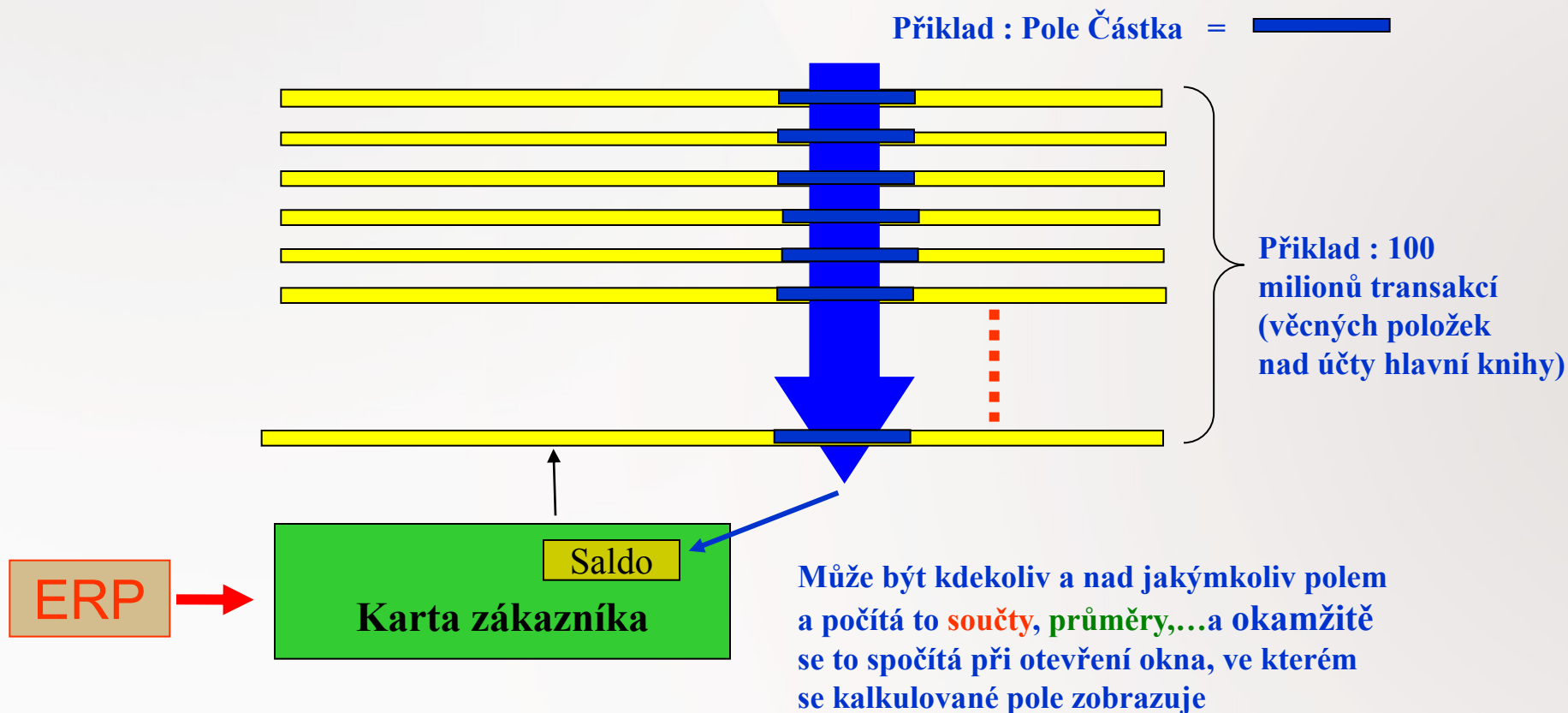
Last Date Modified . . . . 16.09.08

Item Sales Purchases Functions Nápověda

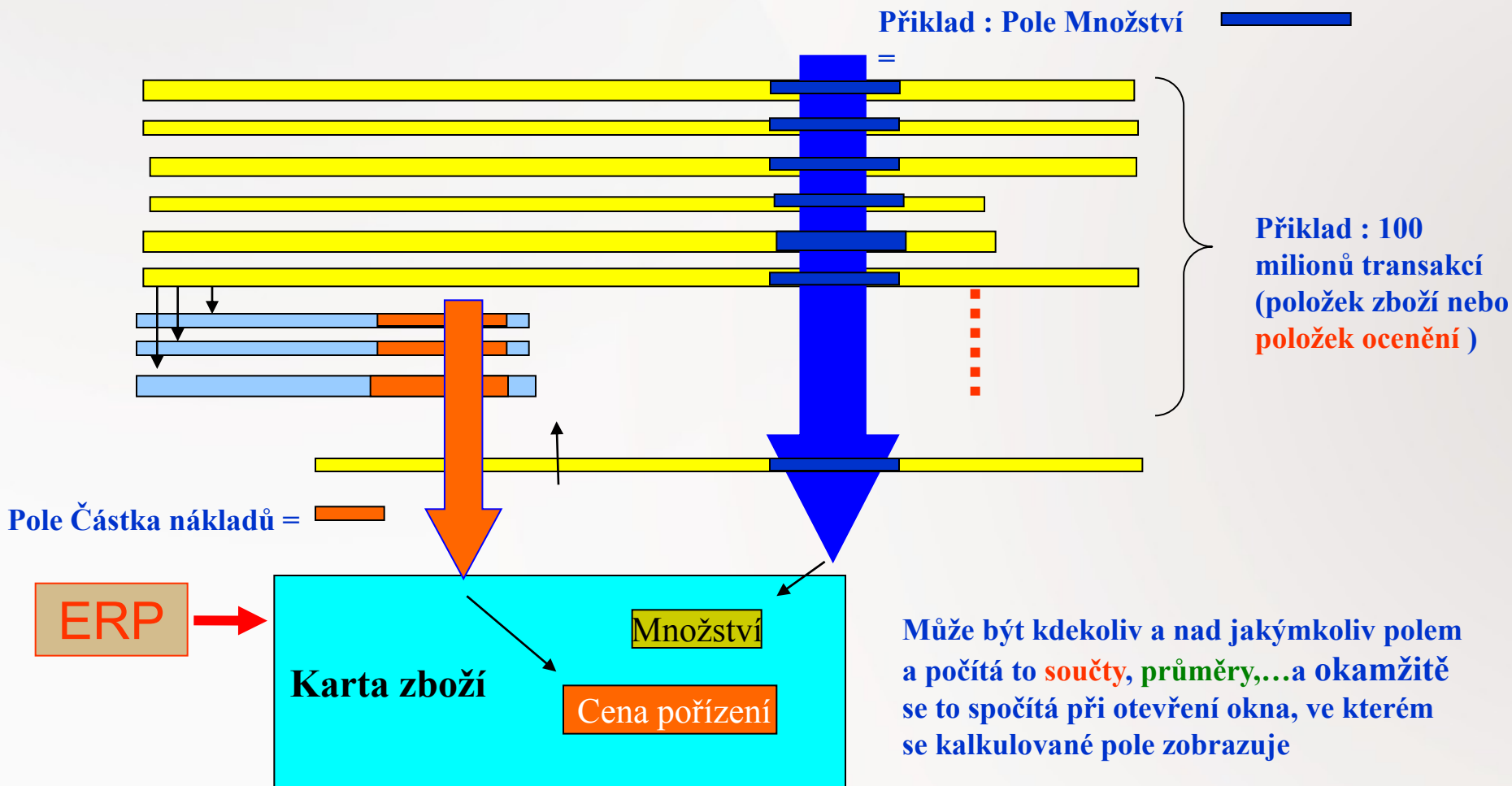
Quantity on hand  
(stav na skladě- kalkulované pole)

Posting Date	E...	D...	Document...	Item No.	Description	Lot No.	Location C...	Quantity	I
19.06.08	P...	P...	107032	PR005372...		AAAAAA	BLUE	24	
19.06.08	P...	P...	107032	PR005372...		AAAAAB	BLUE	26	
19.06.08	P...	P...	107032	PR005372...		AAAAAC	BLUE	15	
19.06.08	P...	P...	107032	PR005372...		AAAAAD	BLUE	15	

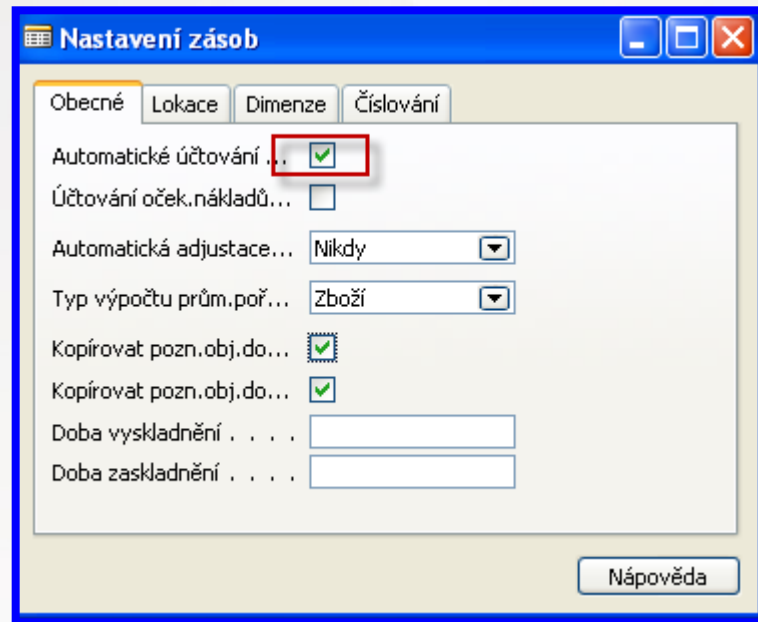
## Kalkulované pole a položky (transakce - pohyby nad kartami)



## Kalkulované pole a položky (transakce - pohyby nad kartami)

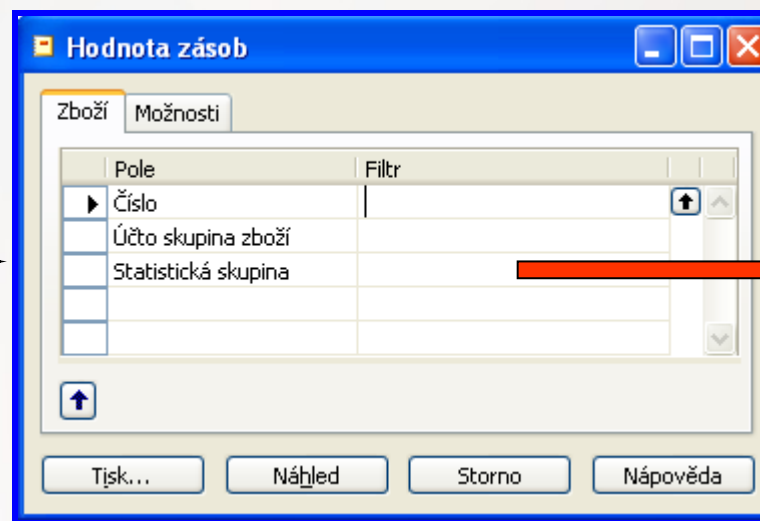
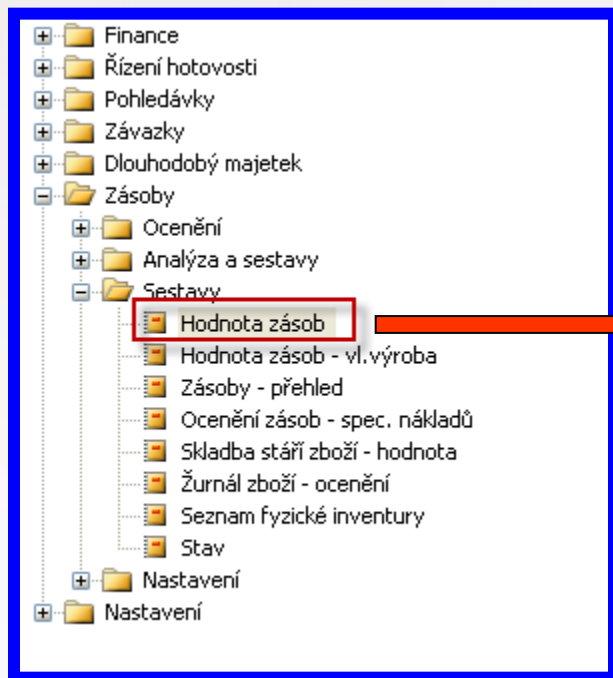


## Nastavení skladu



Po registraci (zaúčtování) skladového pohybu se automaticky hodnota zásob zapíše do hlavní knihy  
(změní se hodnota na relevantních účtech)

## Zpráva hodnota zásob a její vytvoření



# Standard Item Card (e.g.Consumables)- Inventory Valuation

Item No.	Description	Bill of M	Base Unit o	As of 31.12.07		Increases (LCY)		Decreases (LCY)		As of 19.06.08		Cost Posted to GL
				Quantity	Value	Quantity	Value	Quantity	Value	Quantity	Value	
<b>Inventory Posting Group: FINISHED</b>												
1100	Front Wheel	Ne	PCS	200	25 934,20					200	25 934,20	25 934,20
1110	Rim	Ne	PCS	400	420,00					400	420,00	420,00
1150	Front Hub	Ne	PCS	200	2 488,20					200	2 488,20	2 488,20
1200	Back Wheel	Ne	PCS	200	25 936,30					200	25 936,30	25 936,30
1250	Back Hub	Ne	PCS	200	2 490,30					200	2 490,30	2 490,30
1300	Chain Assy	Ne	PCS	200	2 631,30					200	2 631,30	2 631,30
1310	Chain	Ne	PCS	100	199,00					100	199,00	199,00
1700	Brake	Ne	PCS	200	1 953,00					200	1 953,00	1 953,00
1710	Hand rear wheel Brake	Ne	PCS	200	900,00					200	900,00	900,00
9000	Metal Sheet	Ne	PCS	0	0,00	3 000	1 051 782,00	3 000	1 051 782,00	0	0,00	1 051 782,00
9900	Metal Sheet	Ne	PCS	0	0,00	12				12	0,00	0,00
100000	Guaran	Ne	GR	0	0,00	100	100 000,00			100	100 000,00	0,00
1924-W	CHAMONIX Base Storage Unit	Ano	PCS	6	465,12	20	1 632,00			26	2 097,12	465,12
1928-W	ST.MORITZ Storage Unit/Drawers	Ano	PCS	8	1 459,20	61	11 712,00	1	182,40	68	12 988,80	1 468,80
1952-W	OSLO Storage Unit/Shelf	Ano	PCS	4	355,68	13	1 216,80	1	93,60	16	1 478,88	355,68
1964-W	INNSBRUCK Storage Unit/G.Door	Ano	PCS	11	1 789,04	57	9 758,40	12	1 994,48	56	9 552,96	1 848,96
1968-W	GRENOBLE Whiteboard, red	Ano	PCS	20	13 463,40	-40	-28 344,00	2	1 346,34	-22	-16 226,94	13 534,26
1972-W	SAPPORO Whiteboard, black	Ano	PCS	11	7 404,87					11	7 404,87	7 404,87
1976-W	INNSBRUCK Storage Unit/W.Door	Ano	PCS	9	1 287,63			5	730,41	4	557,22	1 310,22
1984-W	SARAJEVO Whiteboard, blue	Ano	PCS	10	6 731,70			10	7 086,00	0	-354,30	6 731,70
1988-W	CALGARY Whiteboard, yellow	Ano	PCS	27	18 175,59			1	673,17	26	17 502,42	18 211,02
1992-W	ALBERTVILLE Whiteboard, green	Ano	PCS	11	7 404,87			1	708,60	10	6 696,27	7 404,87
766BC-A	CONTOSO Conference System	Ano	PCS	2	6 686,10			2	6 686,10	0	0,00	7 038,00
766BC-B	CONTOSO Office System	Ano	PCS	5	5 917,55					5	5 917,55	5 917,55
766BC-C	CONTOSO Storage System	Ano	PCS	3	1 749,90			1	614,00	2	1 135,90	1 749,90
<b>Inventory Posting Group Total: FINISHED</b>				<b>135 842,95</b>		<b>1 147 757,20</b>		<b>1 071 897,10</b>		<b>211 703,05</b>		<b>1 188 175,25</b>

**Inventory Posting Group: RAW MAT**



## Základní rovnice

Hodnota skladu = **Počáteční saldo hodnoty skladu** + Hodnota všech přírůstků - Hodnota všech úbytků

**Komplikace** : pohyby ve skladech jsou v čase, množstvích a hodnotách různé

- a) MS Dynamics NAV vytvoří položky a položky ocenění reprezentující skladové transakce (množství a spojené náklady)
- b) MS Dynamics NAV zaúčtuje hodnotu na relevantní účty hlavní knihy  
a tyto zápisy jsou vidět nejen na věcných položkách, ale i na modifikovaných položkách zboží a položkách ocenění . Této akci se říká vyrovnání í s hlavní knihou (**reconciliation with G/L**)

# Hodnota skladu

## Určení hodnoty skladu

V programu Navision se nákupní cena a cena nákladů na zboží dostává do systému (položek zboží a věcných položek) ve dvou fázích :

- a) Kdykoliv se vytvoří položka zboží (nákup, příjem, prodej, výdej) a tyto položky se dostanou do položek zboží a do položek ocenění (**přímé a nepřímé náklady, přecenění (revaluation), zaokrouhlení a odchylka**)
- b) Následně se musí přenést údaje z položek zboží do hlavní knihy (věcných položek)

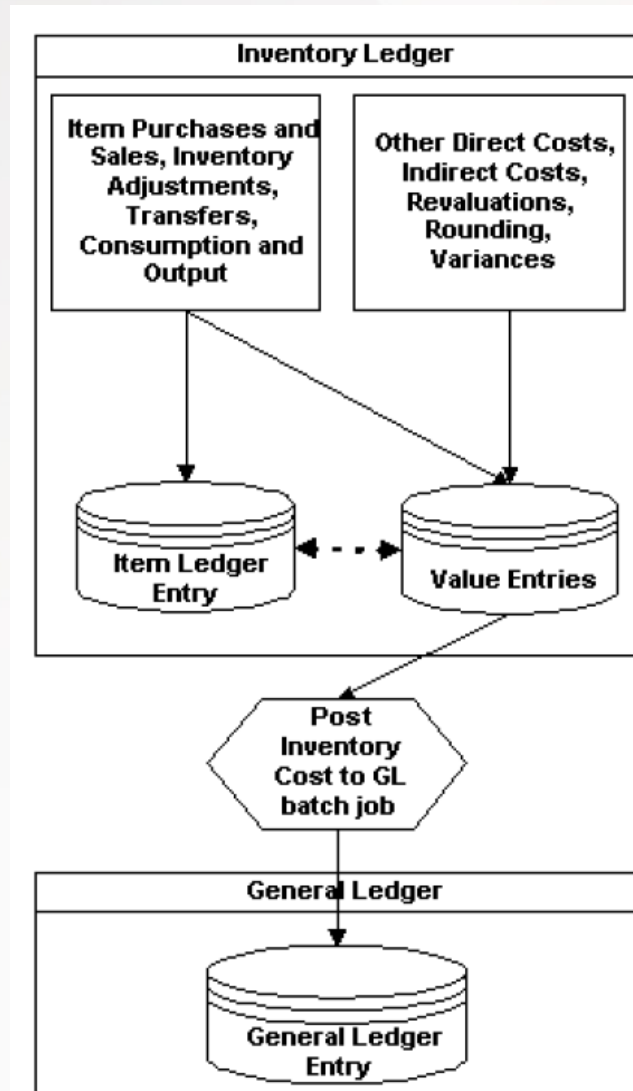
### ***Bod b) je řešen dvěma způsoby :***

1. *Dávkovými úlohami Adjustace nákladů-položky zboží a Účtování nákladů na zboží (viz periodické aktivity v oblasti Zásob.*
2. *Zaškrtnutím políčka Automatické účtování nákladů a Účtování očekávaných nákladů v nastavení Zásob - záložka Obecné*

***Prakticky se se to dá popsat následující rovnicí :***

***Hodnota skladu = Počáteční hodnota skladu + Hodnota všech přírůstků –  
Hodnota všech úbytků***

# Účtování o hodnotě skladu ve dvou fázích



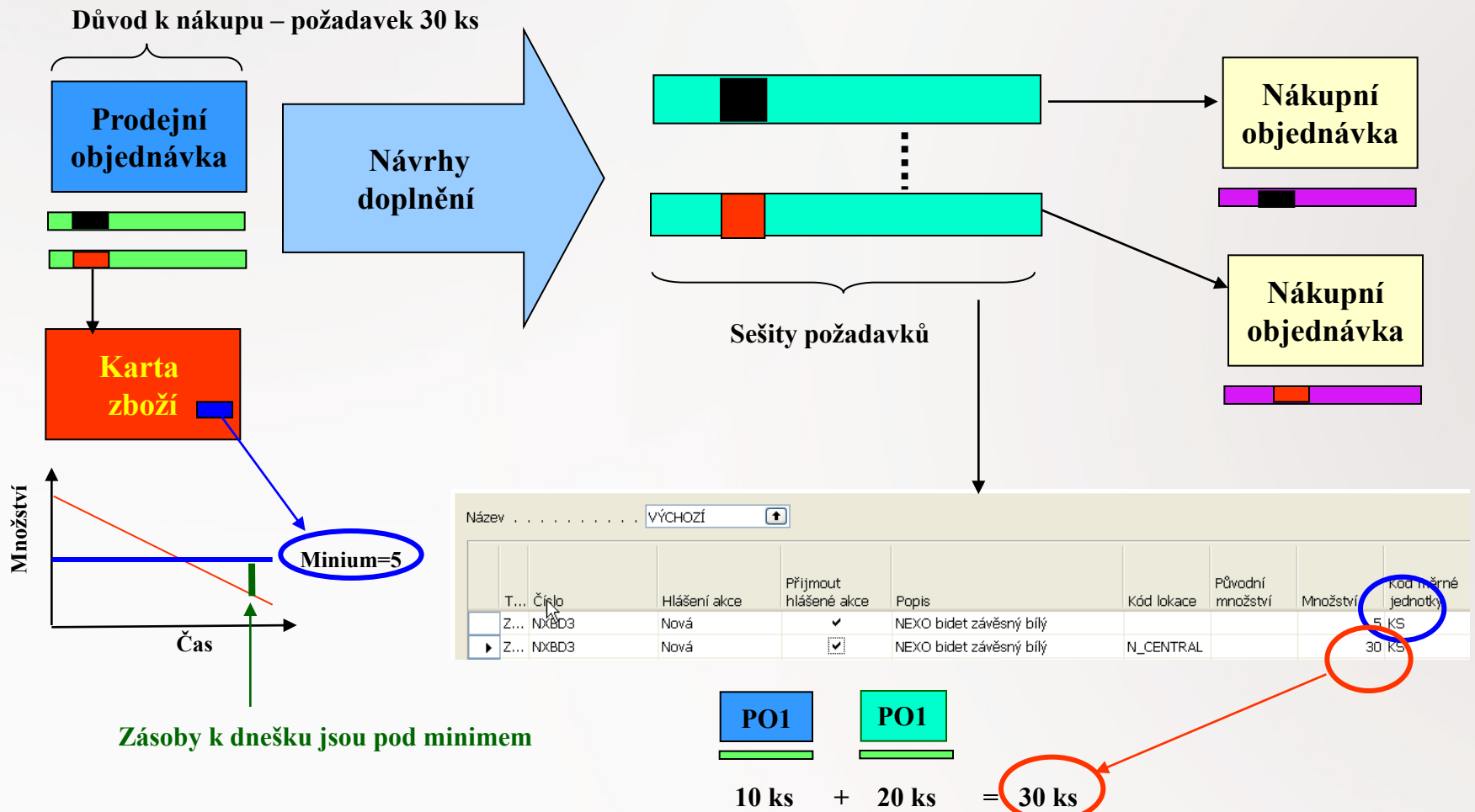
První fáze  
(registrace množství)  
*Úprava položek ocenění, které ještě nebyly adjustovány- výsledek dávky neovlivňuje hlavní knihu.*

Druhá fáze  
(registrace hodnoty)

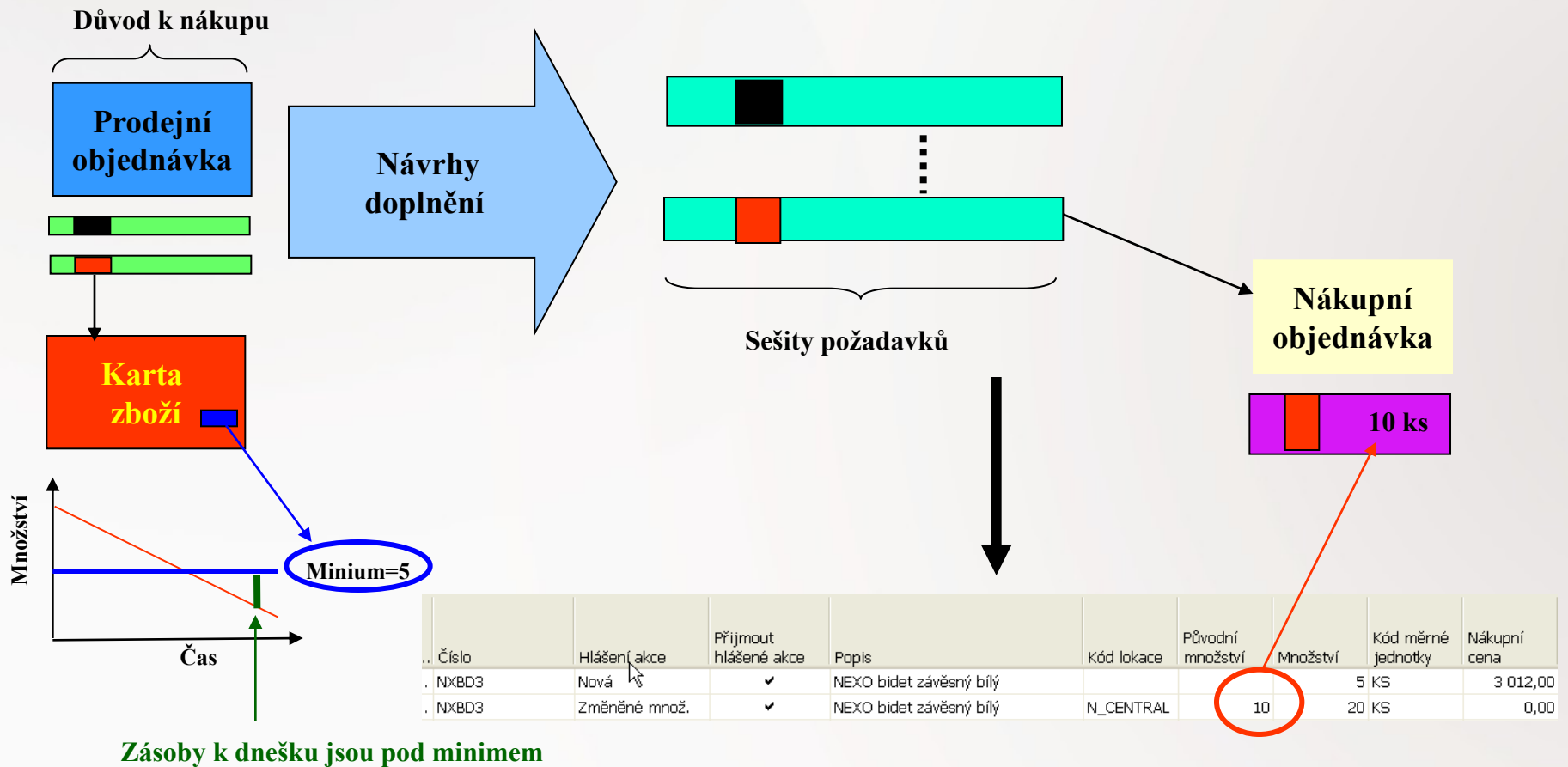
## Předkontace logistických operací - příklady

Nákup	131100   321100	
	343122	
Adjustace	132100   131100	Nákup, Příjem
Prodej	504 700   132100	Prodej (spotřeba)
	501 800   132100	Výdej (adjustace)
Transfer	132200   132100	
	132100   132200	

# Nákupní proces






# • Nákupní proces



# Dostupnost skladové položky v čase

Možnosti

Filtr lokace . . . . . N\_CENTRAL       Filtr varianty . . . . . " 

	Začátek období	Název období	Hrubý požadavek	Naplánovaný příjem	Plánovaný příjem objednávky	Předpoklá... dost.množ.	Plánovaná vydání objednávky
	27.12.06	středa	0	0	0	0	20
	28.12.06	čtvrtek	0	0	0	0	20
	29.12.06	pátek	0	0	0	0	20
	30.12.06	sobota	0	0	0	0	20
	31.12.06	neděle	0	0	0	0	20
	01.01.07	pondělí	0	0	0	0	20
▶	02.01.07	úterý	30	10 	20	0	20
	03.01.07	středa	30	10	20	0	20
	04.01.07	čtvrtek	30	10	20	0	20

- Nákupní proces

Obecné	Fakturace	Příjemky	Zahraniční obchod	Elektronické obchodování	Záloha	Platby
Číslo . . . . .	NAK_2006_053	Zúčtovací datum . . . . .	02.01.07			
Nákup od dodavatele . . . .	D00060	Datum objednávky . . . . .	02.01.07			
Číslo kontaktu dodavatele . .	KT000173	Datum dokladu . . . . .	02.01.07			
Název dodavatele . . . . .	Sanitana	Číslo obj.dodavatele . . . .				
Adresa dodavatele . . . . .	Boženy Němcové 1000	Číslo dodávky dodavatele . .				
Adresa dodavatele 2 . . . . .		Číslo faktury dodavatele . .				
Dodavatel-PSČ/město . . . . .	CZ-460 01 Liberec	Kód adresy objednávky . . . .				
Kontakt dodavatele . . . . .		Kód nákupčího . . . . .				
Počet archivovaných verzí . .	0	Centrum odpovědnosti . . . .	N_CENTRALA			
		Stav . . . . .	Otevřeno			

**Nákupní  
hlavička**

Typ	Číslo	Popis	Kód lokace	Rezervova... množství	Množství	Kód měrné jednotky	Nákupní cena bez ...
Zboží		NEXO bidet závěsný bílý	N_CENTRAL		10		3 012,00


**Nákupní  
řádky**



## Nákupní proces

**Nákupní  
objednávka**

**10 ks**



# Nákupní proces- po provedeném zaúčtování nákupní objednávky

**Karta zboží**

**Položky zboží**

Číslo zboží	Zúčtovací datum	Kód skupiny zboží	Typ položky	Číslo dokladu	Číslo původu	Kód lokace	Fakturované množství	Množství	Zůstatek (množství)	Částka prodeje	Částka nákladů
NXB03	02.01.07	NEUMAN	Nákup	107185	D00060	N_CENTRAL	10	10	10	0,00	120,00

**Hlavní kniha**

**Věcné položky**

Zúčtovací datum	Typ dokladu	Číslo dokladu	Číslo účtu	Popis	MD částka	Dal částka	Středisko Kód
02.01.07	Faktura	108172	131100	Objednávka NAK_2006_053	30 120,00		
02.01.07	Faktura	108172	343119	Objednávka NAK_2006_053	5 723,00		
02.01.07	Faktura	108172	321100	Objednávka NAK_2006_053		35 843,00	

# Dostupnost skladové položky v čase po provedeném částečném nákupu 10 ks

Možnosti

Filtr lokace . . . . .

Filtr varianty . . . . .

	Začátek období	Název období	Hrubý požadavek	Naplánovaný příjem	Plánovaný příjem objednávky	Předpoklá... dost.množ.	Plánovaná vydání objednávky
	24.12.06	neděle	0	0	0	10	5
	25.12.06	pondělí	0	0	0	10	25
	26.12.06	úterý	0	0	0	10	25
	27.12.06	středa	0	0	0	10	25
	28.12.06	čtvrtek	0	0	0	10	25
	29.12.06	pátek	0	0	0	10	25
	30.12.06	sobota	0	0	0	10	25
	31.12.06	neděle	0	0	0	10	25
▶	01.01.07	pondělí	0	0	0	10 <input type="button" value="↓"/>	25
	02.01.07	úterý	30	0	20	0	25
	03.01.07	středa	30	0	20	0	25

# Creation of the new Item Card

The screenshot shows the SAP Item Card creation interface. The 'General' tab is selected. The 'No.' field contains 'WK\_CONSUM\_...' and the 'Description' field contains 'Strap'. The 'Base Unit of Measure' is set to 'KG'. The 'Search Description' is 'STRAP'. The 'Inventory' field is set to '0'. The 'Qty. on Purch. Order', 'Qty. on Prod. Order', 'Qty. on Component Lines', 'Qty. on Sales Order', and 'Qty. on Service Order' fields are all set to '0'. The 'Service Item Group' field is empty. The 'Item Category Code' is 'CONSUM' and the 'Product Group Code' is empty. The 'Last Date Modified' is '17.09.08'. The 'General' tab and the 'Base Unit of Measure' field are highlighted with red boxes.

- a) vyberte si kartu již vytvořenou
- b) Úpravy->Vybrat ->Ctrl-C (uložení do paměti)
- c) F3->Ctrl- V a následně přepsat číslo na zcela nové číslo
- d) dodat Základní měrnou jednotku a upravit na nulou všechny ceny na záložce Fakturace

# Creation of the new Item Card

General	Invoicing	Replenishment	Planning	Foreign Trade	Item Tracking	E - Commerce	Warehouse
Costing Method . . . . .	FIFO						
Cost is Adjusted . . . . .	<input checked="" type="checkbox"/>						
Cost is Posted to G/L . . . . .	<input checked="" type="checkbox"/>						
Standard Cost . . . . .	0,00						
Unit Cost . . . . .	0,00						
Overhead Rate . . . . .	0,00						
Indirect Cost % . . . . .	0						
Last Direct Cost. . . . .	0,00						
Price/Profit Calculation . . . . .	Profit=Price-Cost						
Profit % . . . . .	0						
Unit Price. . . . .	0,00						
Gen. Prod. Posting Group . . . . .	RETAIL						
VAT Prod. Posting Group . . . . .	VAT25						
Inventory Posting Group . . . . .	RAW MAT						
Net Invoiced Qty. . . . .	0						
Allow Invoice Disc. . . . .	<input checked="" type="checkbox"/>						
Item Disc. Group . . . . .							
Sales Unit of Measure. . . . .	KG						

# Creation of the new Item Card

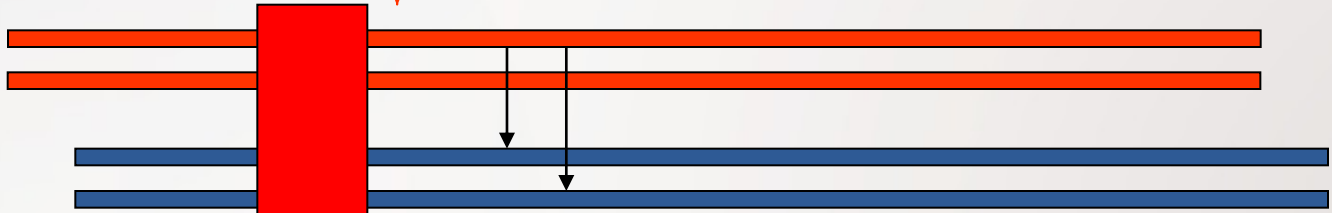
General	Invoicing	Replenishment	Planning	Foreign Trade	Item Tracking	E - Commerce	Warehouse
Replenishment System . . .		Purchase		Production			
Purchase		Manufacturing Policy . . .		Make-to-Stock			
Vendor No. . . . .	60000		Routing No. . . . .	↑			
Vendor Item No. . . . .			Production BOM No. . . . .	↑			
Purch. Unit of Measure . . .	ROLL		Rounding Precision . . . . .	1			
Lead Time Calculation. . .	1T		Flushing Method . . . . .	Manual			
			Scrap % . . . . .	0			
			Lot Size . . . . .	0			

General	Invoicing	Replenishment	Planning	Foreign Trade	Item Tracking	E - Commerce	Warehouse
Reordering Policy . . . . .		Lot-for-Lot		Reorder Cycle . . . . .			
Include Inventory . . . . .		✓		Safety Lead Time . . . . .			
Reserve . . . . .		Optional		Safety Stock Quantity . . .			
Order Tracking Policy . . .		None		Reorder Point . . . . .			
Stockkeeping Unit Exists. . .		<input type="checkbox"/>		Reorder Quantity . . . . .			
Critical . . . . .		<input type="checkbox"/>		Maximum Inventory . . . . .			
				Minimum Order Quantity . .			
				Maximum Order Quantity . .			
				Order Multiple . . . . .			

# Item Card and Entries (Item Ledger and Value Entries) – položky zboží a položky ocenění

Posting Date	Document Type	Entry Type	Document No.	Item No.	Description	Lot No.	Location Code	Quantity	Invoiced Quantity	Remaining Quantity	Sales Amount (Actual)	Cost Amount (Actual)	Cost Amount (Non-Invtbl.)	Open
19.06.08	Purchas...	Purchase	107032	PR005372...		AAAAAA	BLUE	24	24	24	0,00	14 832,00	0,00	✓

Item Card

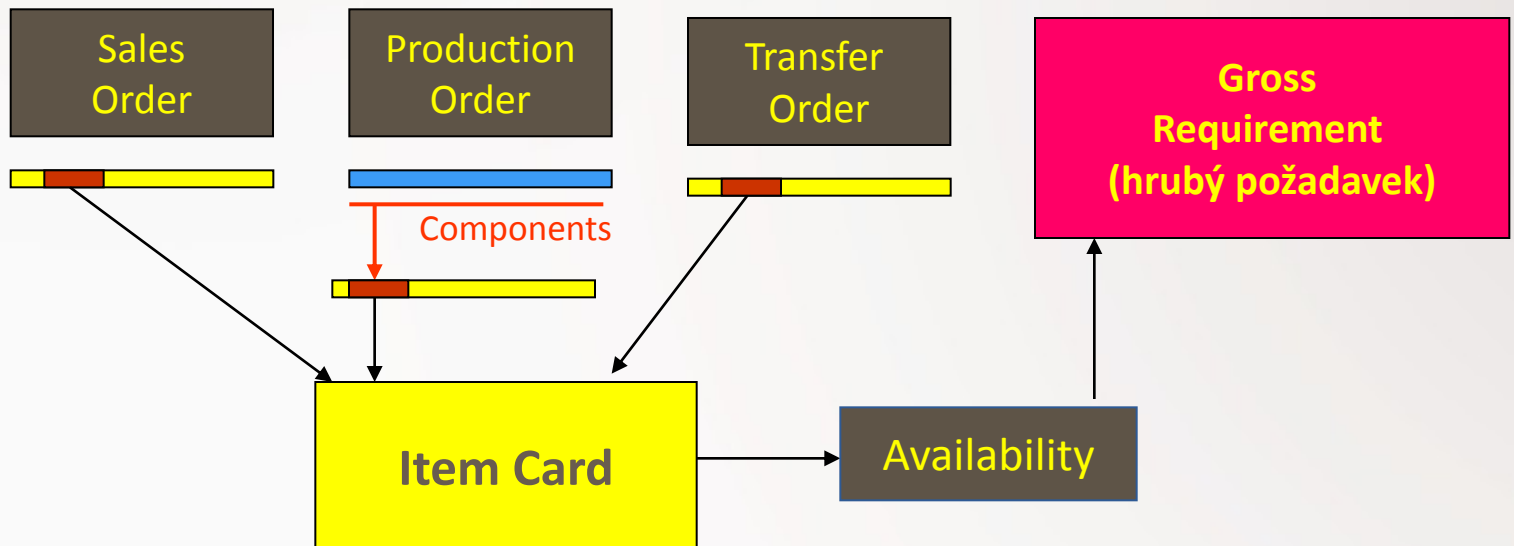


Posting Date	Item Ledger Entry Type	Entry Type	Document Type	Document No.	Item Charge No.	Description	Sales Amount (Actual)	Cost Amount (Expected)	Cost Amount (Actual)	Cost Amount (Non-Invtbl.)
19.06.08	Purchase	Direct Cost	Purchase ...	108031			0,00	0,00	14 832,00	0,00
19.06.08	Purchase	Direct Cost	Purchase ...	108032	P-FREIGHT	Mik charge (Purch.)	0,00	0,00	120,00	0,00



## Stock Availability

- Reasons for reordering (replenishment)
  - Sales Order (CR)
  - Production Order
  - Transfer Order
  - Both of above





# Stock (Item) Availability by Period

## Sales Order Header

T...	No.	Description	Location C...	Quantity	Reserved ...	Unit of Me...	Unit Price ...	Line Amount E...	Lin
▶ I...	WK_CONS...	Strap	BLUE	400		↓			
<b>Sales Line</b>									

**Item Information**

- Item Card
- Availability (-400)
- Substitutions (0)
- Sales Prices (0)
- Sales Line Dis... (0)



**Options**

Location Filter . . . . . BLUE

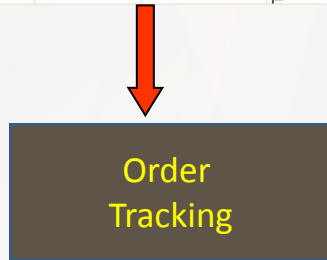
Variant Filter . . . . . "

	Začátek období	Název období	Gross Requirem...	Scheduled Receipt	Planned Order Receipt	Projected Available Balance	Planned Order Releases
▶	16.06.08	pondělí	0	0	0	0	0
	17.06.08	úterý	0	0	0	0	0
	18.06.08	středa	0	0	0	0	0
	19.06.08	čtvrtek	400	0	0	-400	0
	20.06.08	pátek	0	0	0	-400	0
	21.06.08	sobota	0	0	0	-400	0
	22.06.08	neděle	0	0	0	-400	0

# Suggested replenishment using standard Requisition Work Sheet (Sešit požadavků)

Name . . . . .

Replenishment System	Type	No.	Action Message	Accept Action Me...	Description	Location Code	Original Quantity	Quantity	Unit of Measure ...	Direct Unit Cost	Due Date	Vendor No.
Purchase	Item	WK_CONSUM...	New	✓	Strap	BLUE		400	ROLL	100,00	19.06.08	60000



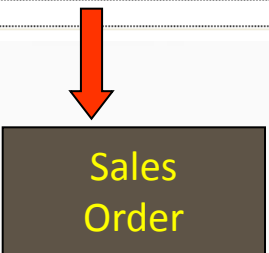
General

Item No. . . . .       Quantity . . . . .

Starting Date . . . . .       Untracked Quantity . . . . .

Ending Date . . . . .

Name	Supplied by	Starting D...	Ending Date	Quantity	Item No.
Sales Order 1006	↑ CURRENT LINE	19.06.08	19.06.08	400	WK_CONS...



# Stock (Item) Availability by Period

Options

Location Filter . . . . . BLUE

Variant Filter . . . . . "

Requisition Worksheet Line  
(Purchase)

Začátek období	Název období	Sales Line (Gross Requirement)		Planned Order Receipt	Projected Available Balance	Planned Order Releases
		Gross Requirement...	Scheduled Receipt			
09.06.08	24	0	0	0	0	400
16.06.08	25	400	0	0	-400	400
23.06.08	26	400	0	0	-400	400
30.06.08	27	400	0	0	-400	400

# Stock (Item) Availability by Period (after partial Purchase Order is issued)

Options

Location Filter . . . . . BLUE

Variant Filter . . . . . "

Začátek období	Název období	Gross Requirem...	Scheduled Receipt	Planned Order Receipt	Projected Available Balance	Planned Order Releases
30.06.08	27	400	240	0	-160	0
07.07.08	28	400	240	0	-160	0
14.07.08	29	400	240	0	-160	0

and after RQWSHT started again



Options

Location Filter . . . . . BLUE

Variant Filter . . . . . "

Začátek období	Název období	Gross Requirem...	Scheduled Receipt	Planned Order Receipt	Projected Available Balance	Planned Order Releases
19.05.08	21	0	0	0	0	0
26.05.08	22	0	0	0	0	0
02.06.08	23	0	0	0	0	0
▶ 09.06.08	24	0	0	0	0	160
16.06.08	25	400	240	160	0	160
23.06.08	26	400	240	160	0	160

## Stock (Item) Availability by Period (after another partial Purchase Order has been booked)

Options							
Location Filter . . . . .		BLUE 		Variant Filter . . . . .		" 	
	Začátek období	Název období	Gross Requirem...	Scheduled Receipt	Planned Order Receipt	Projected Available Balance	Planned Order Releases
	23.06.08	pondělí	400	240	160	80	160
	24.06.08	úterý	400	240	160	80	160
	25.06.08	středa	400	240	160	80	160
	26.06.08	čtvrtek	400	240	160	80	160
	27.06.08	pátek	400	240	160	80	160
	28.06.08	sobota	400	240	160	80	160
	29.06.08	neděle	400	240	160	80	160
	30.06.08	pondělí	400	320	160	160	160
	01.07.08	úterý	400	320	160	160	160

What we have at our disposal at the given point of time. This goes beyond the quantity on hand and includes such a factors as allocations, meaning quantities, that have been already put aside or reserved for specific purposes

# Stock (Item) by Location (after another partial Purchase Order has been booked)

Options							
Show Items in Transit. . . <input type="checkbox"/>							
Show Column Name . . . <input type="checkbox"/>							
No.	Description	BLUE	GREEN	RED	SILVER	WHITE	
▶ WK_CONS...	Strap	80	0	80	0	0	▲
1896-S	ATHENS Desk	0	49	20	0	0	
1900-S	PARIS Guest Chair, black	52	41	46	0	0	
1906-S	ATHENS Mobile Pedestal	70	88	56	0	0	
1908-S	LONDON Swivel Chair, blue	234	57	14	0	0	
1920-S	ANTWERP Conference Table	38	65	3	0	0	
1924-W	CHAMONIX Base Storage Unit	1	8	2	0	0	
1928-S	AMSTERDAM Lamp	149	-19	55	0	0	
1928-W	ST.MORITZ Storage Unit/Drawers	4	23	-1	0	0	
1936-S	BERLIN Guest Chair, yellow	36	46	50	0	0	
1952-W	OSLO Storage Unit/Shelf	9	-1	7	0	0	
1960-S	ROME Guest Chair, green	153	0	24	0	0	
1964-S	TOKYO Guest Chair, blue	59	60	29	0	0	

# Stock (Item) Availability by Location

WK\_CONSUM\_001 Strap - Item Availability by Location

Options

Date Filter . . . . . 01.06.08..30.06.08      Variant Filter . . . . .

Code	Name	Gross Requirement	Scheduled Receipt	Planned Receipt	Projected Available Balance	Inventory	Qty. on Purch. Order	Qty. on Sales Order	Expected Inventory	Planned Order Releases
▶ BLUE	Blue Warehouse	400	0	0	-320	80	0	400	-320	320
GREEN	Green Warehouse	0	0	0	0	0	0	0	0	0
RED	Red Warehouse	111	0	0	-31	80	0	111	-31	31
SILVER	Silver Warehouse	0	0	0	0	0	0	0	0	0
WHITE	White Warehouse	0	0	0	0	0	0	0	0	0
YELLOW	Yellow Warehouse	0	0	0	0	0	0	0	0	0

1 7 31 3 12

Item  Help

# Stock Reservation (from Sales Order Line)

Sales Order



Reservation form before action is taken

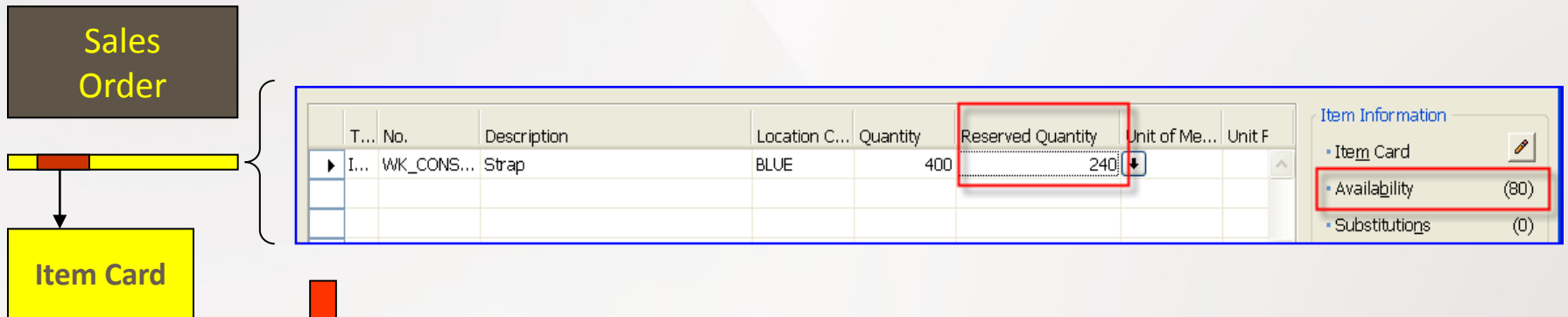
General		Filters			
Item No. . . . .	WK_CONSUM_001	Quantity to Reserve. . . .	400		
Shipment Date . . . . .	19.06.08	Reserved Quantity . . . .	0		
Description . . . . .		Unreserved Quantity . . . .	400		
Summary Type		Total Qua...	Total Res...	Qty. Alloc...	Total Avai...
▶ Item Ledger Entry		80			80
Purchase Line, Order		240			240

Reservation form after partial action was taken

General		Filters				
Item No. . . . .	WK_CONSUM_001	Quantity to Reserve. . . .	400			
Shipment Date . . . . .	19.06.08	Reserved Quantity . . . .	240			
Description . . . . .		Unreserved Quantity . . . .	160			
Summary Type		Total Qua...	Total Res...	Qty. Alloc...	Total Avai...	Current R...
Item Ledger Entry		80			80	
▶ Purchase Line, Order		240	240			240



# Stock Reservation (from Sales Order Line)

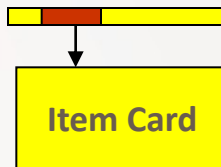


Reservation entries

**Sales Line - Reservation Entries**

Reservation Status	Item No.	Location Code	Quantity (Base)	Reserved For	Reserved From
Reservation	WK_CONSUM...	BLUE	-240	Sales Order 1006	Purchase Order 106031

**Purchase Order 106031**



# Stock Reordering Policy

- Once the program has detected the need for replenishment, it uses reordering policy to calculate the lot size per planning period, which you define in Reorder Cycle Field. Depending of chosen value in Reordering policy field your replenishment rules for calculation is driven by **Order Modifiers** and other fields on right hand side of the form (**Safety Stock, Maximum, Reorder Point,..**)

**WK\_CONSUM\_001 Strap - Item Card**

General Invoicing Replenishment **Planning** Foreign Trade Item Tracking E - Commerce Warehouse

Reordering Policy . . . . . Fixed Reorder Qty

Include Inventory . . . . .

Reserve . . . . . Optional

Order Tracking Policy . . . . . None

Stockkeeping Unit Exists. . . . .

Critical . . . . .

Reorder Cycle . . . . . 1T

Safety Lead Time . . . . .

Safety Stock Quantity . . . . . 100

Reorder Point . . . . . 0

Reorder Quantity . . . . . 0

Maximum Inventory . . . . . 0

Minimum Order Quantity . . . . . 0

Maximum Order Quantity . . . . . 0

Order Multiple . . . . . 0

**Fixed Reorder Quantity**  
**Order**  
**Maximum Quantity**  
**Lot-for-Lot**

**Order modifiers**

Item Sales Purchases Functions Nápověda

# Stock Reordering Policy – Fixed Reorder Quantity

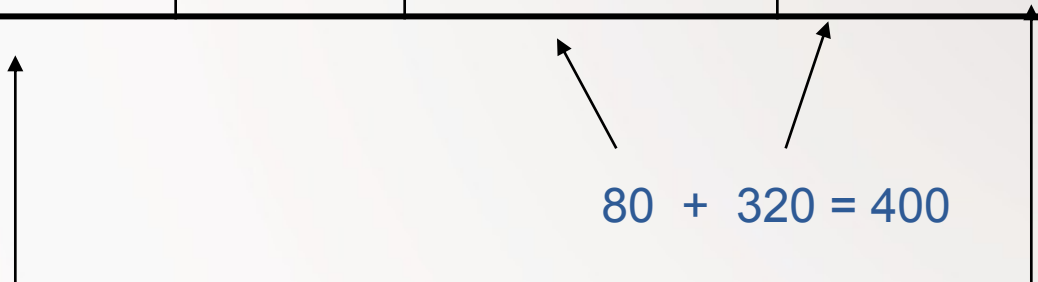
- The program uses the quantity specified in Reorder Quantity filed as the standard lot size. Notwithstanding, the program may adjust this quantity to meet additional requirements of the specific inventory level. In this case program disables Maximum Qty field.

In this example we are using 2 Stock Locations (Bays): **Red** and **Blue**

Gross Requirement	Reorder Quantity (RQ)	Safety Stock Quantity (SSQ)	Reorder Point (RP)	Projected Available Balance (Stock in Hand)	Calculated Quantity
400	400	500	600	80 Blue + 80 Red	320 Blue + 500 + 400
400	400	0	0	80 Blue + 80 Red	320 Blue + 400
400	400	500	0	80 Blue + 80 Red	320 Blue + 500

IF SSQ < RQ -> 320 + 400

$$80 + 320 = 400$$



# Stock Reordering Policy – Maximum Quantity

- The program uses the quantity specified in Maximum Quantity to determine the maximum lot size. The program may adjust this quantity to meet additional requirements of the specific inventory level. If this option is selected, than Reorder Quantity field is disabled (it is use only with Fixed Reorder Quantity option).

In this example we are using 2 Stock Locations (Bays): **Red** and **Blue**

Gross Requirement	Maximum Quantity (MQ)	Safety Stock Quantity (SSQ)	Reorder Point (RP)	Projected Available Balance (Stock in Hand)	Calculated Quantity
400	300	300	0	80 Blue + 80 Red	320 Blue + 300 + 300
400	400	0	0	80 Blue + 80 Red	320 Blue
400	330	222	0	80 Blue + 80 Red	320 Blue + 552
400	330	340	0	80 Blue + 80 Red	320 Blue + 340

Note that for optimal results, you should set up this field so that **maximum inventory > reorder point > safety stock.**

## Stock Reordering Policy – Maximum Quantity



Note that depending on the current inventory at the time, this may result in order proposal quantities that cause the projected available balance to exceed the maximum inventory that you define

# Stock Reordering Policy – Lot-for-Lot

- The program generates an order proposal with a quantity that meets the sum of the requirements that come due within the reorder cycle. If you select this option, the program disables the **Reorder Quantity** field, which is used exclusively with the Fixed Reorder Qty. option, the **Maximum Inventory field**, which is used exclusively with the Maximum Qty. option, and the **Reorder Point** field. **Using the reorder point with Lot-for-Lot could result in additional (surplus) replenishment order proposals.**

Gross Requirement 19.6.2008 (BLUE)	Gross Requirement 29.6.2008 (RED)	Safety Stock Quantity (SSQ)	Reorder Cycle	Projected Available Balance (Stock in Hand)	Calculated Quantity
400	111	200	1M	80 Blue + 80 Red	320 Blue + 200 + 31 Red

In this example we are using  
2 Stock Locations (Bays): Red and Blue

Where  $111 = 80 + 31$  for Red location

# Use of forecast for planning replenishment

General

Production Forecast N... 2009

Location Filter . . . . .

Forecast Type . . . . . Component

Date Filter . . . . . 01.06.08..30.06.08

No.	Description	Jun 2008
PR005372	C1.2X1210MCTY	
SPK-100	Spike for LS-100	
WK_CONSUM_001	Strap	120
1896-S	ATHENS Desk	
1900-S	PARIS Guest Chair, blac	
1906-S	ATHENS Mobile Pedesta	

Requisition Worksheet

Name . . . . . DEFAULT

Type	No.	Action Message	Accept Action Message	Description	Location Code	Original Quantity	Quantity	Unit of Measure Code	Direct Unit Cost
Item	WK_CO...	New	✓	Strap			200 KG		1,25
Item	WK_CO...	New	✓	Strap			120 KG		1,25
Item	WK_CO...	New	✓	Strap	BLUE		320 KG		1,25
Item	WK_CO...	New	✓	Strap	RED		31 KG		1,25

**Safety Stock** (red arrow pointing to 200 KG)

**Forecast** (blue arrow pointing to 120 KG)

**Gross Requirement** (green arrow pointing to 320 KG)

## Net Requirement; Gross Requirement- definitions

- Some helps refer for calculation : firstly calculate availability and then Net Requirement
- **Comments** :  $i$  = period, GR- Gross Requirement, NR= Net Requirement, SS- Safety Stock, PO=Purchase Order, SO – Sales Order
- **Definition 1** :  $Stock[i]$  = Expected stock  $[i]$  = Stock calculated for the last date of the previous period + Quantity of already generated PO – Quantity of already generated SO - SS
- **Simplified definition** :  $Stock[i+1]$  = Stock  $[i]$  + Expected receipt – Expected delivery – SS
- **GR=NR + Stock  $[i+1]$**  , Stock availability
- **NR = GR - Stock  $[i+1]$**  = GR- Stock  $[i]$  – receipts + deliveries + SSZ



## Order Promising I

- **ATP** – based on the inventory reservation system – performing the availability check (calculation of the date of delivery )
- **CTP** – based on **WHAT IF** scenarios. Earliest date that item will be available  
If no items that can be available, no inbound orders- purchase, transfer , return, production – it calculates Earliest date, create Order lines and reserve inventory. May be integrated to the production scheduling, transfer and purchase

# Order Promising II

Posting Date . . . . .	10.09.08
Order Date . . . . .	10.09.08
Document Date . . . . .	10.09.08
Requested Delivery Date	10.10.08
Promised Delivery Date .	<span style="background-color: red; color: black;">          </span>

Part of SO Header

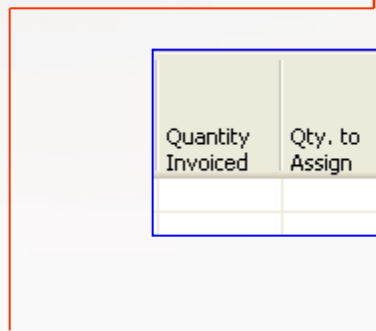


IF RDD exists THAN RDD = PDD

Part of SO Lines

Quantity Invoiced	Qty. to Assign	Qty. Assigned	Requested Delivery Date	Promised Delivery Date	Planned Delivery Date	Planned Shipment Date	Shipment Date	Shipping Time	Whse. Outstanding Qty. (Base)	Outbound Whse. Handling Time
			10.10.08		10.10.08	09.10.08	09.10.08	1D		

Entered manually to affect calculation

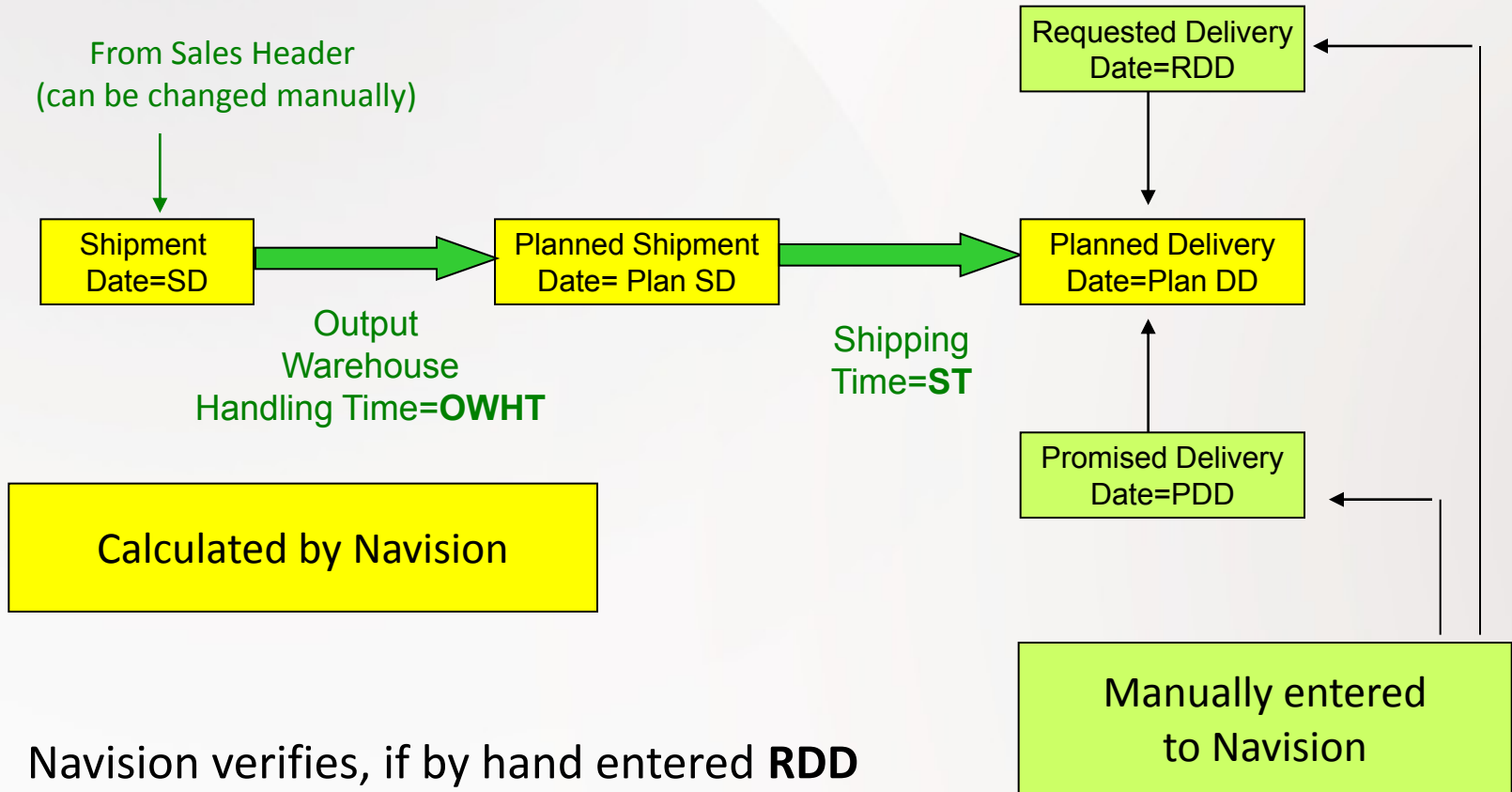


PDD is calculated by Navision if RDD is not entered



**RDD** is entered manually if required by customer and it affects the calculation

# Order Promising III



Navision verifies, if by hand entered **RDD** is realistic, taking into account **inventory availability** (using backward calculation)

# Scenario I

Posting Date . . . . .	18.07.05
Order Date . . . . .	18.07.05
Document Date . . . . .	18.07.05
Requested Delivery Date	
Promised Delivery Date .	

Qty. to assign	Qty. Assigned	Planned Delivery Date	Planned Shipment Date	Shipment Date	Appl Item
		20.07.05	19.07.05	18.07.05	

1 day Shipment Time      1 day OWMT

← Sales Line

Sales Header – a part of it

REQUESTED Delivery Date not entered

Comment : Outbound Warehouse Handling Time = OWMT

## Scenario II-1

Sales Order Header

Sales Order Line

Location Green, PART001 – 30 pc

Another possibility to get help in guess of availability is use of **CTP** =Capable-To-Promise

On must be carefully setup up :

**Check Available period Calculation**  
and  
**Check Available Time Bucket**

*(in Company setting)*

The screenshot shows a dialog box with a warning icon and the text: "The quantity on inventory is not sufficient to cover the net change in inventory. Do you still want to record the quantity?". Below this is a table with the following data:

No. . . . .	PART001
Description . . . . .	TEST
Inventory. . . . .	11
Gross Requirement . . .	30
Scheduled Receipt. . .	
Current Quantity . . . .	30
Total Quantity . . . . .	-19
Earliest Availability Date .	18.07.05
Substitutes Exist . . . .	<input checked="" type="checkbox"/>

Form 342

# Scenario II-2

TEST Test - Item Availability by Periods

Options

Location Filter . . . . . ZELENÝ      Variant Filter . . . . . "


	Period Start	Period Name	Gross Require...	Scheduled Receipt	Planned Order Receipt	Projected Available Balance	Planned Order Releases
▶	11.12.00	50	0	0	0	11	0
	18.12.00	51	0	0	0	11	0
	25.12.00	52	0	0	0	11	0
	01.01.01	1	0	0	0	11	0
	08.01.01	2	0	0	0	11	0
	15.01.01	3	0	0	0	11	0
	22.01.01	4	30	0	0	-19	0
	29.01.01	5	0	30	0	11	0
	05.02.01	6	0	30	0	41	0
	12.02.01	7	0	40	0	81	0
	19.02.01	8	0	0	0	81	0
	26.02.01	9	0	0	0	81	0
	05.03.01	10	0	0	0	81	0
	12.03.01	11	0	0	0	81	0

1 7 31 3 12    OK    Cancel    Item    Help

# Scenario III-1

Posting Date . . . . . 30.09.08  
 Order Date . . . . . 30.09.08  
 Document Date . . . . . 30.09.08  
 Requested Delivery Date  
 Promised Delivery Date

General Filters

 The quantity on inventory is not sufficient to cover the net change in inventory. Do you still want to record the quantity?

No. . . . . PART\_001  
 Description . . . . . Part\_001  
 Inventory . . . . . 0  
 Gross Requirement . . . . . 0  
 Scheduled Receipt . . . . . 0  
 Current Quantity . . . . . 200  
 Total Quantity . . . . . -200  
 Earliest Availability Date . . . . .  
 Substitutes Exist . . . . .

Sales Line													
T..	No.	Description	Quantity	Unit of Measure Code	Qty. to Ship	Qty. to Invoice	Requested Delivery Date	Promised Delivery Date	Planned Delivery Date	Planned Shipment Date	Shipment Date	Shipping Time	Outbound Whse. Handling Time
▶ I...	PART_001	Part_001	200	KG	↑	200	200			02.10.08	02.10.08	30.09.08	2D

# Scenario III-3

CRONUS International Ltd. - Microsoft Dynamics NAV - [Sales Order - Order Promising Lines]

File Edit View Tools Window Help

Sal... No. 1006

### Before CTP calculation

Item No.	Description	Requested Delivery Date	Requested Shipment Date	Planned Delivery Date	Original Shipment Date	Earliest Shipment Date	Quantity	Unavailable Quantity	Unit of Measure Code
PART_001	Part_001		30.09.08		30.09.08		200	200	KG

↓

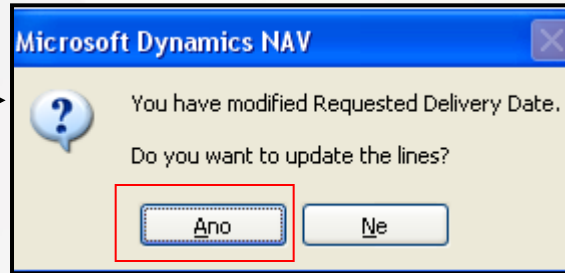
### After CTP calculation

Item No.	Description	Requested Delivery Date	Requested Shipment Date	Planned Delivery Date	Original Shipment Date	Earliest Shipment Date	Quantity	Unavailable Quantity	Unit of Measure Code
PART_001	Part_001		30.09.08	13.10.08	30.09.08	11.10.08	200	200	KG



# Scenario III-4 – Requested Delivery date entered manually

Posting Date . . . . . 30.09.08  
 Order Date . . . . . 30.09.08  
 Document Date . . . . . 30.09.08  
 Requested Delivery Date 0610  
 Promised Delivery Date . . . . .



Item No.	Description	Requested Delivery Date	Requested Shipment Date	Planned Delivery Date	Original Shipment Date	Earliest Shipment Date	Quantity	Unavailable Quantity
PART_001	Part_001	06.10.08	04.10.08		04.10.08		200	200

After CTP calculation

Item No.	Description	Requested Delivery Date	Requested Shipment Date	Planned Delivery Date	Original Shipment Date	Earliest Shipment Date	Quantity	Unavailable Quantity
PART_001	Part_001	06.10.08	04.10.08	13.10.08	04.10.08	11.10.08	200	200

Sales Line when accepted

No.	Description	Quantity	Unit of Measure Code	Qty. to Ship	Qty. to Invoice	Requested Delivery Date	Promised Delivery Date	Planned Delivery Date	Planned Shipment Date	Shipment Date
PART_001	Part_001	200		200	200	06.10.08		13.10.08	13.10.08	11.10.08

PART is reserved

Request Worksheet is created is CTP accepted

No.	A.. M..	A.. M..	A.. Original Due Date	Due Date	Starting Date-Time	Ending Date-Time	Description	Original Quantity	M.. O..	Quantity	R.. O.. T..	Ref. Order No.
PART_001	N..	✓		11.10.08	01.10.08 00:00	08.10.08 23:59	Part_001			200	P..	101082

# Scenario III-5

**CRONUS International Ltd. - Microsoft Dynamics NAV - [PART\_001 Part\_001 - Item Availability by Periods]**

Period Start	Period Name	Gross Require...	Scheduled Receipt	Planned Order Receipt	Projected Available Balance	Planned Order Releases
10.10.08	Friday	0	0	0	0	0
11.10.08	Saturday	200	200	0	0	0
12.10.08	Sunday	0	0	0	0	0
13.10.08	Monday	0	0	0	0	0
14.10.08	Tuesday	0	0	0	0	0
15.10.08	Wednesday	0	0	0	0	0
16.10.08	Thursday	0	0	0	0	0

Request Worksheet to replenish PROD\_001 is created ->Purchase Order is created

**CRONUS International Ltd. - Microsoft Dynamics NAV - [DEFAULT Default Journal Batch - Req. Worksheet]**

Name . . . . .

T..	No.	Action ...	Accept A...	Description	Location ...	Original ...	Quantity	Unit of M...	Direct U...	Original ...	Due Date	Vendor No.
▶	ite	OD_01	New	Parent Coil Test 1			4 000	KG	0,00		01.10.08	10000

## Scenario III-6 – PC purchased and 50 % of production registered

🏠 CRONUS International Ltd. - Microsoft Dynamics NAV - [PART\_001 Part\_001 - Item Availability by Periods]

Period Start	Period Name	Gross Require...	Scheduled Receipt	Planned Order Receipt	Projected Available Balance	Planned Order Releases
25.08.08	35	0	0	↓	100	0
01.09.08	36	0	0	0	100	0
08.09.08	37	0	0	0	100	0
15.09.08	38	0	0	0	100	0
22.09.08	39	0	0	0	100	0
29.09.08	40	0	0	0	100	0
06.10.08	41	200	100	0	0	0
13.10.08	42	200	100	0	0	0
20.10.08	43	200	100	0	0	0

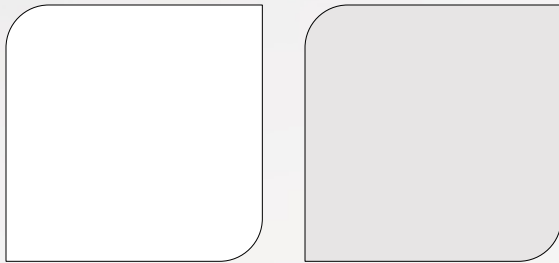
After some stock transfers- bin in standard will be changed and modified to GRID

🏠 CRONUS International Ltd. - Microsoft Dynamics NAV - [Item PART\_001 Part\_001 - Item Ledger Entries]

Posting Date	E.. T..	D.. T..	Document No.	Item No.	Description	Location Code	Quantity
30.09.08	T..		T01001	PART_001		WEST WORK ↑	20
30.09.08	T..		T01002	PART_001		WEST WORK	40
30.09.08	T..		T01003	PART_001		WEST WORK	40

Bin Code	Fixed	Default	Item No.	Quantity
A21N ↑	✓	✓	PART_001	60
B325	✓		PART_001	40

Backgrounds



Primary Text




Secondary Text



Accent



Accent Gradients



*Gradient Upper Levels*

