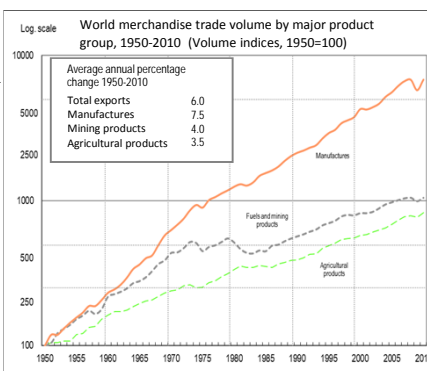
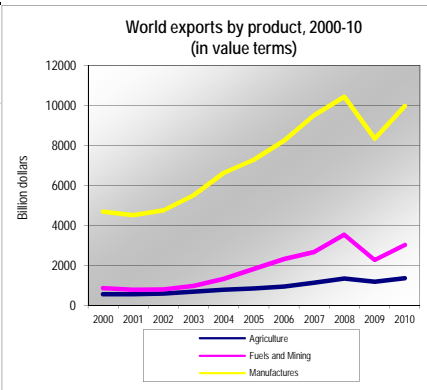
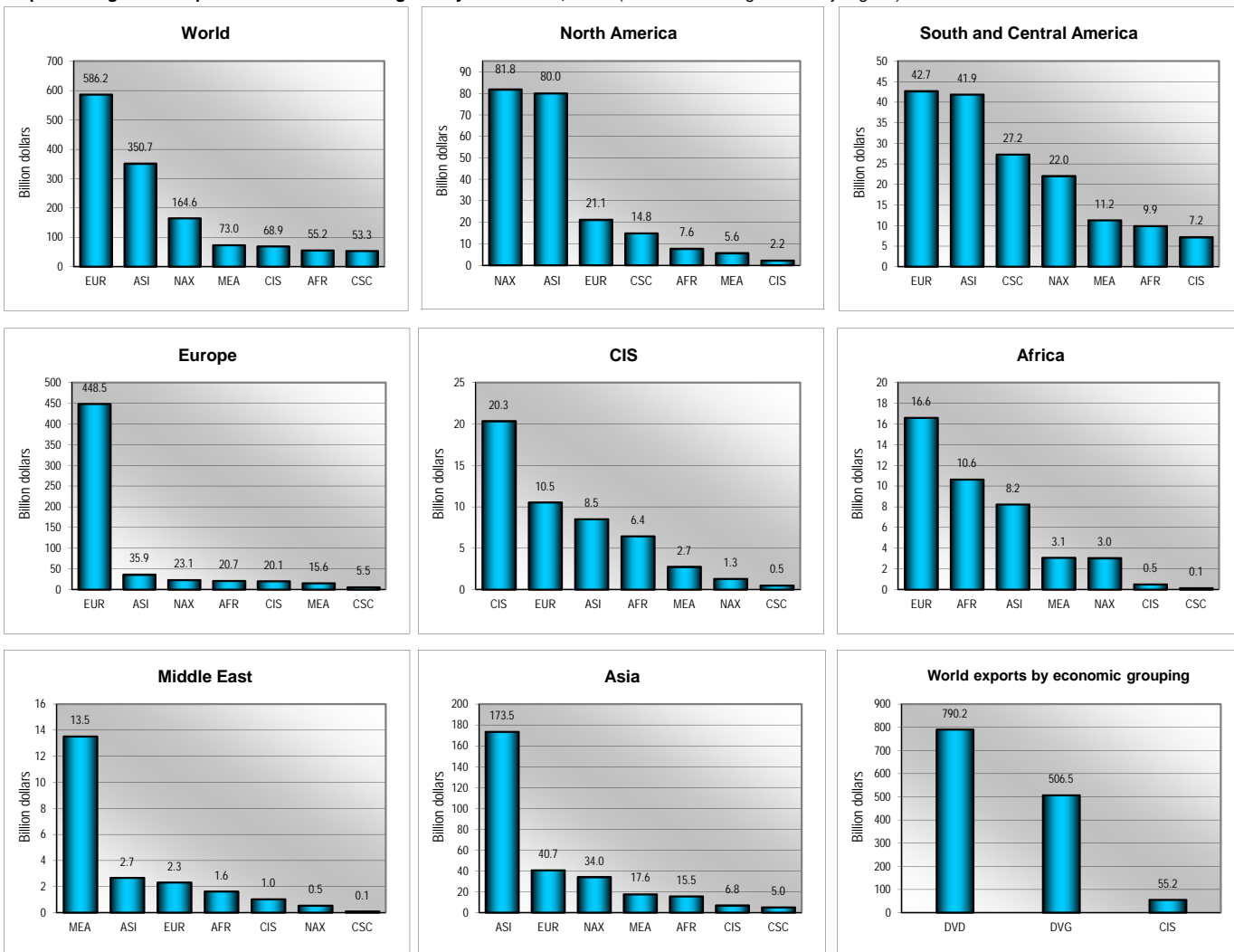


# Trade in Agricultural Products

	Value, mn \$		Share		Annual Percentage Change	
	2010	2005	2010	2005-10	2009	2010
Total exports f.o.b.	1 361 853	100	100	10	-12	15
Total imports c.i.f.	1 425 335	100	100	10	-14	18
<b>Leading exporters</b>						
European Union (27)	532 295	44	39	7	-13	7
extra-EU (27) exports	129 183	10	9	9	-13	17
United States	142 564	10	10	12	-15	19
Brazil	68 655	4	5	14	-6	19
Canada	52 109	5	4	5	-19	19
China	51 623	3	4	12	-3	26
Indonesia	35 957	2	3	21	-23	42
Thailand	35 136	2	3	15	-12	25
Argentina	34 551	2	3	12	-25	23
Malaysia	28 869	2	2	17	-25	38
Australia	27 048	3	2	5	-10	15
India	23 199	1	2	18	-23	42
<b>Leading importers</b>						
European Union (27)	556 613	45	39	7	-14	6
extra-EU (27) imports	153 501	13	11	6	-19	9
United States	116 451	11	8	4	-13	16
China	108 230	5	8	19	-12	41
Japan	77 451	7	5	3	-16	14
Russian Federation a	36 726	2	3	14	-15	26
Canada a	31 954	2	2	8	-6	12
Korea, Republic of	26 614	2	2	10	-20	26
Mexico a	23 531	2	2	7	-22	16
Hong Kong, China	20 622	-	-	13	4	20
retained imports	13 444	1	1	13	6	22
India	17 450	1	1	18	18	23
<b>Food products</b>						
Total exports f.o.b.	1 118 680	80	82	10	-11	12
Total imports c.i.f.	1 180 763	80	83	10	-12	15



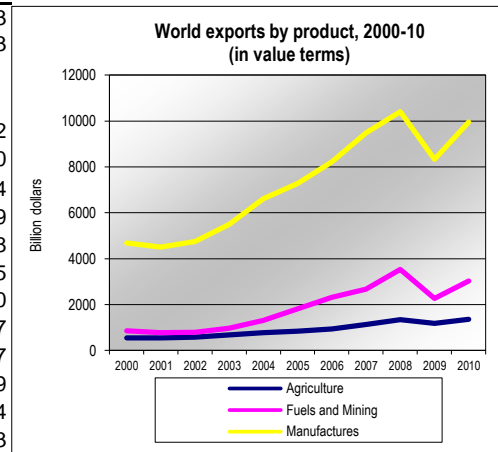
Exports of agricultural products of world and regions by destination, 2010 (Note: Value ranges differ by region.)



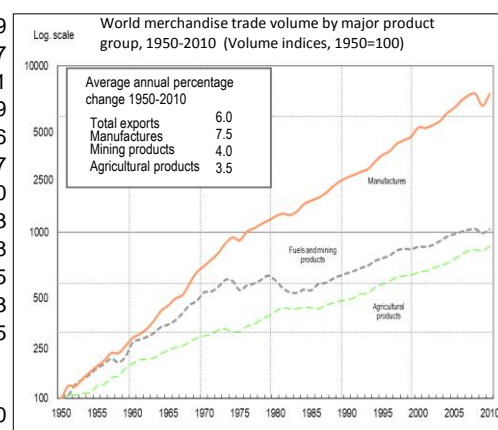
a Imports are valued f.o.b.

# Trade in fuels and mining products

	Value, bn \$		Share		Annual Percentage Change	
	2010	2005	2010	2005-10	2009	2010
Total exports f.o.b.	3 026	100	100	11	-36	33
Total imports c.i.f.	3 102	100	100	11	-37	33
<b>Leading exporters</b>						
European Union (27)	500	18	17	9	-38	32
extra-EU (27) exports	147	5	5	12	-34	30
Russian Federation	282	9	9	10	-39	34
Saudi Arabia, Kingdom of	210	9	7	5	-42	29
Australia	130	3	4	20	-21	48
United States	128	3	4	21	-30	45
Canada	121	5	4	5	-42	30
Iran, Islamic Rep. of <sup>a</sup>	83	3	3	11	-34	27
United Arab Emirates	77	3	3	8	-40	17
Nigeria <sup>a</sup>	72	3	2	8	-40	59
Bolivarian Rep. of Venezuela	63	3	2	5	-40	14
Indonesia	62	2	2	14	-14	43

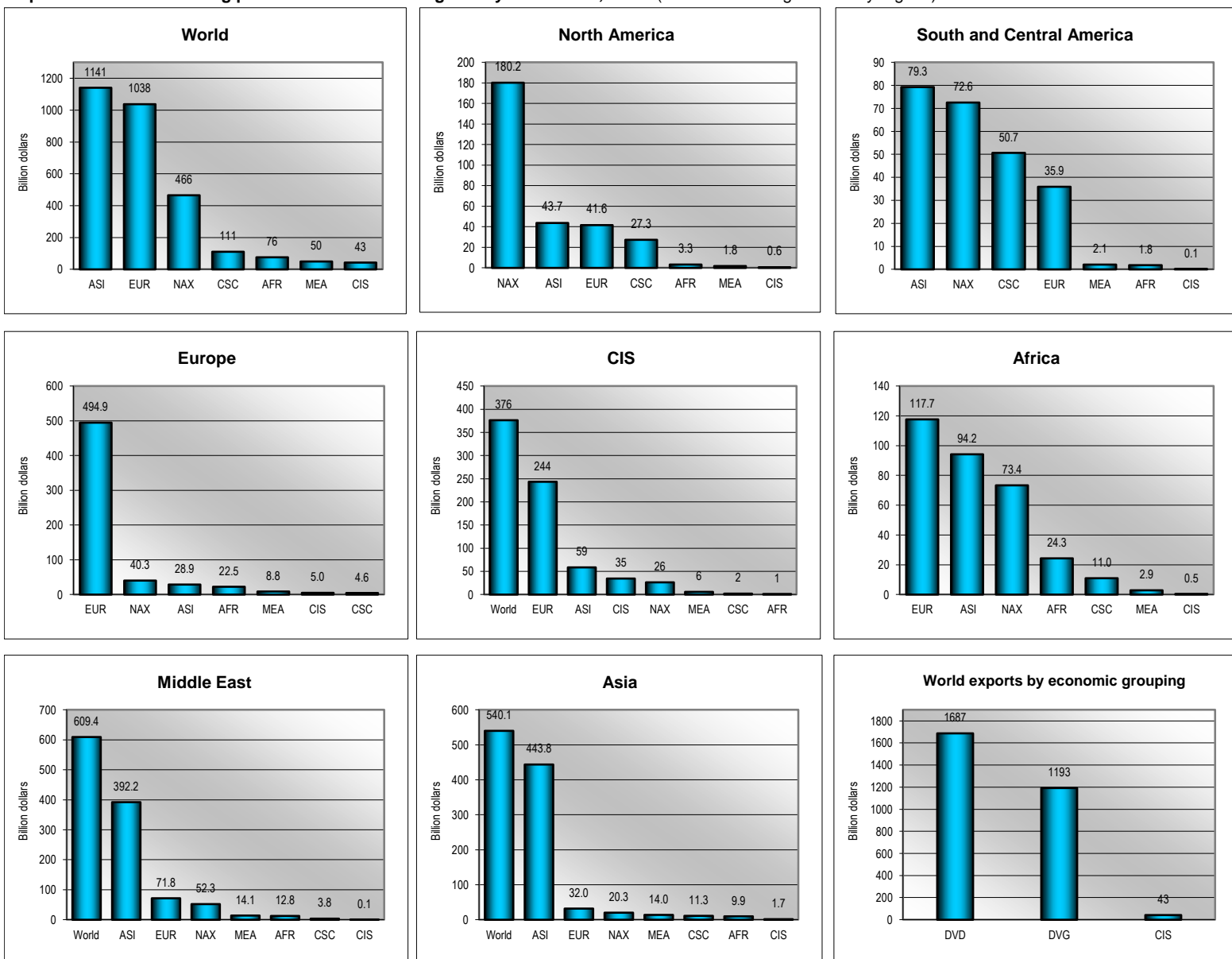


<b>Leading importers</b>						
European Union (27)	954	34	31	8	-40	29
extra-EU (27) imports	601	21	19	8	-40	27
United States	408	18	13	4	-44	31
China	373	6	12	26	-19	49
Japan	255	9	8	9	-43	36
Korea, Republic of	157	5	5	13	-35	37
India	125	3	4	19	-28	30
Singapore	86	2	3	17	-31	33
Retained imports	65	2	2	13	-33	28
Taipei, Chinese	70	2	2	13	-40	45
Canada <sup>b</sup>	51	2	2	6	-40	33
Turkey	51	1	2	18	-40	35



<b>Fuels</b>						
Total exports f.o.b.	2 348	81	78	10	-37	30
Total imports c.i.f.	2 375	77	79	11	41	-38

Exports of fuels and mining products of world and regions by destination, 2010 (Note: Value ranges differ by region.)



a Includes Secretariat estimates.  
b Imports are valued f.o.b.

# Technical Notes

## Composition of regions and LDCs:

**North America (NAX):** Bermuda Canada\* Mexico\* United States of America\* Other territories in the region not elsewhere specified.

**South and Central America and the Caribbean (CSC):** Antigua and Barbuda\* Brazil\* Ecuador\* Jamaica\* Saint Lucia\* Argentina\* Chile\* El Salvador\* Netherlands Antilles Saint Vincent and the Grenadines\* Bahamas\*\* Colombia\* Grenada\* Nicaragua\* Suriname\* Barbados\* Costa Rica\* Guatemala\* Panama\* Trinidad and Tobago\* Belize\* Cuba\* Guyana\* Paraguay\* Uruguay\* Bolivarian Rep. of Venezuela\* Dominica\* Haiti\* Peru\* Bolivia\* Dominican Republic\* Honduras\* Saint Kitts and Nevis\* Other territories in the region not elsewhere specified.

**Europe (EUR):** Andorra\*\* Denmark\* Iceland\* Montenegro\*\* Slovenia\* Austria\* Estonia\* Ireland\* Netherlands\* Spain\* Belgium\* Finland\* Italy\* Norway\* Sweden\* Bosnia and Herzegovina\*\* France\* Latvia\* Poland\* Switzerland\* Bulgaria\* FYR Macedonia\* Liechtenstein Portugal\* Turkey\* Croatia\* Germany\* Lithuania\* Romania\* United Kingdom\* Cyprus\* Greece\* Luxembourg\* Serbia\*\* Czech Republic\* Hungary\* Malta\* Slovak Republic\* Other territories in the region not elsewhere specified .

**Commonwealth of Independent States (CIS) <sup>a</sup>:** Armenia\* Georgia <sup>a</sup>\* Moldova\* Turkmenistan Azerbaijan\*\* Kazakhstan\*\* Russian Federation\*\* Ukraine\* Belarus\*\* Kyrgyz Republic\* Tajikistan\*\* Uzbekistan\*\* Other territories in the region not elsewhere specified .

**Africa (AFR):** Algeria\*\* Congo\* Guinea\* Morocco\* South Africa\* Angola\* Congo Dem. Rep. of\* Guinea-Bissau\* Mozambique\* Sudan\*\* Benin\* Côte d'Ivoire\* Kenya\* Namibia\* Swaziland\* Botswana\* Djibouti\* Lesotho\* Niger\* Tanzania\* Burkina Faso\* Egypt\* Liberia Nigeria\* Togo\* Burundi\* Equatorial Guinea\*\* Libyan Arab Jamahiriya\*\* Rwanda\* Tunisia\* Cameroon\* Eritrea Madagascar\* Sao Tome and Principe\*\* Uganda\* Cape Verde\* Ethiopia\*\* Malawi\* Senegal\* Zambia\* Central African Republic\* Gabon\* Mali\* Seychelles\*\* Zimbabwe\* Chad\* Gambia\* Mauritania\* Sierra Leone\* Comoros Ghana\* Mauritius\* Somalia Other territories in the region not elsewhere specified.

**Middle East (MEA):** Bahrain\* Israel\* Lebanon\*\* Saudi Arabia\* Yemen\*\* Iran Islamic Rep. of\*\* Jordan\* Oman\* Syrian Arab Republic Iraq\*\* Kuwait\* Qatar\* United Arab Emirates\* Other territories in the region not elsewhere specified.

**Asia (including Oceania) (ASI):** Afghanistan\*\* Hong Kong China\* Malaysia\* Papua New Guinea\* Tonga\* Australia\* India\* Maldives\* Philippines\* Tuvalu Bangladesh\* Indonesia\* Mongolia\* Samoa\*\* Vanuatu\*\* Bhutan\*\* Japan\* Myanmar\* Singapore\* Viet Nam\* Brunei Darussalam\* Kiribati Nepal\* Solomon Islands\* Cambodia\* Korea Republic of\* New Zealand\* Sri Lanka\* China\* Lao People's Dem. Rep.\*\* Pakistan\* Taipei Chinese\* Fiji\* Macao China\* Palau Thailand\* Other territories in the region not elsewhere specified.

\* WTO members \*\* Observer governments

<sup>a</sup> Georgia is not a member of the Commonwealth of Independent States but is included in this group for reasons of geography and similarities in economic structure.

**Developed economies (DVD):** North America (excl. Mexico); European Union (27); EFTA (Iceland, Liechtenstein, Norway, Switzerland); Australia, Japan and New Zealand;

**Developing economies (DVG):** Africa; Asia excl. Australia, Japan, and New Zealand; Europe excl. the European Union (27) and EFTA; Latin America (incl. Mexico); Middle East;

**Least-developed countries (LDCs):** Afghanistan Chad Haiti Mozambique Somalia Angola Comoros Kiribati Myanmar Sudan Bangladesh Congo Dem. Rep. of Lao People's Dem. Rep. Nepal Timor Leste Benin Djibouti Lesotho Niger Togo Bhutan Equatorial Guinea Liberia Rwanda Tuvalu Burkina Faso Eritrea Madagascar Samoa Uganda Burundi Ethiopia Malawi Sao Tome and Principe United Republic of Tanzania Cambodia Gambia Maldives Senegal Vanuatu Guinea Mali Sierra Leone Yemen Central African Republic Guinea-Bissau Mauritania Solomon Islands Zambia

Note: **Retained imports** are approximated through imports less re-exports

## Products

All product groups are defined according to Revision 3 of the Standard International Trade Classification (SITC).

### A. Primary products

#### (i) Agricultural products (SITC sections 0, 1, 2 and 4 minus divisions 27 and 28)

of which,

- Food (SITC sections 0, 1, 4 and division 22)

of which,

0 - Food and live animals

1 - Beverages and tobacco

4 - Animal and vegetable oils, fats and waxes

22 - Oil seeds and oleaginous fruits

#### (ii) Fuels and mining products (SITC section 3 and divisions 27, 28, 68)

of which,

- Ores and other minerals (SITC divisions 27, 28)

of which,

27 - Crude fertilizers, other than those of division 56, and crude minerals (excluding coal, petroleum and precious stones)

28 - Metalliferous ores and metal scrap

- Fuels (SITC section 3)

- Non-ferrous metals (SITC division 68)

### B. Manufactures (SITC sections 5, 6, 7, 8 minus division 68 and group 891)

(i) Iron and steel (SITC division 67)

(ii) Chemicals (SITC section 5)

(iii) Other semi-manufactures (SITC divisions 61, 62, 63, 64, 66, 69)

(iv) Machinery and transport equipment (SITC section 7)

(v) Textiles (SITC division 65)

(vi) Clothing (SITC division 84)

(vii) Other manufactures (SITC divisions 81, 82, 83, 85, 87, 88, 89 excluding group 891)

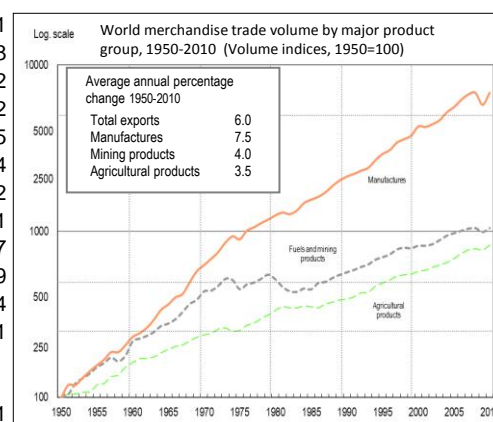
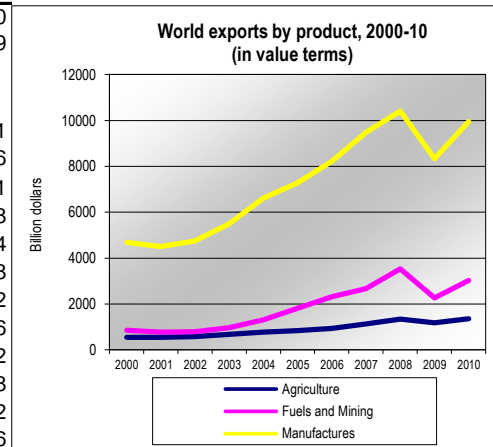
### C. Other products: commodities and transactions not classified elsewhere (including gold); arms and ammunition (SITC section 9 and group 891)

9- Commodities and transactions not classified elsewhere in SITC

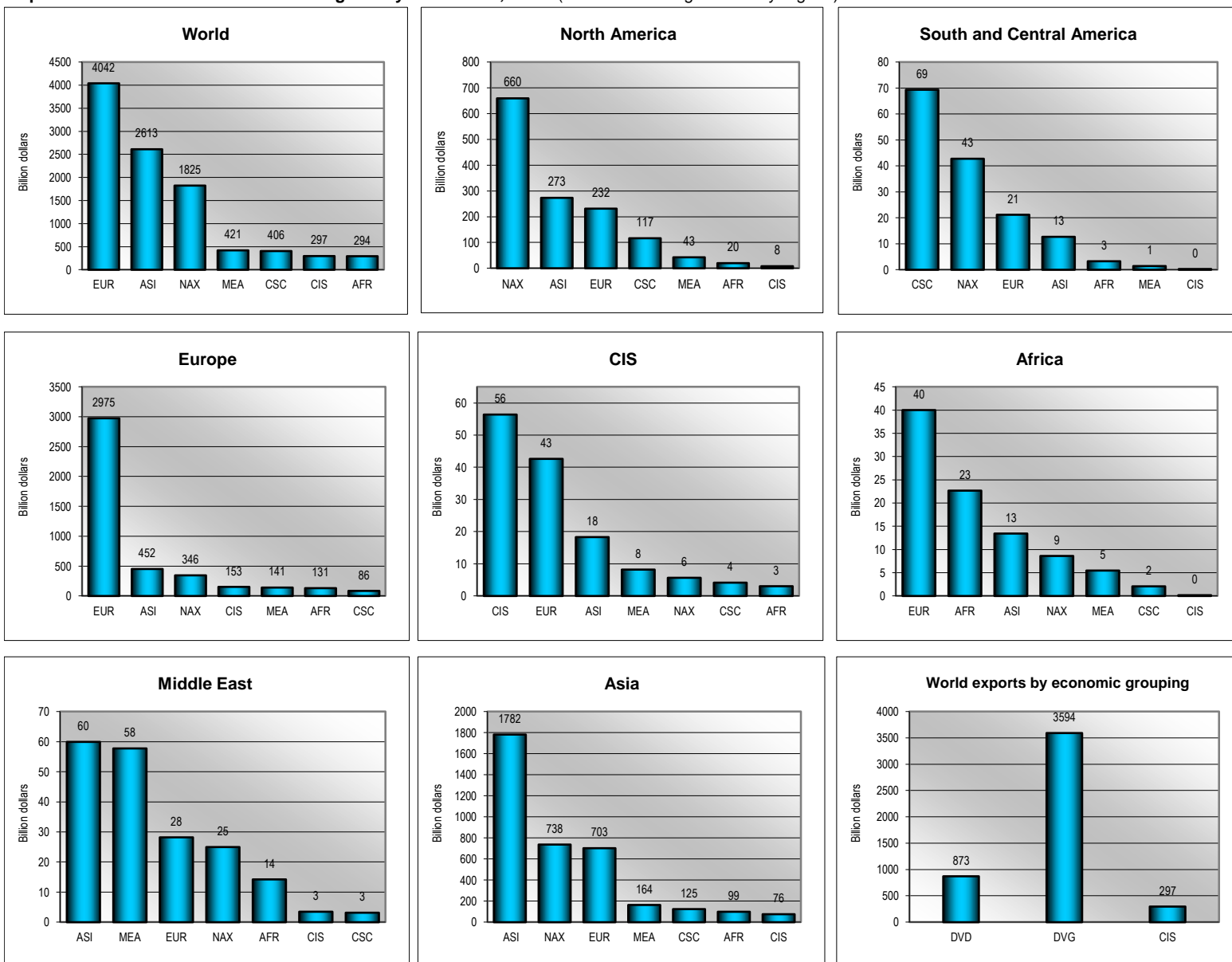
891 - Arms and Ammunition

# Trade in Manufactures

	Value, bn \$		Share		Annual Percentage Change	
	2010	2005	2010	2005-10	2009	2010
Total exports f.o.b.	9 962	100	100	6	-20	20
Total imports c.i.f.	10 323	100	100	6	-20	19
<b>Leading exporters</b>						
European Union (27)	3 999	45	40	4	-22	11
extra-EU (27) exports	1 449	15	15	6	-20	16
China a	1 477	10	15	16	-16	31
United States	944	10	9	5	-17	18
Japan	680	8	7	4	-27	34
Korea, Republic of	412	4	4	10	-12	28
Hong Kong, China	373	-	-	6	-12	22
domestic exports	7	0	0	-16	-39	16
re-exports	366	-	-	7	-12	22
Singapore	254	3	3	7	-16	28
domestic exports	115	1	1	5	-12	32
re-exports	139	1	1	8	-19	26
<b>Leading importers</b>						
European Union (27)	3 745	41	36	4	-22	11
extra-EU (27) imports	1 194	12	12	5	-21	18
United States	1 369	16	13	2	-21	22
China a, b	894	6	9	13	-8	32
Hong Kong, China	389	-	-	7	-11	25
retained imports	23	0	0	15	12	94
Japan	347	4	3	5	-16	22
Canada c	292	3	3	3	-20	21
Mexico a, c	240	2	2	5	-21	27
Korea, Republic of	240	2	2	9	-20	29
Singapore	202	2	2	6	-21	24
retained imports	63	1	1	3	-24	21
<b>Office and Telecom Equipment</b>						
Total exports f.o.b.	1 603	17	16	5	-15	21
Total imports c.i.f.	1 753	18	17	5	-15	23



## Exports of manufactures of world and regions by destination, 2010 (Note: Value ranges differ by region.)



a Includes significant shipments through processing zones

b In 2010, China reported imports of manufactures from China amounting to \$105.4 billion. For further information, see the Metadata.

c Imports are valued f.o.b.

# Technical Notes

## Composition of regions and LDCs:

**North America (NAX):** Bermuda Canada\* Mexico\* United States of America\* Other territories in the region not elsewhere specified.

**South and Central America and the Caribbean (CSC):** Antigua and Barbuda\* Brazil\* Ecuador\* Jamaica\* Saint Lucia\* Argentina\* Chile\* El Salvador\* Netherlands Antilles Saint Vincent and the Grenadines\* Bahamas\*\* Colombia\* Grenada\* Nicaragua\* Suriname\* Barbados\* Costa Rica\* Guatemala\* Panama\* Trinidad and Tobago\* Belize\* Cuba\* Guyana\* Paraguay\* Uruguay\* Bolivarian Rep. of Venezuela\* Dominica\* Haiti\* Peru\* Bolivia\* Dominican Republic\* Honduras\* Saint Kitts and Nevis\* Other territories in the region not elsewhere specified.

**Europe (EUR):** Andorra\*\* Denmark\* Iceland\* Montenegro\*\* Slovenia\* Austria\* Estonia\* Ireland\* Netherlands\* Spain\* Belgium\* Finland\* Italy\* Norway\* Sweden\* Bosnia and Herzegovina\*\* France\* Latvia\* Poland\* Switzerland\* Bulgaria\* FYR Macedonia\* Liechtenstein Portugal\* Turkey\* Croatia\* Germany\* Lithuania\* Romania\* United Kingdom\* Cyprus\* Greece\* Luxembourg\* Serbia\*\* Czech Republic\* Hungary\* Malta\* Slovak Republic\* Other territories in the region not elsewhere specified .

**Commonwealth of Independent States (CIS)** <sup>a</sup> : Armenia\* Georgia <sup>a</sup> \* Moldova\* Turkmenistan Azerbaijan\*\* Kazakhstan\*\* Russian Federation\*\* Ukraine\* Belarus\*\* Kyrgyz Republic\* Tajikistan\*\* Uzbekistan\*\* Other territories in the region not elsewhere specified .

**Africa (AFR):** Algeria\*\* Congo\* Guinea\* Morocco\* South Africa\* Angola\* Congo Dem. Rep. of\* Guinea-Bissau\* Mozambique\* Sudan\*\* Benin\* Côte d'Ivoire\* Kenya\* Namibia\* Swaziland\* Botswana\* Djibouti\* Lesotho\* Niger\* Tanzania\* Burkina Faso\* Egypt\* Liberia Nigeria\* Togo\* Burundi\* Equatorial Guinea\*\* Libyan Arab Jamahiriya\*\* Rwanda\* Tunisia\* Cameroon\* Eritrea Madagascar\* Sao Tome and Principe\*\* Uganda\* Cape Verde\* Ethiopia\*\* Malawi\* Senegal\* Zambia\* Central African Republic\* Gabon\* Mali\* Seychelles\*\* Zimbabwe\* Chad\* Gambia\* Mauritania\* Sierra Leone\* Comoros Ghana\* Mauritius\* Somalia Other territories in the region not elsewhere specified.

**Middle East (MEA):** Bahrain\* Israel\* Lebanon\*\* Saudi Arabia\* Yemen\*\* Iran Islamic Rep. of\*\* Jordan\* Oman\* Syrian Arab Republic Iraq\*\* Kuwait\* Qatar\* United Arab Emirates\* Other territories in the region not elsewhere specified.

**Asia (including Oceania) (ASI):** Afghanistan\*\* Hong Kong China\* Malaysia\* Papua New Guinea\* Tonga\* Australia\* India\* Maldives\* Philippines\* Tuvalu Bangladesh\* Indonesia\* Mongolia\* Samoa\*\* Vanuatu\*\* Bhutan\*\* Japan\* Myanmar\* Singapore\* Viet Nam\* Brunei Darussalam\* Kiribati Nepal\* Solomon Islands\* Cambodia\* Korea Republic of\* New Zealand\* Sri Lanka\* China\* Lao People's Dem. Rep.\*\* Pakistan\* Taipei Chinese\* Fiji\* Macao China\* Palau Thailand\* Other territories in the region not elsewhere specified.

\* WTO members \*\* Observer governments

<sup>a</sup> Georgia is not a member of the Commonwealth of Independent States but is included in this group for reasons of geography and similarities in economic structure.

**Developed economies (DVD):** North America (excl. Mexico); European Union (27); EFTA (Iceland, Liechtenstein, Norway, Switzerland); Australia, Japan and New Zealand;

**Developing economies (DVG):** Africa; Asia excl. Australia, Japan, and New Zealand; Europe excl. the European Union (27) and EFTA; Latin America (incl. Mexico); Middle East;

**Least-developed countries (LDCs):** Afghanistan Chad Haiti Mozambique Somalia Angola Comoros Kiribati Myanmar Sudan Bangladesh Congo Dem. Rep. of Lao People's Dem. Rep. Nepal Timor Leste Benin Djibouti Lesotho Niger Togo Bhutan Equatorial Guinea Liberia Rwanda Tuvalu Burkina Faso Eritrea Madagascar Samoa Uganda Burundi Ethiopia Malawi Sao Tome and Principe United Republic of Tanzania Cambodia Gambia Maldives Senegal Vanuatu Guinea Mali Sierra Leone Yemen Central African Republic Guinea-Bissau Mauritania Solomon Islands Zambia

Note: **Retained imports** are approximated through imports less re-exports

## Products

All product groups are defined according to Revision 3 of the Standard International Trade Classification (SITC).

### A. Primary products

#### (i) Agricultural products (SITC sections 0, 1, 2 and 4 minus divisions 27 and 28)

of which,

- Food (SITC sections 0, 1, 4 and division 22)

of which,

0 - Food and live animals

1 - Beverages and tobacco

4 - Animal and vegetable oils, fats and waxes

22 - Oil seeds and oleaginous fruits

#### (ii) Fuels and mining products (SITC section 3 and divisions 27, 28, 68)

of which,

- Ores and other minerals (SITC divisions 27, 28)

of which,

27 - Crude fertilizers, other than those of division 56, and crude minerals (excluding coal, petroleum and precious stones)

28 - Metalliferous ores and metal scrap

- Fuels (SITC section 3)

- Non-ferrous metals (SITC division 68)

### B. Manufactures (SITC sections 5, 6, 7, 8 minus division 68 and group 891)

(i) Iron and steel (SITC division 67)

(ii) Chemicals (SITC section 5)

(iii) Other semi-manufactures (SITC divisions 61, 62, 63, 64, 66, 69)

(iv) Machinery and transport equipment (SITC section 7)

(v) Textiles (SITC division 65)

(vi) Clothing (SITC division 84)

(vii) Other manufactures (SITC divisions 81, 82, 83, 85, 87, 88, 89 excluding group 891)

### C. Other products: commodities and transactions not classified elsewhere (including gold); arms and ammunition (SITC section 9 and group 891)

9- Commodities and transactions not classified elsewhere in SITC

891 - Arms and Ammunition