

Economic Policy #09

Redistribution, social policy and welfare state

Redistribution, social policy and welfare state

- Distribution and justice
 - theoretical approaches
 - issues in distribution
 - recent trends in income inequalities
- The welfare state
 - the concept of welfare state
 - worlds of welfare states
 - recent challenges to welfare state

EPH09: Redistribution, social policy and welfare state

2

Distribution and justice

- Distribution of income and wealth has been a major concern throughout the history of economics.
- Positive and normative economics is difficult to separate in this area.

Two main views of justice in distribution:

- **commutative justice**: each person should receive income in proportion to his contribution to the productive process
- **distributive justice**: implies approximate equality in income distribution

EPH09: Redistribution, social policy and welfare state

3

Issues in distribution

There are several specific areas of concern in the debate about distribution:

- the distribution of income between persons irrespective of the source of income
- the distribution of income between factors of production, in particular between labor and capital
- the distribution of earnings between different types of labor
- the distribution of wealth
- poverty

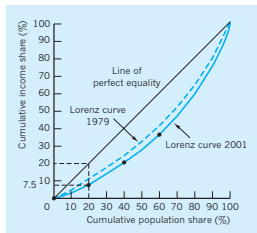
EPR09: Redistribution, social policy and welfare state

4

Income distribution between people

The conventional means of illustrating income distribution are the **Lorenz curve**.

Fig. Lorenz curve in UK

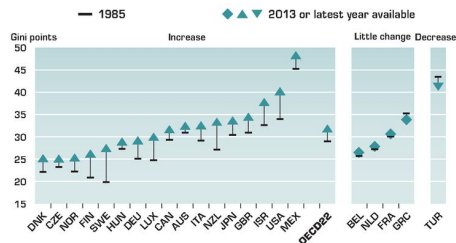


EPR09: Redistribution, social policy and welfare state

5

Income distribution between people

.. and the **Gini coefficient**.



Source: OECD (2015), *In It Together: Why Less Inequality Benefits All*, <http://dx.doi.org/10.1787/888933207111>.

EPR09: Redistribution, social policy and welfare state

6

Income distribution between factors of production

Table: Factor shares as a percentage of gross value added at factor costs (UK)

	1973	1989	2009
Compensation of employees	66.4	63.8	62.2
Gross operating surplus	24.5	27.1	25.2
Non-financial companies			
Private corporations	17.8	23.1	19.0
Public corporations	3.2	1.5	0.8
Financial corporations	3.5	2.5	5.4
Other income	9.1	9.1	12.6
Total	100.0	100.0	100.0

Source: Griffiths&Wall (2012)

The earnings distribution

Table: Relative earnings by occupational groups

Occupational group	Median gross weekly wage (all occupations = 100)
Managers and senior officials	146
Professional occupations	142
Associate professional and technical occupations	113
Administrative and secretarial occupations	76
Skilled trades occupations	93
Personal service occupations	67
Sales and customer service occupations	61
Process, plant and machines operatives	85
Elementary occupations	66
All occupations	100

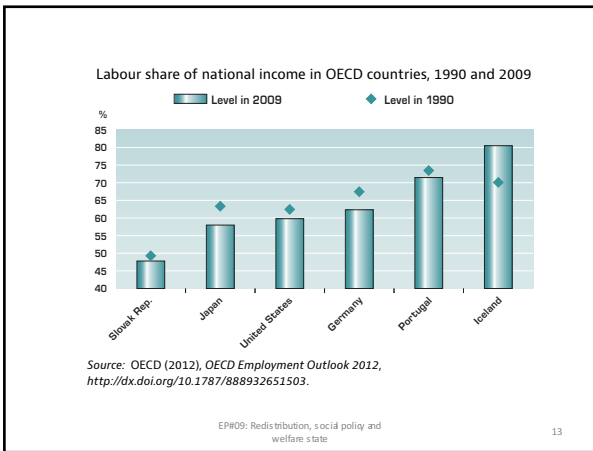
Source: Griffiths&Wall (2012) EPH09: Redistribution, social policy and welfare state

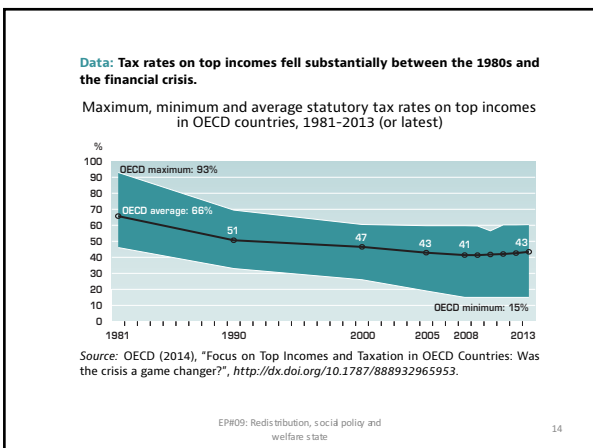
The earnings distribution (cont.)

Table: Relative earnings by sex, 2009 (UK)

Occupational group	Median gross weekly wage (female/male) ratio
Managers and senior officials	72 (78)
Professional occupations	83 (89)
Associate professional and technical occupations	80 (89)
Administrative and secretarial occupations	79 (89)
Skilled trades occupations	92 (81)
Personal service occupations	68 (92)
Sales and customer service occupations	67 (71)
Process, plant and machines operatives	67 (71)
Elementary occupations	44 (79)
All occupations	63 (80)

Source: Griffiths&Wall (2012) EPH09: Redistribution, social policy and welfare state





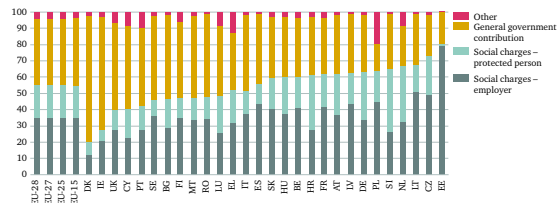
Welfare state (WS)

- There are various definitions..
- The WS is a concept of government in which the state plays a key role in the protection and promotion of the social and economic well-being of its citizens
- WS is funded through taxes a provides cash or in-kind transfers.

EPH09: Redistribution, social policy and welfare state 15

Welfare spending in Europe #4

Fig.: Social protection receipts – by type (% of total receipts in 2012)



Source: EUROSTAT.

EPH09: Redistribution, social policy and welfare state

22

Diversity of welfare states

- Differing welfare models evolved after WWII.
- These models can be categorized in various ways
 - E.g., G. Esping-Andersen (*The Three Worlds of Welfare Capitalism, 1990*) identified models of welfare state according to levels of *decommodification, stratification* and the different providers of welfare.

EPH09: Redistribution, social policy and welfare state

23

Social-democratic (scandinavian) model

- prevalent in Denmark, Sweden
- generous replacement of market earnings through the state
- stratification of universal social citizenship/social welfare as a universal right
- state as main provider of social welfare
- characterized by high social expenditure, active labour market policies and increased public-sector employment

EPH09: Redistribution, social policy and welfare state

24

Corporatist (continental) model

- northern-central Europe, typified by Germany and France
- varying degrees of decommodification and stratification, preserving the status of workers
- main provider of welfare is the family, but contributory principle ties many benefits to employment history
- basic security supplemented with contributory benefits (pensions, unemployment, etc.)
- opening up jobs through earlier retirement.

EPH09: Redistribution, social policy and welfare state

25

Liberal (Anglo-Saxon) model

- United Kingdom, Ireland
- minimal decommodification; stigmatizing stratification
- seeks to increase demand for labor through liberalization and wage flexibility
- mostly private forms of insurance
- benefits comparatively low and linked to means-testing
- poverty relief through minimum wages, but less of a focus on equality.

EPH09: Redistribution, social policy and welfare state

26

Southern model

- Spain, Italy, Greece, Portugal
- insider-based entitlements
- extended family as core unit
- income maintenance
- strong jobs protection – favouring, for example, full-time over temporary workers.

EPH09: Redistribution, social policy and welfare state

27

Challenges for welfare states

- demographic change: population aging and living longer increases financial burden
- globalization: reducing governments' ability to sustain or reform welfare institutions
- changes in the family structure (societal change): e.g. increase the participation rate of women, the shift away from the male-breadwinner model affects certain aspects of the welfare model
- problem of welfare state and efficiency: especially administrative costs and the disincentive effects on the labor supply
- new technologies and the changing mix of jobs

EPH09: Redistribution, social policy and welfare state

28
