



INTERMEDIATE
MICROECONOMICS

NINTH EDITION

HAL R. VARIAN

Chapter 21

**Cost
Minimization**

Cost Minimization

- ◆ **A firm is a cost-minimizer if it produces any given output level $y \geq 0$ at smallest possible total cost.**
- ◆ **$c(y)$ denotes the firm's smallest possible total cost for producing y units of output.**
- ◆ **$c(y)$ is the firm's total cost function.**

Cost Minimization

- ◆ **When the firm faces given input prices $w = (w_1, w_2, \dots, w_n)$ the total cost function will be written as**

$$c(w_1, \dots, w_n, y).$$

The Cost-Minimization Problem

- ◆ Consider a firm using two inputs to make one output.
- ◆ The production function is
$$y = f(x_1, x_2).$$
- ◆ Take the output level $y \geq 0$ as given.
- ◆ Given the input prices w_1 and w_2 , the cost of an input bundle (x_1, x_2) is
$$w_1 x_1 + w_2 x_2.$$

The Cost-Minimization Problem

- ◆ For given w_1 , w_2 and y , the firm's cost-minimization problem is to solve $\min_{x_1, x_2 \geq 0} w_1 x_1 + w_2 x_2$ subject to $f(x_1, x_2) = y$.

The Cost-Minimization Problem

◆ The levels $x_1^*(w_1, w_2, y)$ and $x_2^*(w_1, w_2, y)$ in the least-costly input bundle are the firm's conditional demands for inputs 1 and 2.

◆ The (smallest possible) total cost for producing y output units is therefore

$$c(w_1, w_2, y) = w_1 x_1^*(w_1, w_2, y) + w_2 x_2^*(w_1, w_2, y).$$

Conditional Input Demands

- ◆ **Given w_1 , w_2 and y , how is the least costly input bundle located?**
- ◆ **And how is the total cost function computed?**

Iso-cost Lines

- ◆ A curve that contains all of the input bundles that cost the same amount is an iso-cost curve.
- ◆ E.g., given w_1 and w_2 , the \$100 iso-cost line has the equation
$$w_1x_1 + w_2x_2 = 100.$$

Iso-cost Lines

- ◆ Generally, given w_1 and w_2 , the equation of the \$c iso-cost line is

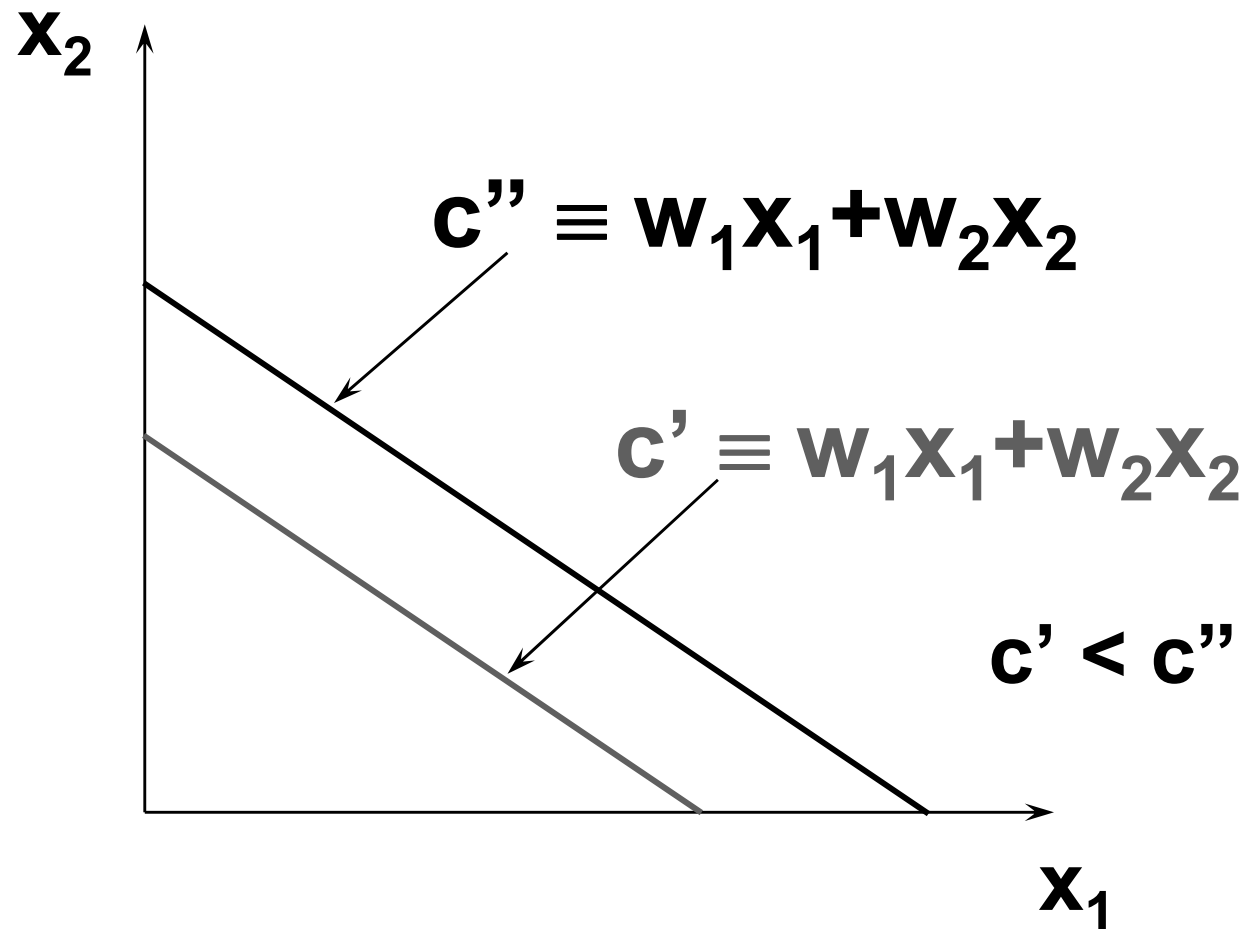
$$w_1x_1 + w_2x_2 = c$$

i.e.

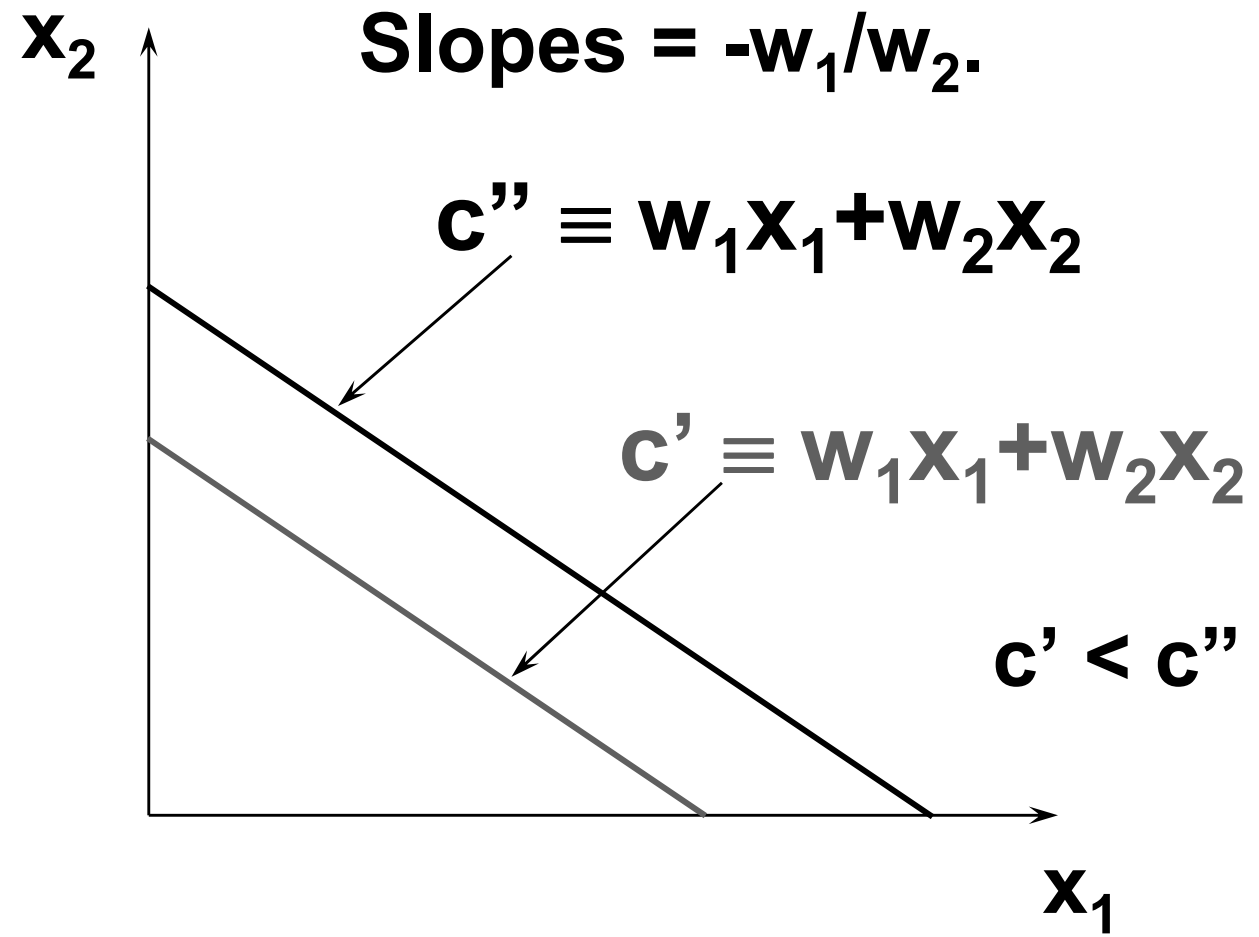
$$x_2 = -\frac{w_1}{w_2}x_1 + \frac{c}{w_2}.$$

- ◆ Slope is $-w_1/w_2$.

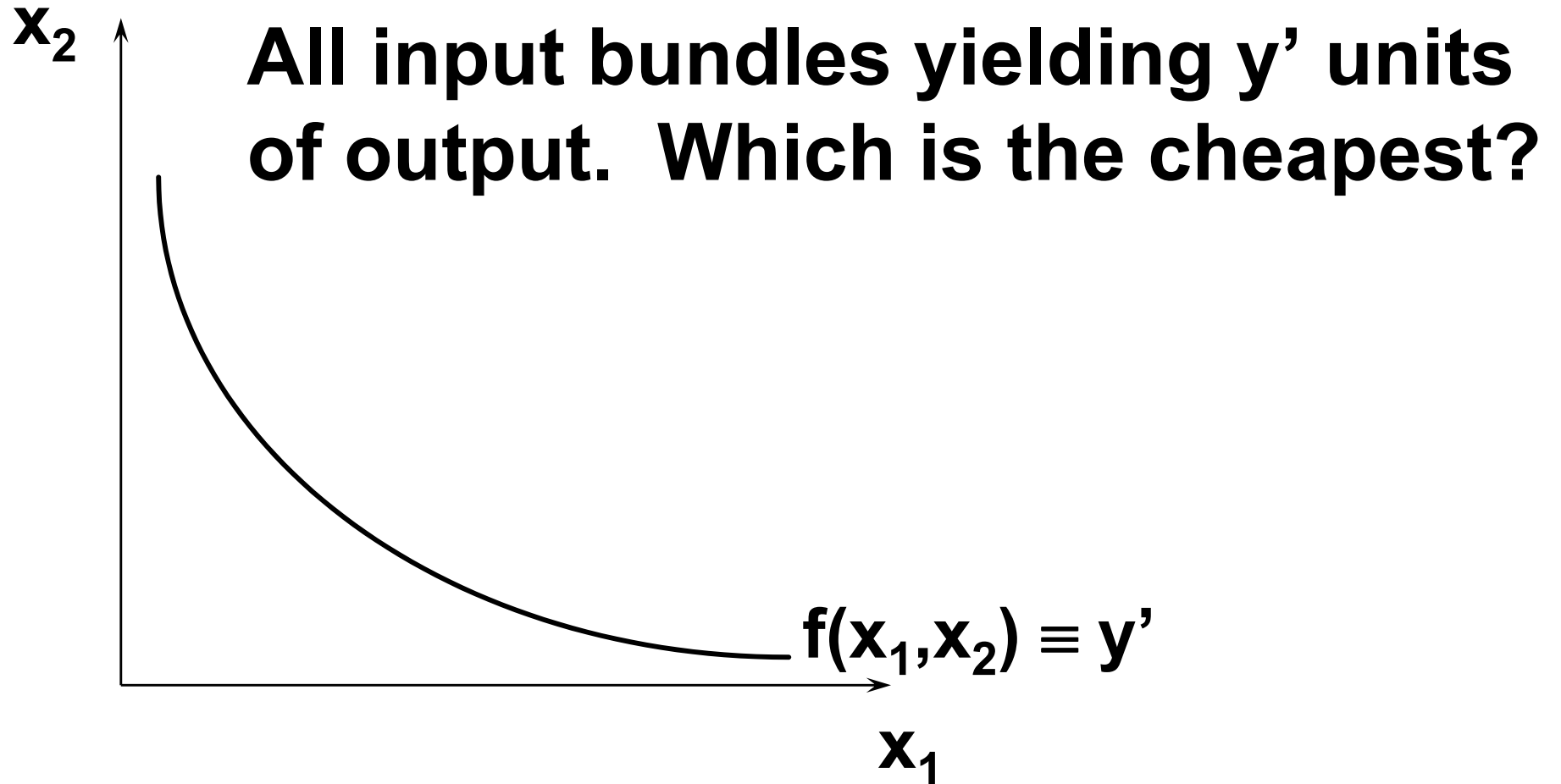
Iso-cost Lines



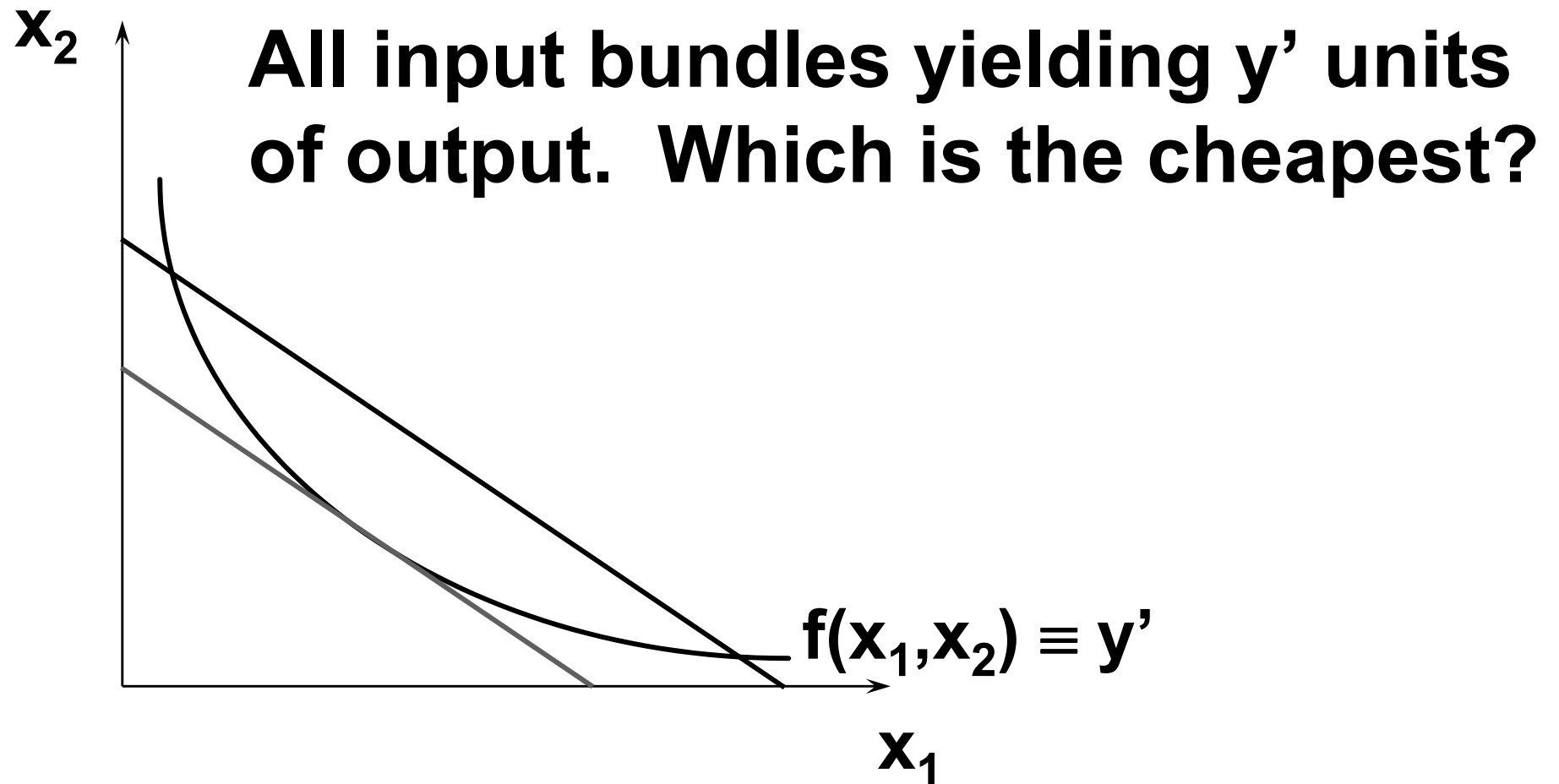
Iso-cost Lines



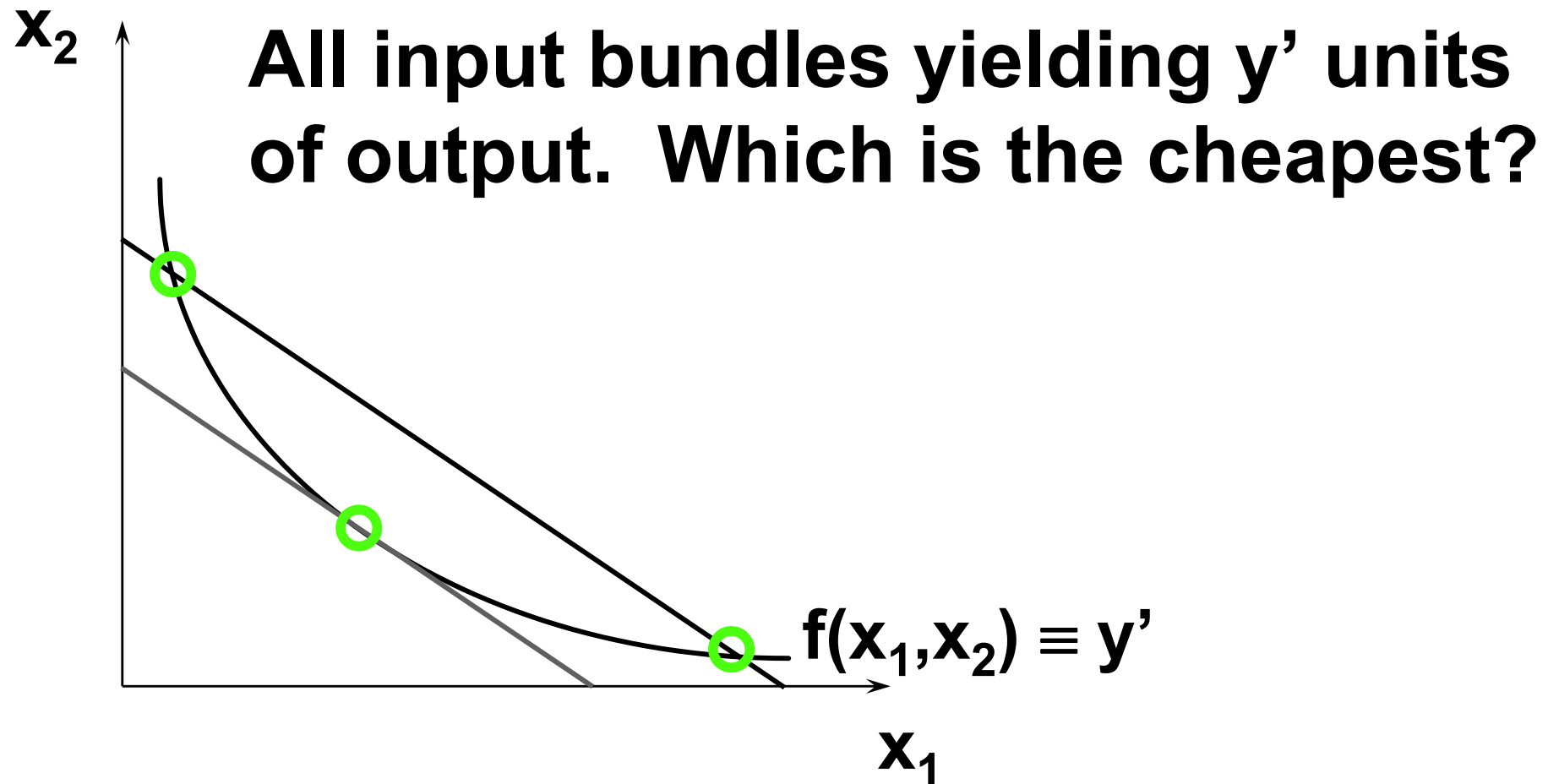
The y' -Output Unit Isoquant



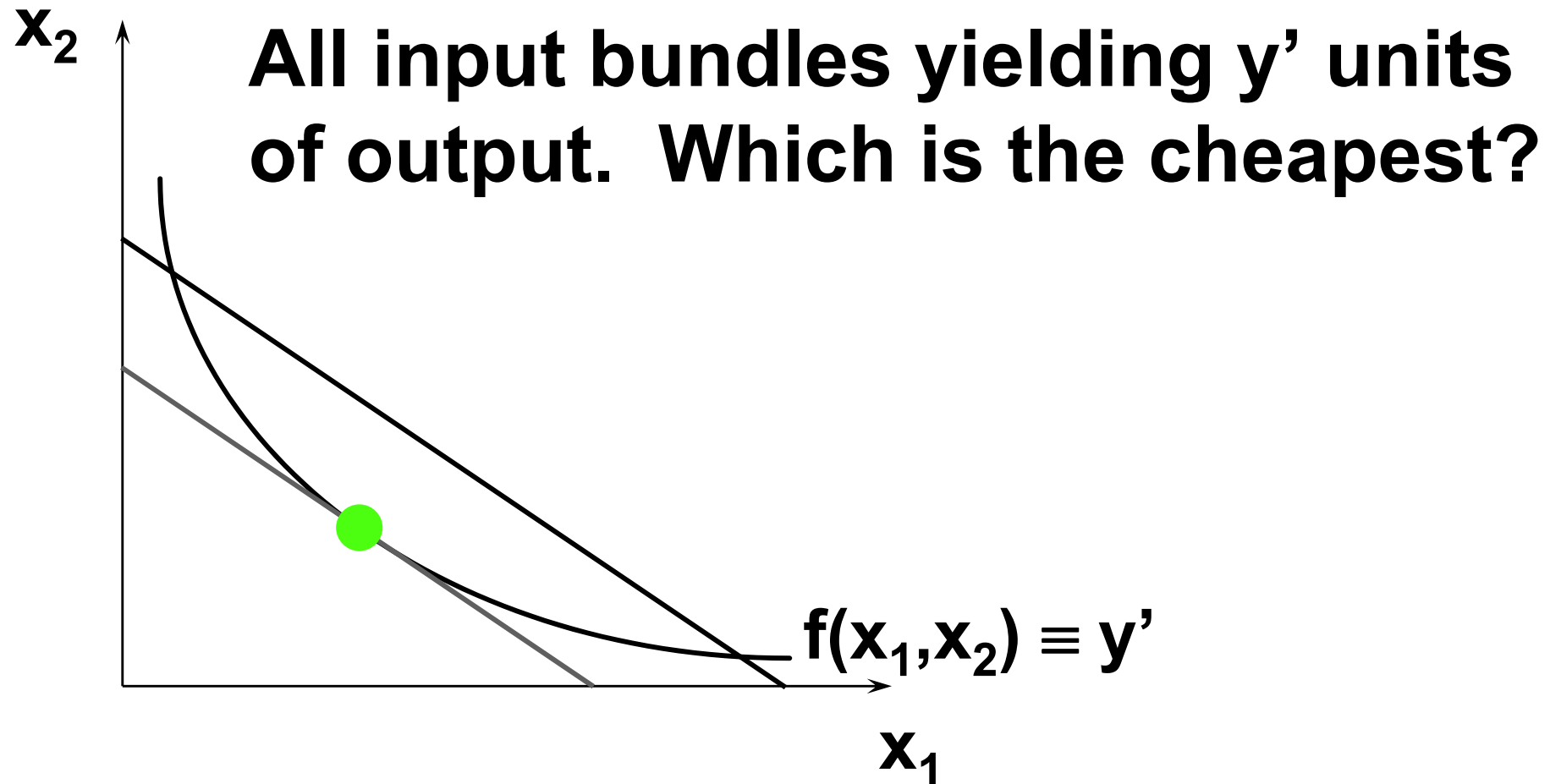
The Cost-Minimization Problem



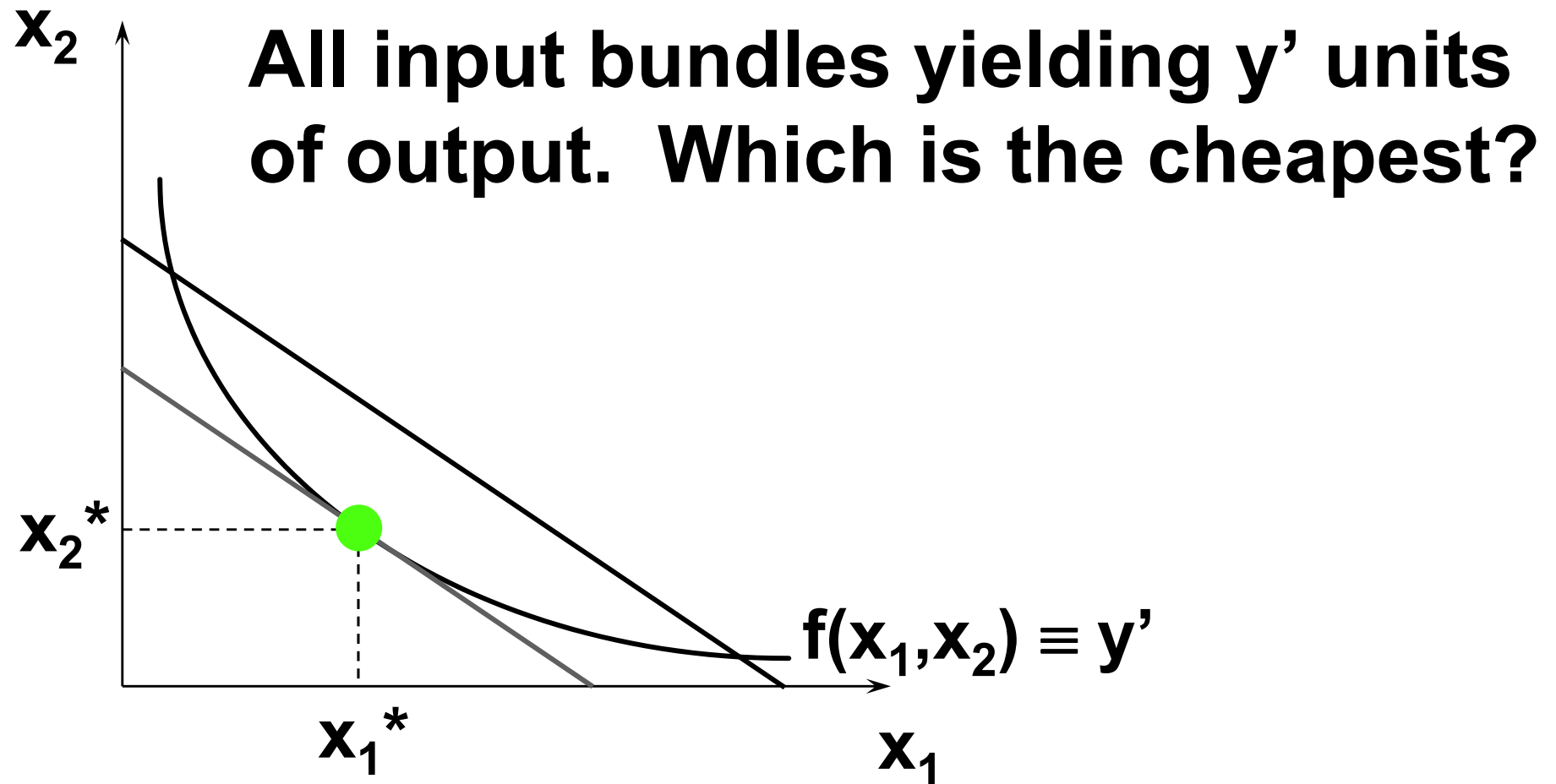
The Cost-Minimization Problem



The Cost-Minimization Problem



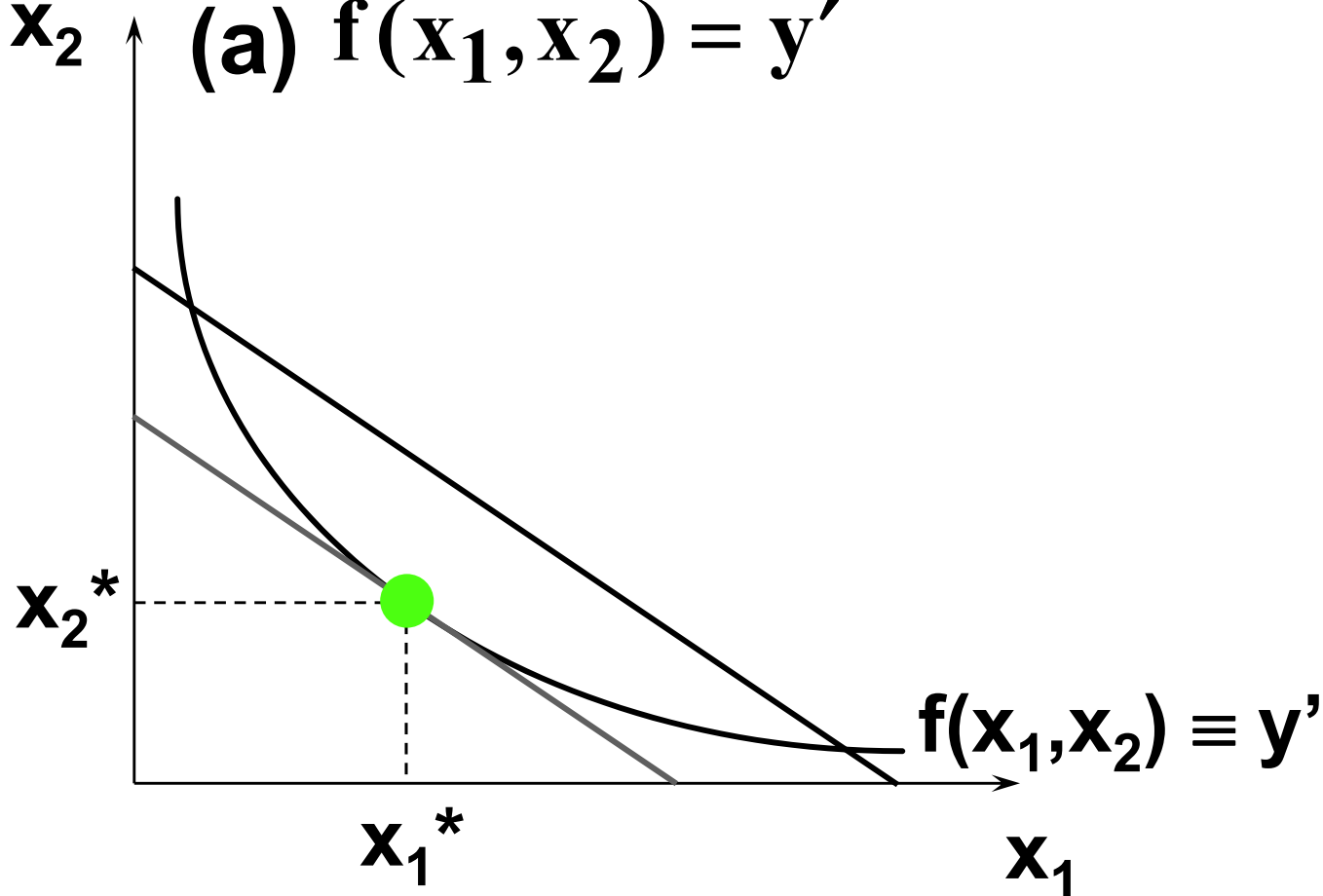
The Cost-Minimization Problem



The Cost-Minimization Problem

At an interior cost-min input bundle:

(a) $f(x_1^*, x_2^*) = y'$

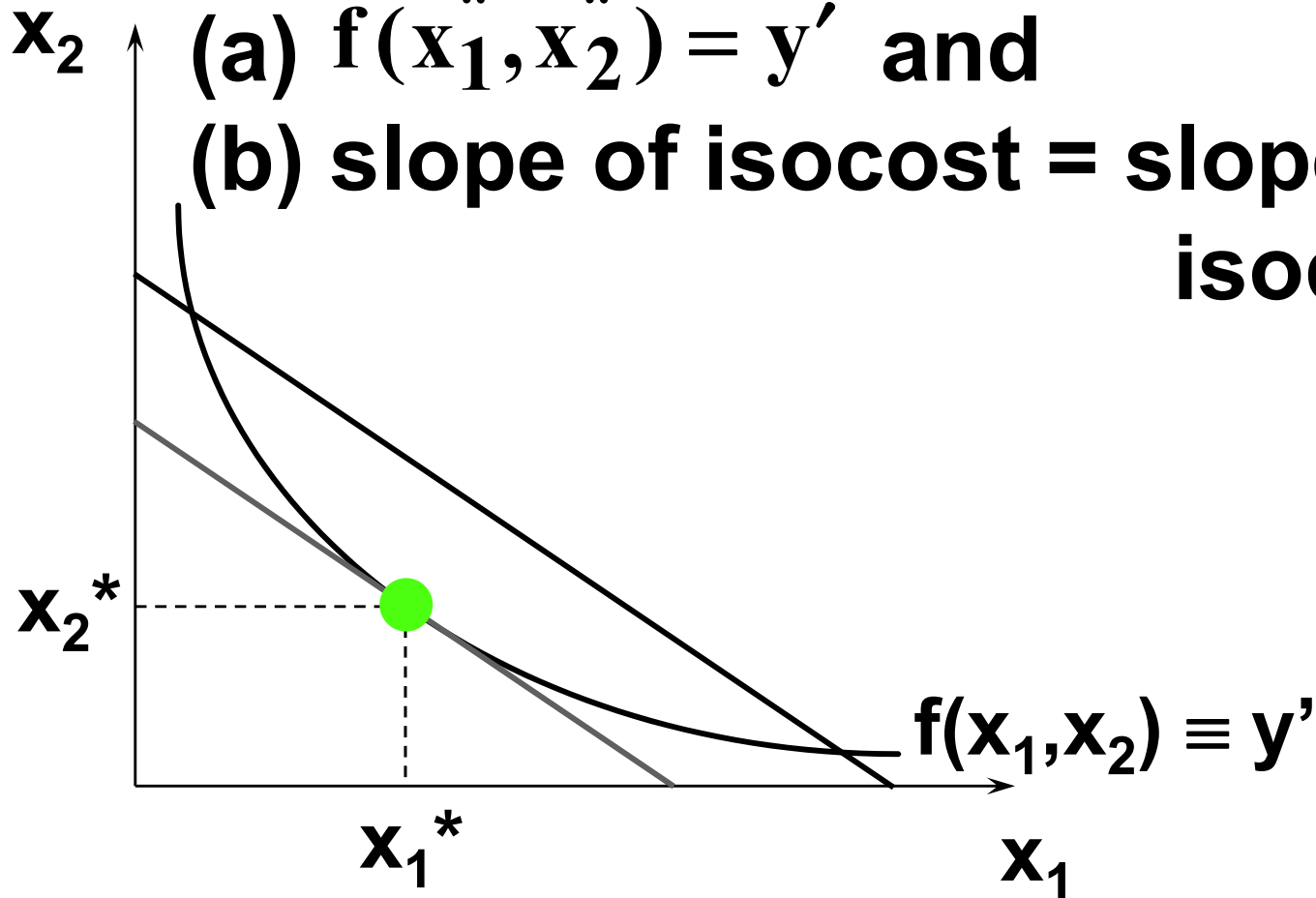


The Cost-Minimization Problem

At an interior cost-min input bundle:

(a) $f(x_1^*, x_2^*) = y'$ and

(b) slope of isocost = slope of isoquant



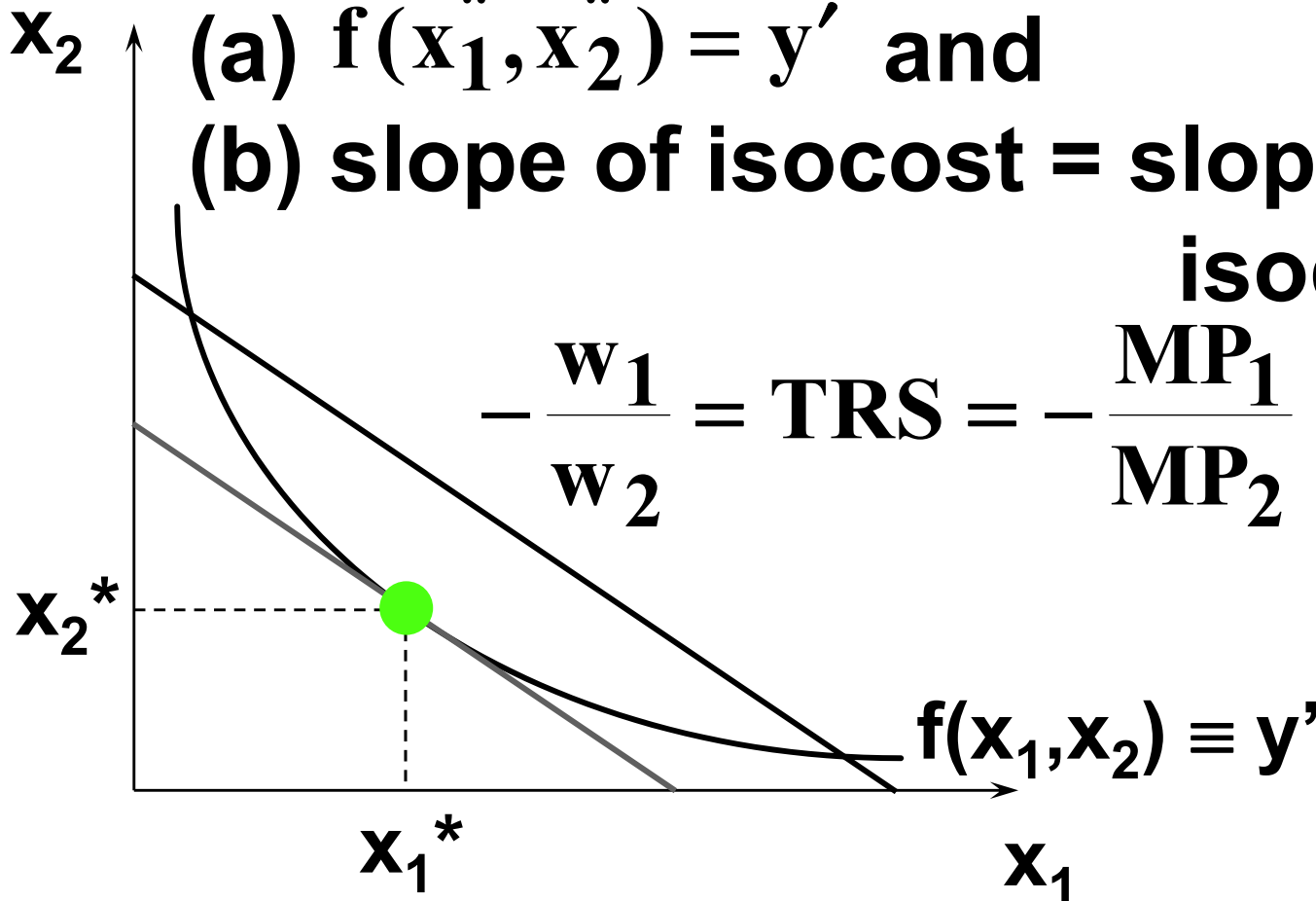
The Cost-Minimization Problem

At an interior cost-min input bundle:

(a) $f(x_1^*, x_2^*) = y'$ and

(b) slope of isocost = slope of isoquant; i.e.

$$-\frac{w_1}{w_2} = \text{TRS} = -\frac{\text{MP}_1}{\text{MP}_2} \text{ at } (x_1^*, x_2^*).$$



A Cobb-Douglas Example of Cost Minimization

- ◆ **A firm's Cobb-Douglas production**

function is

$$y = f(x_1, x_2) = x_1^{1/3} x_2^{2/3}.$$

- ◆ **Input prices are w_1 and w_2 .**
- ◆ **What are the firm's conditional input demand functions?**

A Cobb-Douglas Example of Cost Minimization

**At the input bundle (x_1^*, x_2^*) which minimizes
the cost of producing y output units:**

(a) $y = (x_1^*)^{1/3} (x_2^*)^{2/3}$ **and**

(b)

$$\begin{aligned} -\frac{w_1}{w_2} &= -\frac{\partial y / \partial x_1}{\partial y / \partial x_2} = -\frac{(1/3)(x_1^*)^{-2/3} (x_2^*)^{2/3}}{(2/3)(x_1^*)^{1/3} (x_2^*)^{-1/3}} \\ &= -\frac{x_2^*}{2x_1^*}. \end{aligned}$$

A Cobb-Douglas Example of Cost Minimization

$$(a) \quad y = (x_1^*)^{1/3} (x_2^*)^{2/3} \quad (b) \quad \frac{w_1}{w_2} = \frac{x_2^*}{2x_1^*}.$$

A Cobb-Douglas Example of Cost Minimization

$$\text{(a) } y = (x_1^*)^{1/3} (x_2^*)^{2/3} \quad \text{(b) } \frac{w_1}{w_2} = \frac{x_2^*}{2x_1^*}.$$

$$\text{From (b), } x_2^* = \frac{2w_1}{w_2} x_1^*.$$

A Cobb-Douglas Example of Cost Minimization

$$(a) \ y = (x_1^*)^{1/3} (x_2^*)^{2/3} \quad (b) \ \frac{w_1}{w_2} = \frac{x_2^*}{2x_1^*}.$$

From (b), $x_2^* = \frac{2w_1}{w_2} x_1^*$.

Now substitute into (a) to get

$$y = (x_1^*)^{1/3} \left(\frac{2w_1}{w_2} x_1^* \right)^{2/3}$$

A Cobb-Douglas Example of Cost Minimization

$$(a) \ y = (x_1^*)^{1/3} (x_2^*)^{2/3} \quad (b) \ \frac{w_1}{w_2} = \frac{x_2^*}{2x_1^*}.$$

From (b), $x_2^* = \frac{2w_1}{w_2} x_1^*$.

Now substitute into (a) to get

$$y = (x_1^*)^{1/3} \left(\frac{2w_1}{w_2} x_1^* \right)^{2/3} = \left(\frac{2w_1}{w_2} \right)^{2/3} x_1^*.$$

A Cobb-Douglas Example of Cost Minimization

$$(a) \ y = (x_1^*)^{1/3} (x_2^*)^{2/3} \quad (b) \ \frac{w_1}{w_2} = \frac{x_2^*}{2x_1^*}.$$

From (b), $x_2^* = \frac{2w_1}{w_2} x_1^*$.

Now substitute into (a) to get

$$y = (x_1^*)^{1/3} \left(\frac{2w_1}{w_2} x_1^* \right)^{2/3} = \left(\frac{2w_1}{w_2} \right)^{2/3} x_1^*.$$

So $x_1^* = \left(\frac{w_2}{2w_1} \right)^{2/3} y$ is the firm's conditional demand for input 1.

A Cobb-Douglas Example of Cost Minimization

Since $x_2^* = \frac{2w_1}{w_2} x_1^*$ and $x_1^* = \left(\frac{w_2}{2w_1} \right)^{2/3} y$

$$x_2^* = \frac{2w_1}{w_2} \left(\frac{w_2}{2w_1} \right)^{2/3} y = \left(\frac{2w_1}{w_2} \right)^{1/3} y$$

is the firm's conditional demand for input 2.

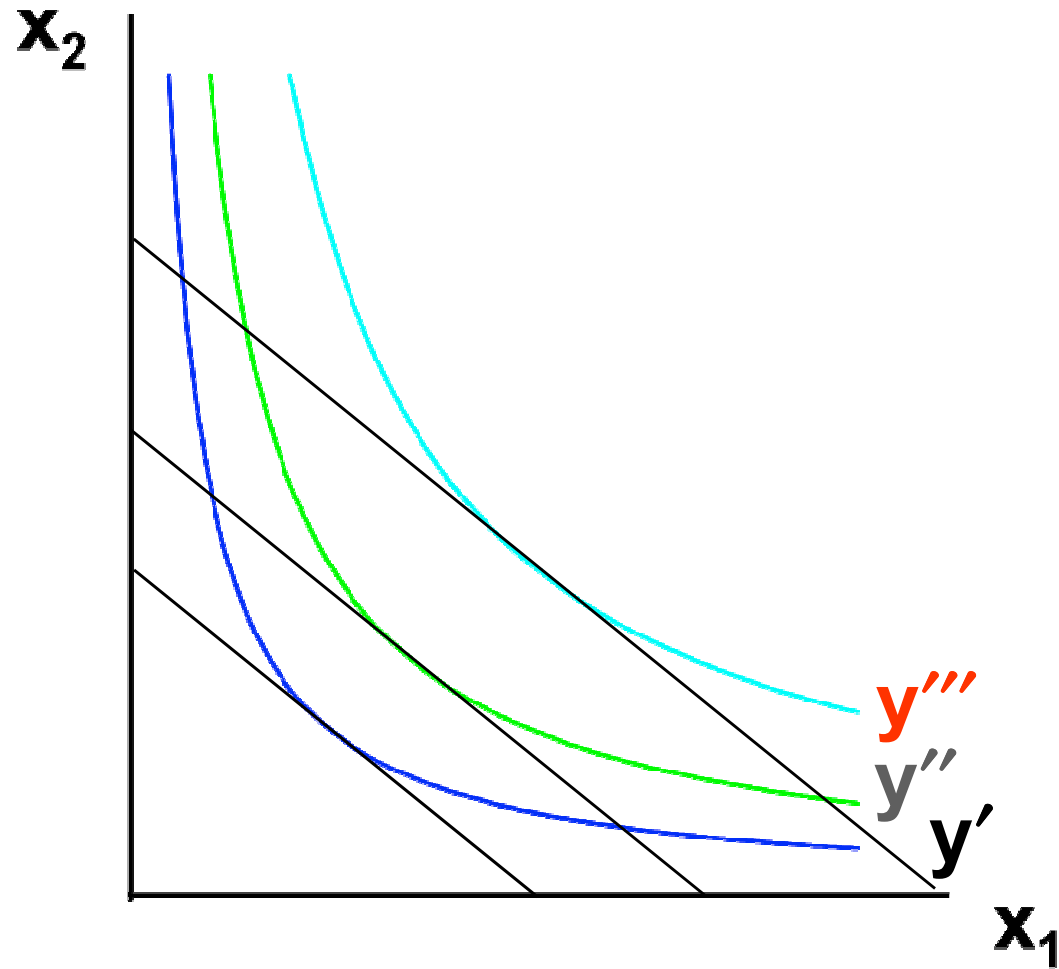
A Cobb-Douglas Example of Cost Minimization

**So the cheapest input bundle yielding y
output units is**

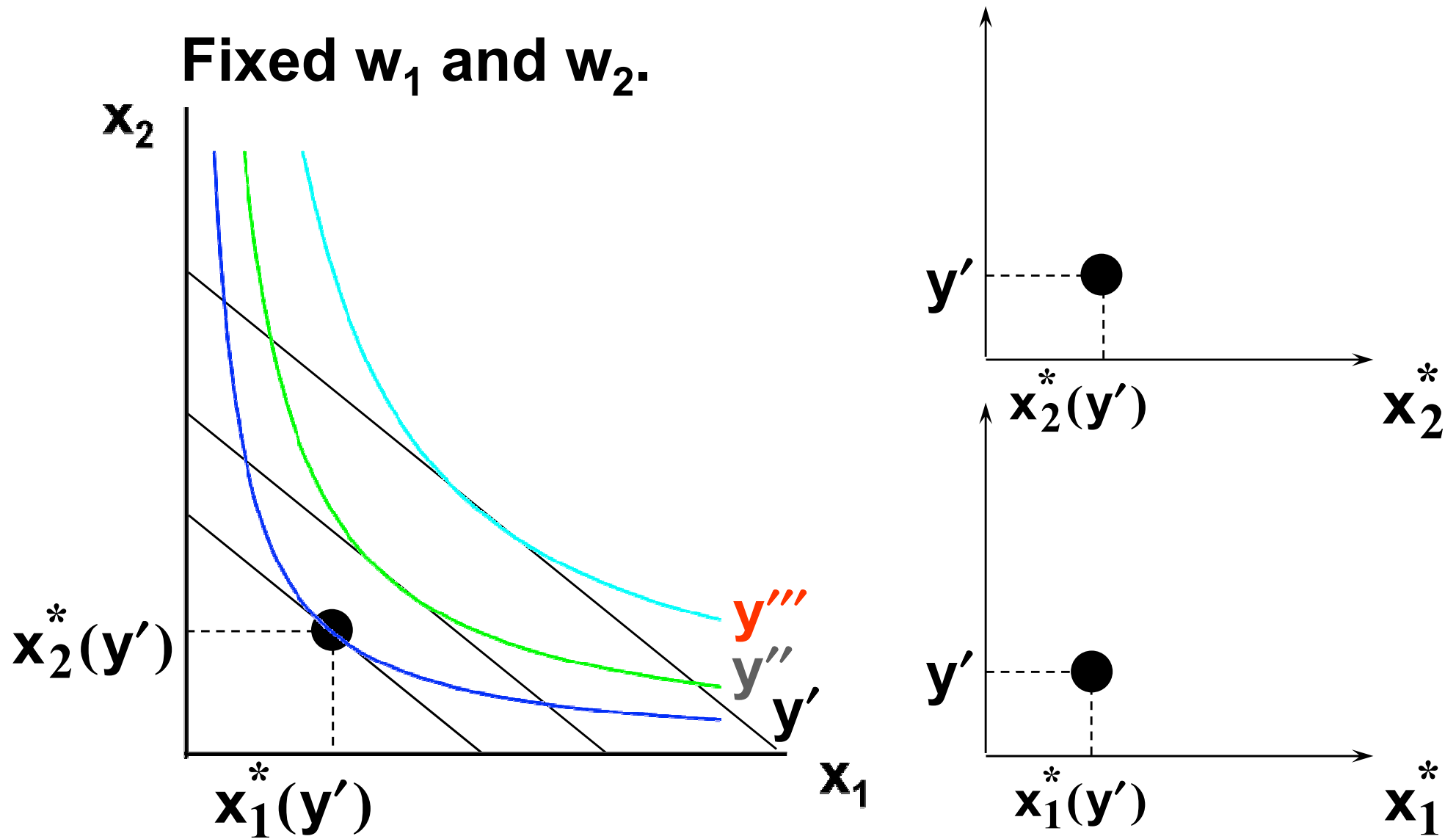
$$\begin{aligned} & \left(x_1^*(w_1, w_2, y), x_2^*(w_1, w_2, y) \right) \\ &= \left(\left(\frac{w_2}{2w_1} \right)^{2/3} y, \left(\frac{2w_1}{w_2} \right)^{1/3} y \right). \end{aligned}$$

Conditional Input Demand Curves

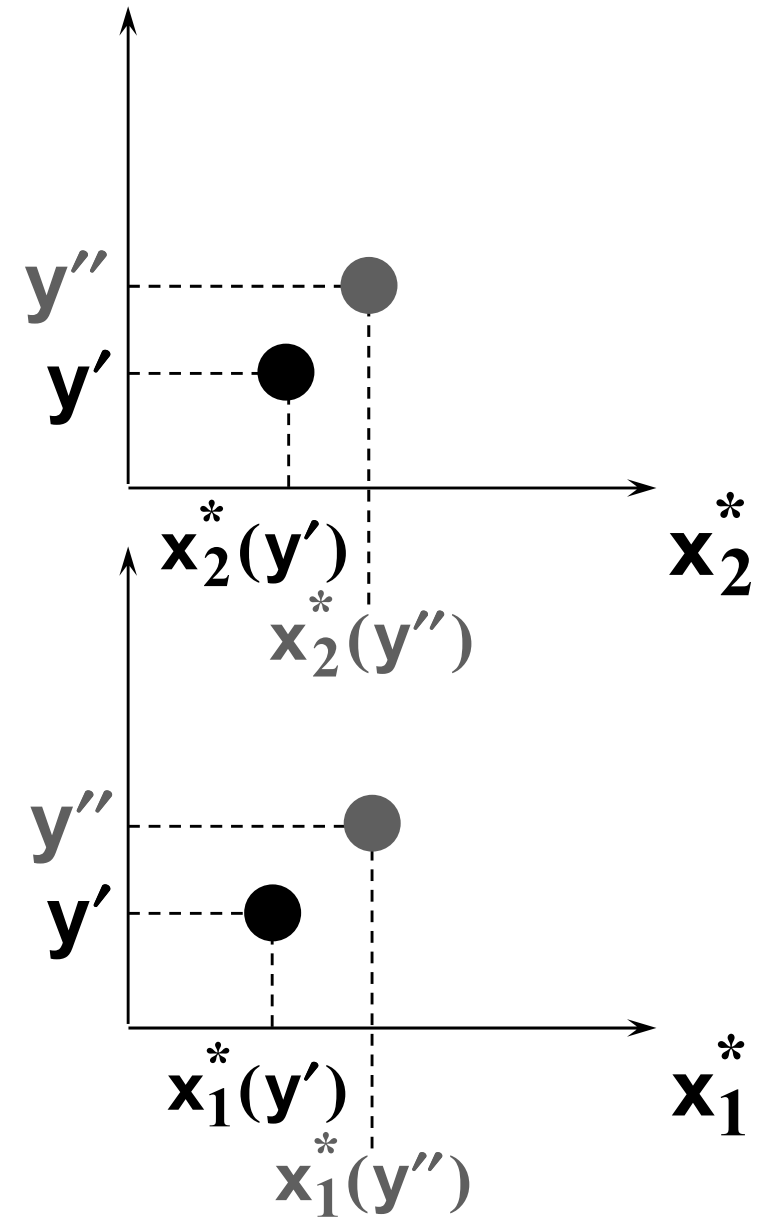
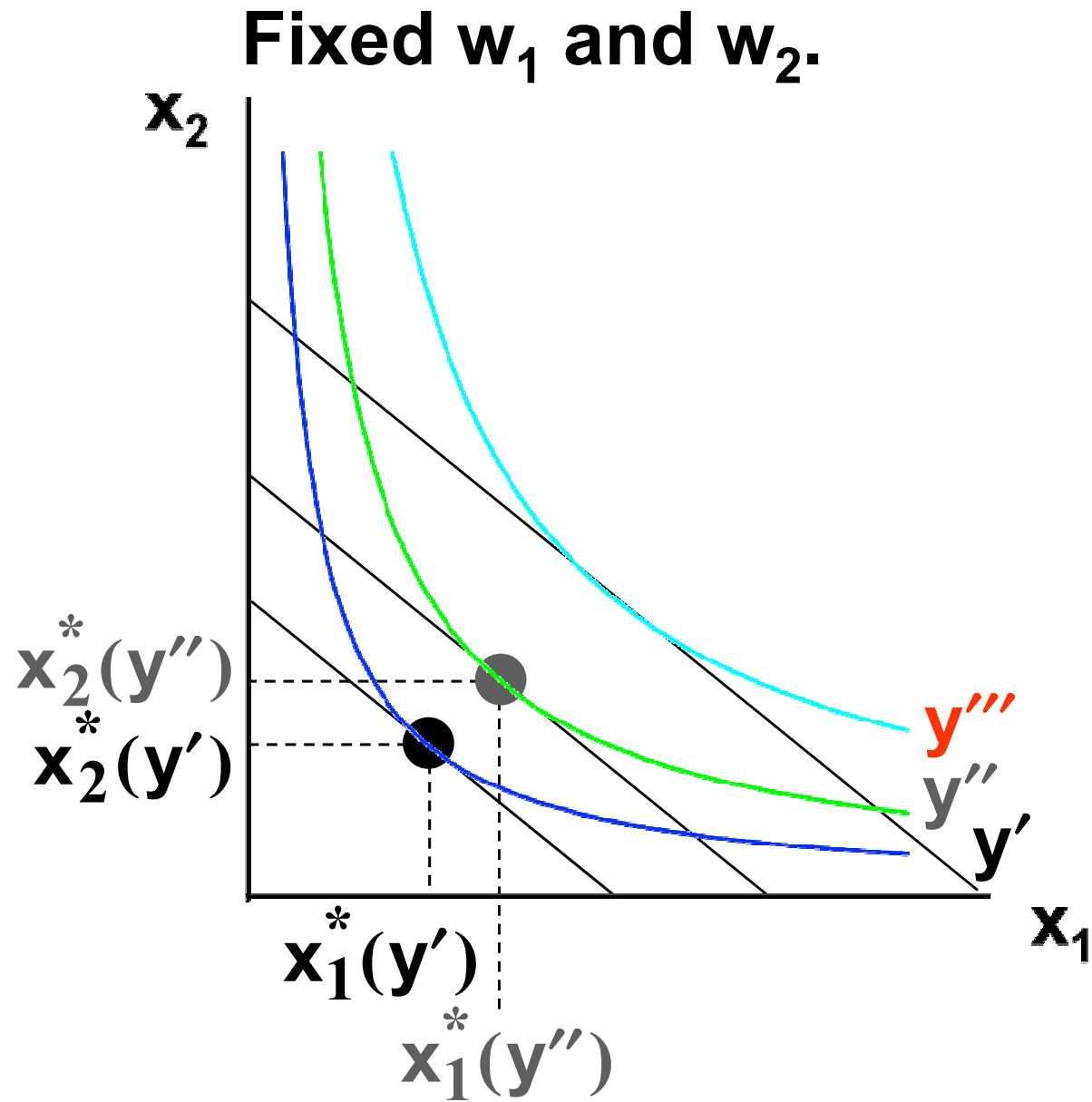
Fixed w_1 and w_2 .



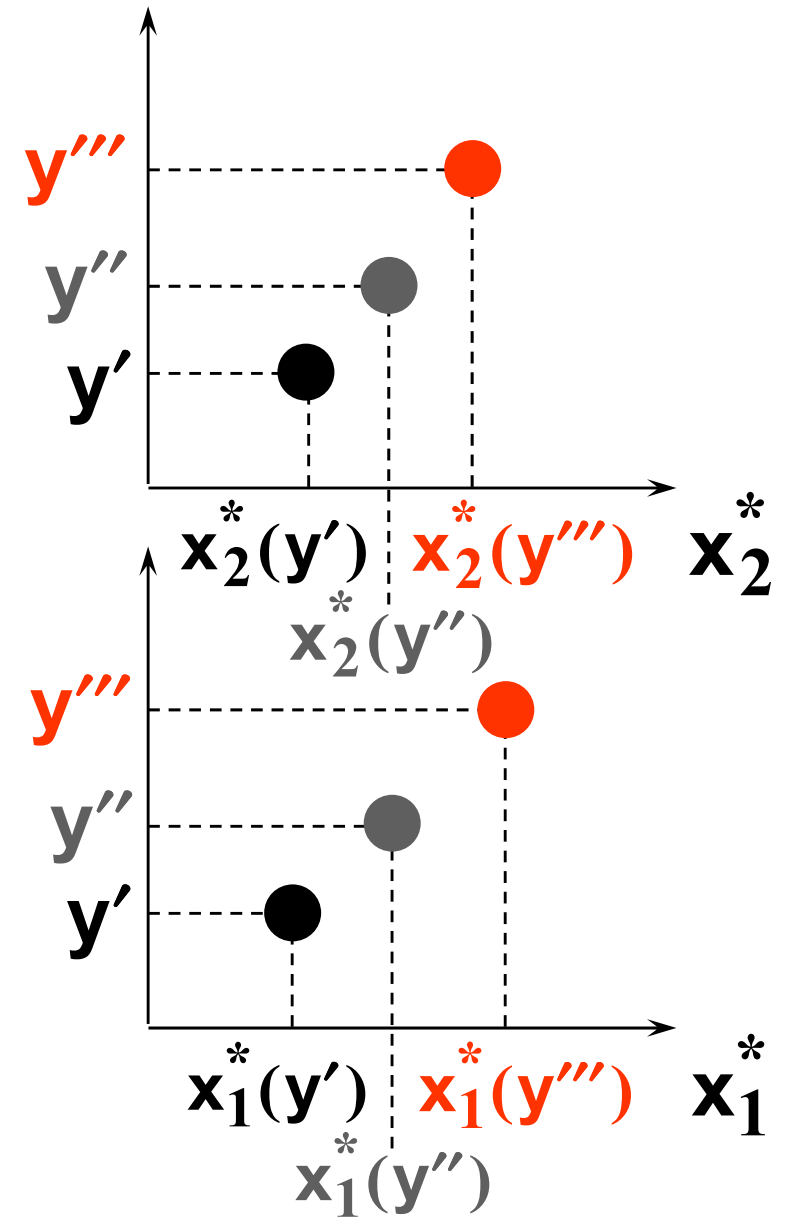
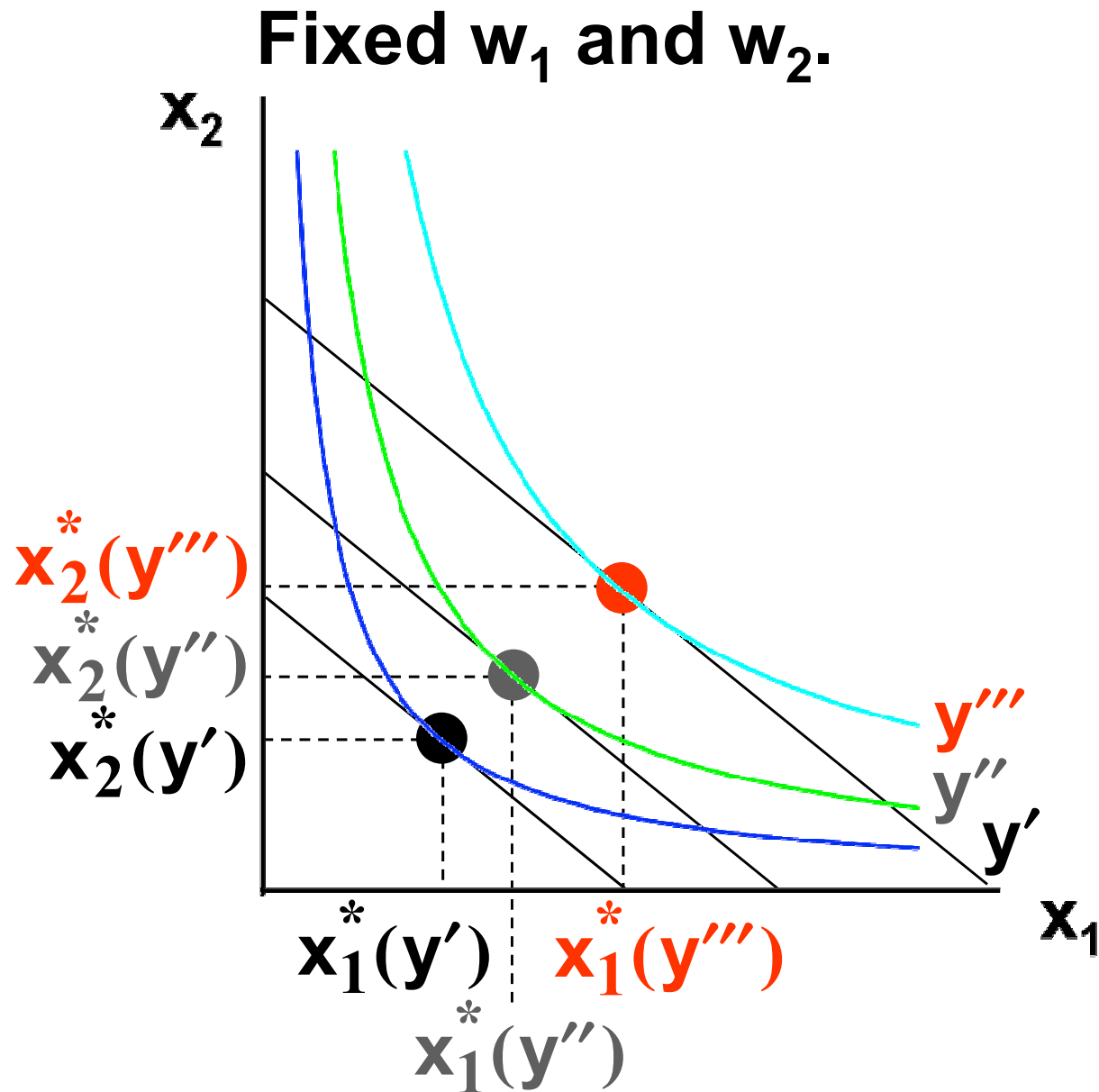
Conditional Input Demand Curves



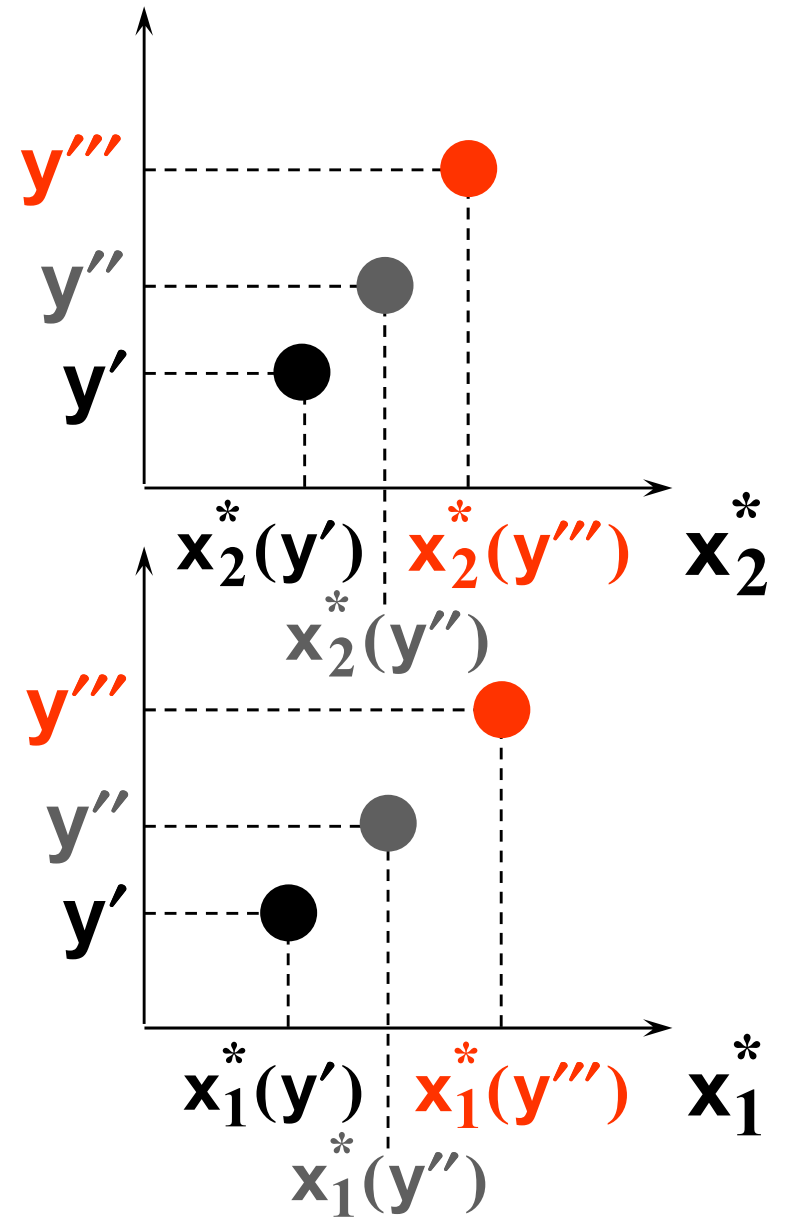
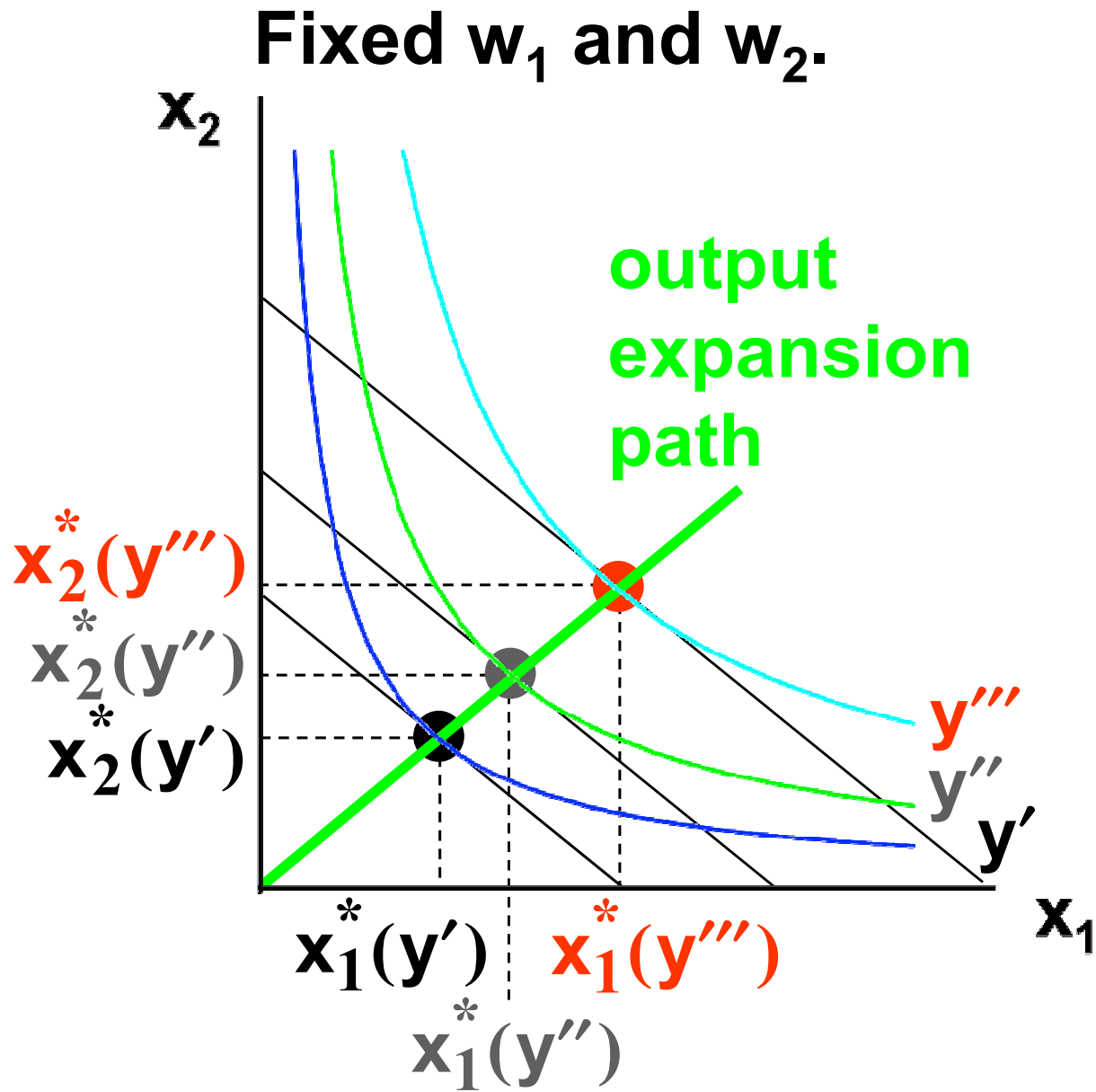
Conditional Input Demand Curves



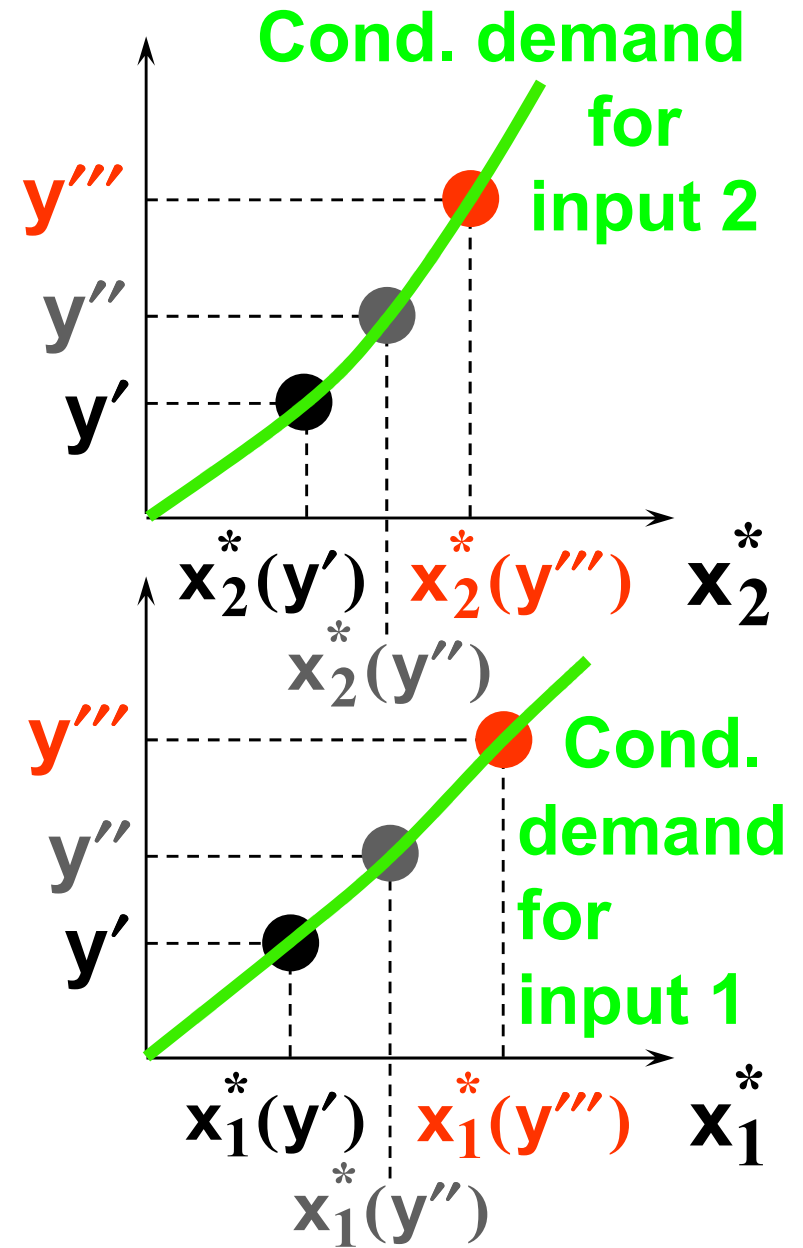
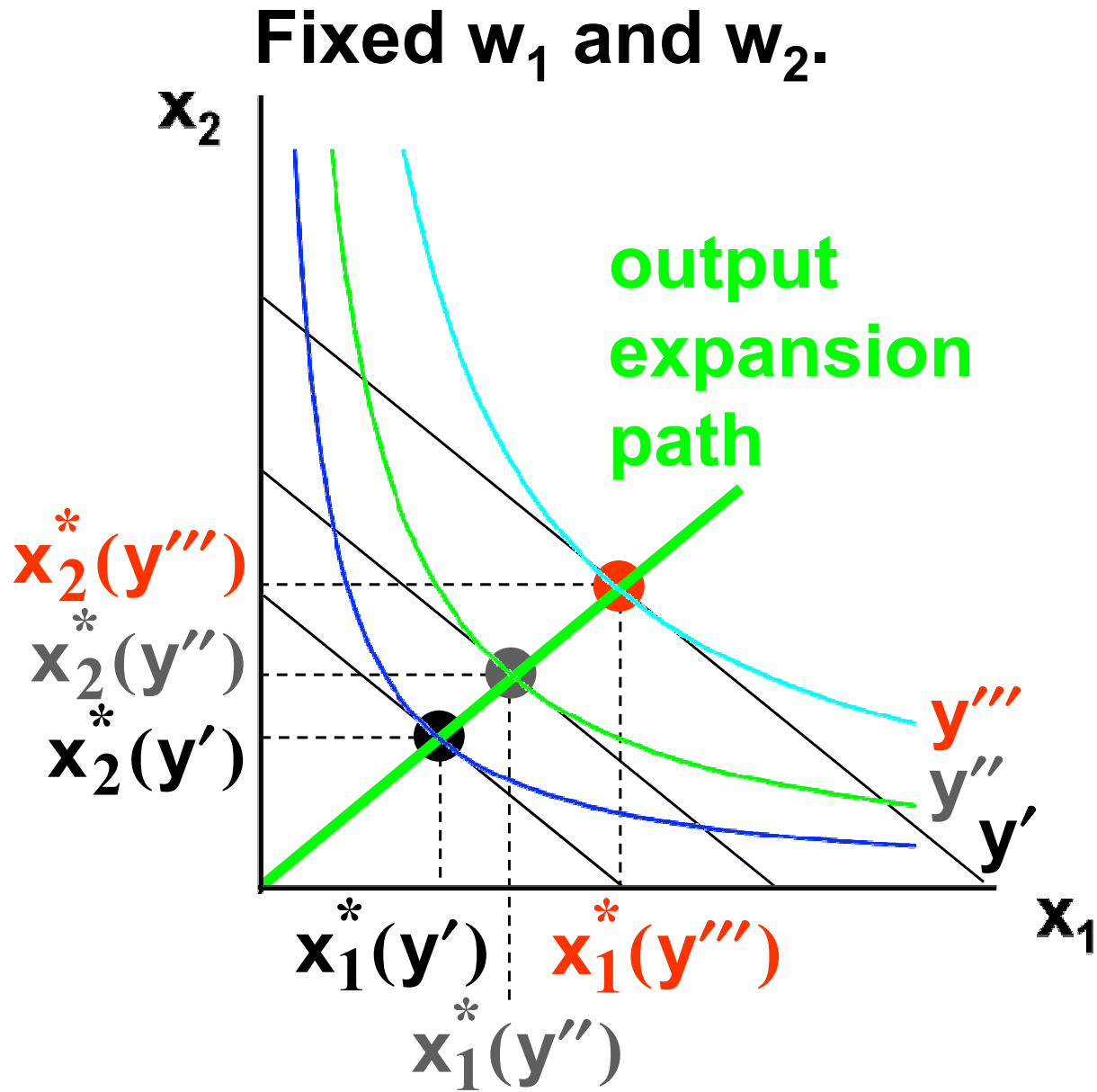
Conditional Input Demand Curves



Conditional Input Demand Curves



Conditional Input Demand Curves



A Cobb-Douglas Example of Cost Minimization

For the production function

$$y = f(x_1, x_2) = x_1^{1/3} x_2^{2/3}$$

the cheapest input bundle yielding y output units is

$$\begin{aligned} & \left(x_1^*(w_1, w_2, y), x_2^*(w_1, w_2, y) \right) \\ &= \left(\left(\frac{w_2}{2w_1} \right)^{2/3} y, \left(\frac{2w_1}{w_2} \right)^{1/3} y \right). \end{aligned}$$

A Cobb-Douglas Example of Cost Minimization

So the firm's total cost function is

$$c(w_1, w_2, y) = w_1 x_1^*(w_1, w_2, y) + w_2 x_2^*(w_1, w_2, y)$$

A Cobb-Douglas Example of Cost Minimization

So the firm's total cost function is

$$\begin{aligned}c(w_1, w_2, y) &= w_1 x_1^*(w_1, w_2, y) + w_2 x_2^*(w_1, w_2, y) \\ &= w_1 \left(\frac{w_2}{2w_1} \right)^{2/3} y + w_2 \left(\frac{2w_1}{w_2} \right)^{1/3} y\end{aligned}$$

A Cobb-Douglas Example of Cost Minimization

So the firm's total cost function is

$$\begin{aligned}c(w_1, w_2, y) &= w_1 x_1^*(w_1, w_2, y) + w_2 x_2^*(w_1, w_2, y) \\ &= w_1 \left(\frac{w_2}{2w_1} \right)^{2/3} y + w_2 \left(\frac{2w_1}{w_2} \right)^{1/3} y \\ &= \left(\frac{1}{2} \right)^{2/3} w_1^{1/3} w_2^{2/3} y + 2^{1/3} w_1^{1/3} w_2^{2/3} y\end{aligned}$$

A Cobb-Douglas Example of Cost Minimization

So the firm's total cost function is

$$\begin{aligned}c(w_1, w_2, y) &= w_1 x_1^*(w_1, w_2, y) + w_2 x_2^*(w_1, w_2, y) \\ &= w_1 \left(\frac{w_2}{2w_1} \right)^{2/3} y + w_2 \left(\frac{2w_1}{w_2} \right)^{1/3} y \\ &= \left(\frac{1}{2} \right)^{2/3} w_1^{1/3} w_2^{2/3} y + 2^{1/3} w_1^{1/3} w_2^{2/3} y \\ &= 3 \left(\frac{w_1 w_2^2}{4} \right)^{1/3} y.\end{aligned}$$

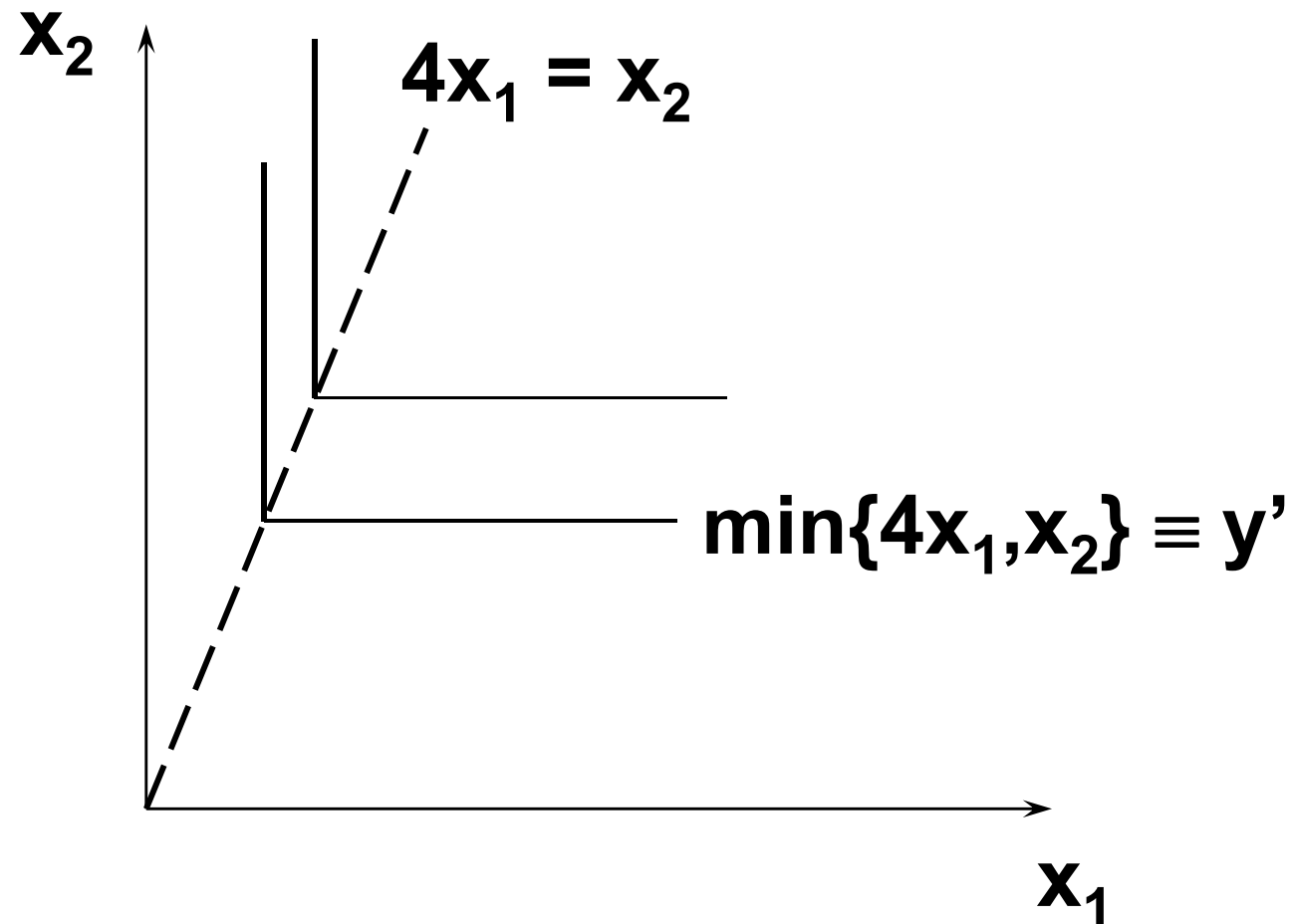
A Perfect Complements Example of Cost Minimization

- ◆ The firm's production function is

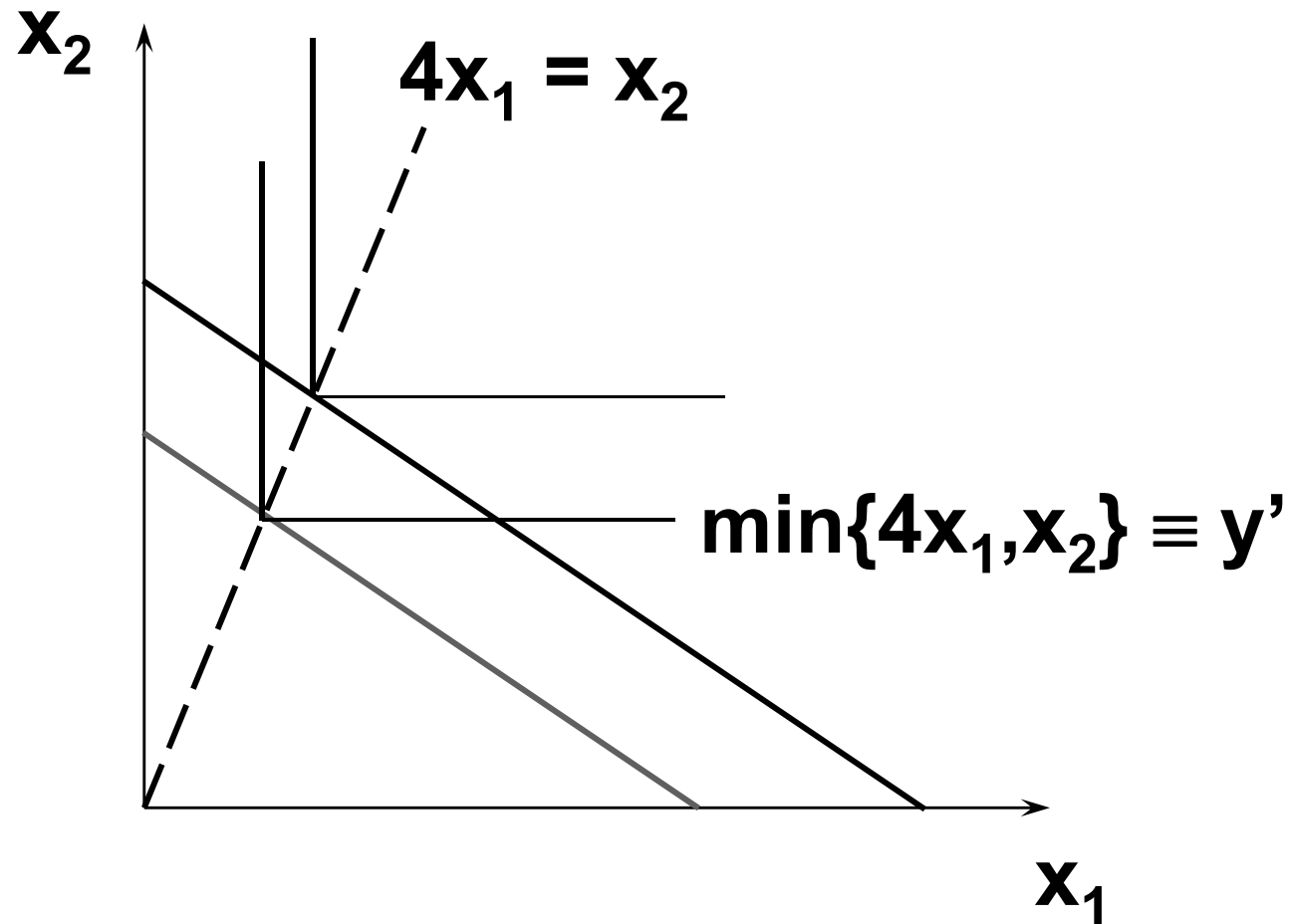
$$y = \min\{4x_1, x_2\}.$$

- ◆ Input prices w_1 and w_2 are given.
- ◆ What are the firm's conditional demands for inputs 1 and 2?
- ◆ What is the firm's total cost function?

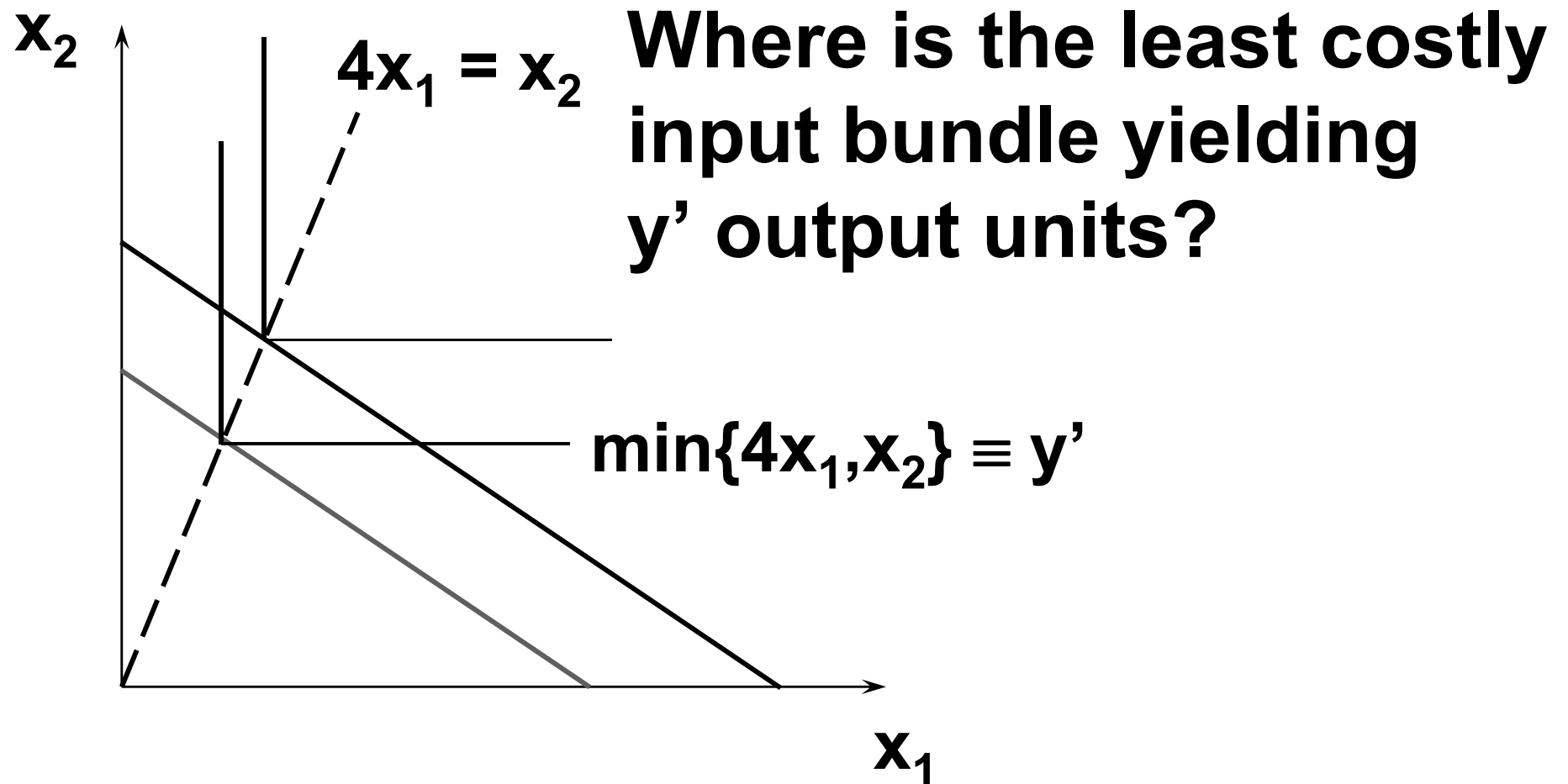
A Perfect Complements Example of Cost Minimization



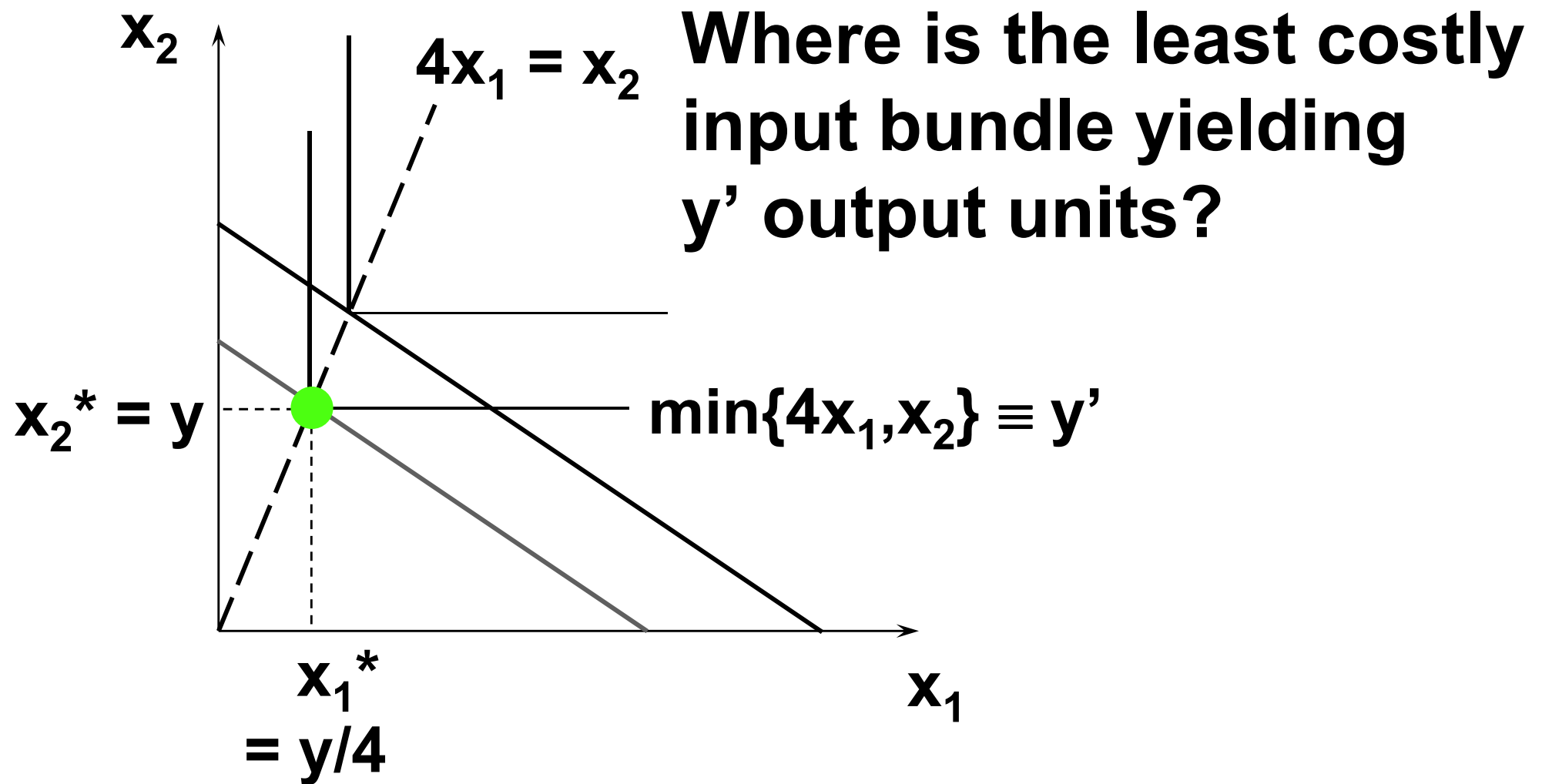
A Perfect Complements Example of Cost Minimization



A Perfect Complements Example of Cost Minimization



A Perfect Complements Example of Cost Minimization



A Perfect Complements Example of Cost Minimization

The firm's production function is

$$y = \min\{4x_1, x_2\}$$

and the conditional input demands are

$$x_1^*(w_1, w_2, y) = \frac{y}{4} \quad \text{and} \quad x_2^*(w_1, w_2, y) = y.$$

A Perfect Complements Example of Cost Minimization

The firm's production function is

$$y = \min\{4x_1, x_2\}$$

and the conditional input demands are

$$x_1^*(w_1, w_2, y) = \frac{y}{4} \quad \text{and} \quad x_2^*(w_1, w_2, y) = y.$$

So the firm's total cost function is

$$c(w_1, w_2, y) = w_1 x_1^*(w_1, w_2, y) \\ + w_2 x_2^*(w_1, w_2, y)$$

A Perfect Complements Example of Cost Minimization

The firm's production function is

$$y = \min\{4x_1, x_2\}$$

and the conditional input demands are

$$x_1^*(w_1, w_2, y) = \frac{y}{4} \quad \text{and} \quad x_2^*(w_1, w_2, y) = y.$$

So the firm's total cost function is

$$\begin{aligned} c(w_1, w_2, y) &= w_1 x_1^*(w_1, w_2, y) \\ &\quad + w_2 x_2^*(w_1, w_2, y) \\ &= w_1 \frac{y}{4} + w_2 y = \left(\frac{w_1}{4} + w_2 \right) y. \end{aligned}$$

Average Total Production Costs

- ◆ For positive output levels y , a firm's average total cost of producing y units is

$$AC(w_1, w_2, y) = \frac{c(w_1, w_2, y)}{y}.$$

Returns-to-Scale and Av. Total Costs

- ◆ **The returns-to-scale properties of a firm's technology determine how average production costs change with output level.**
- ◆ **Our firm is presently producing y' output units.**
- ◆ **How does the firm's average production cost change if it instead produces $2y'$ units of output?**

Constant Returns-to-Scale and Average Total Costs

- ◆ **If a firm's technology exhibits constant returns-to-scale then doubling its output level from y' to $2y'$ requires doubling all input levels.**

Constant Returns-to-Scale and Average Total Costs

- ◆ **If a firm's technology exhibits constant returns-to-scale then doubling its output level from y' to $2y'$ requires doubling all input levels.**
- ◆ **Total production cost doubles.**

Constant Returns-to-Scale and Average Total Costs

- ◆ **If a firm's technology exhibits constant returns-to-scale then doubling its output level from y' to $2y'$ requires doubling all input levels.**
- ◆ **Total production cost doubles.**
- ◆ **Average production cost does not change.**

Decreasing Returns-to-Scale and Average Total Costs

- ◆ **If a firm's technology exhibits decreasing returns-to-scale then doubling its output level from y' to $2y'$ requires more than doubling all input levels.**

Decreasing Returns-to-Scale and Average Total Costs

- ◆ **If a firm's technology exhibits decreasing returns-to-scale then doubling its output level from y' to $2y'$ requires more than doubling all input levels.**
- ◆ **Total production cost more than doubles.**

Decreasing Returns-to-Scale and Average Total Costs

- ◆ **If a firm's technology exhibits decreasing returns-to-scale then doubling its output level from y' to $2y'$ requires more than doubling all input levels.**
- ◆ **Total production cost more than doubles.**
- ◆ **Average production cost increases.**

Increasing Returns-to-Scale and Average Total Costs

- ◆ **If a firm's technology exhibits increasing returns-to-scale then doubling its output level from y' to $2y'$ requires less than doubling all input levels.**

Increasing Returns-to-Scale and Average Total Costs

- ◆ **If a firm's technology exhibits increasing returns-to-scale then doubling its output level from y' to $2y'$ requires less than doubling all input levels.**
- ◆ **Total production cost less than doubles.**

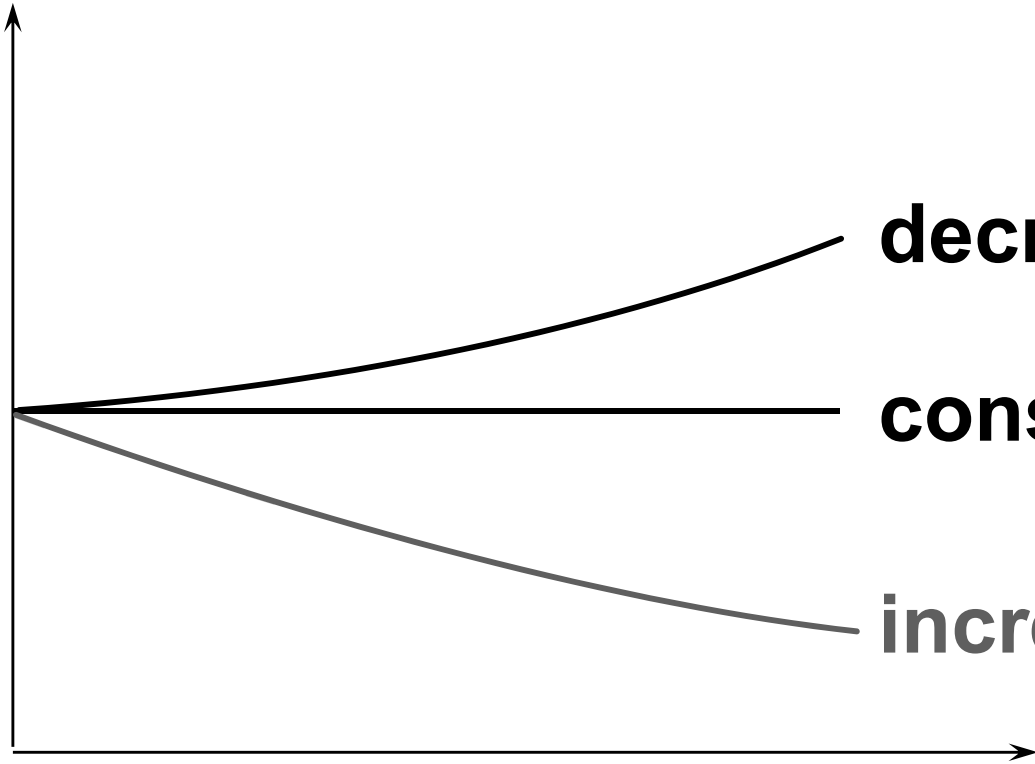
Increasing Returns-to-Scale and Average Total Costs

- ◆ **If a firm's technology exhibits increasing returns-to-scale then doubling its output level from y' to $2y'$ requires less than doubling all input levels.**
- ◆ **Total production cost less than doubles.**
- ◆ **Average production cost decreases.**

Returns-to-Scale and Av. Total Costs

\$/output unit

AC(y)



decreasing r.t.s.

constant r.t.s.

increasing r.t.s.

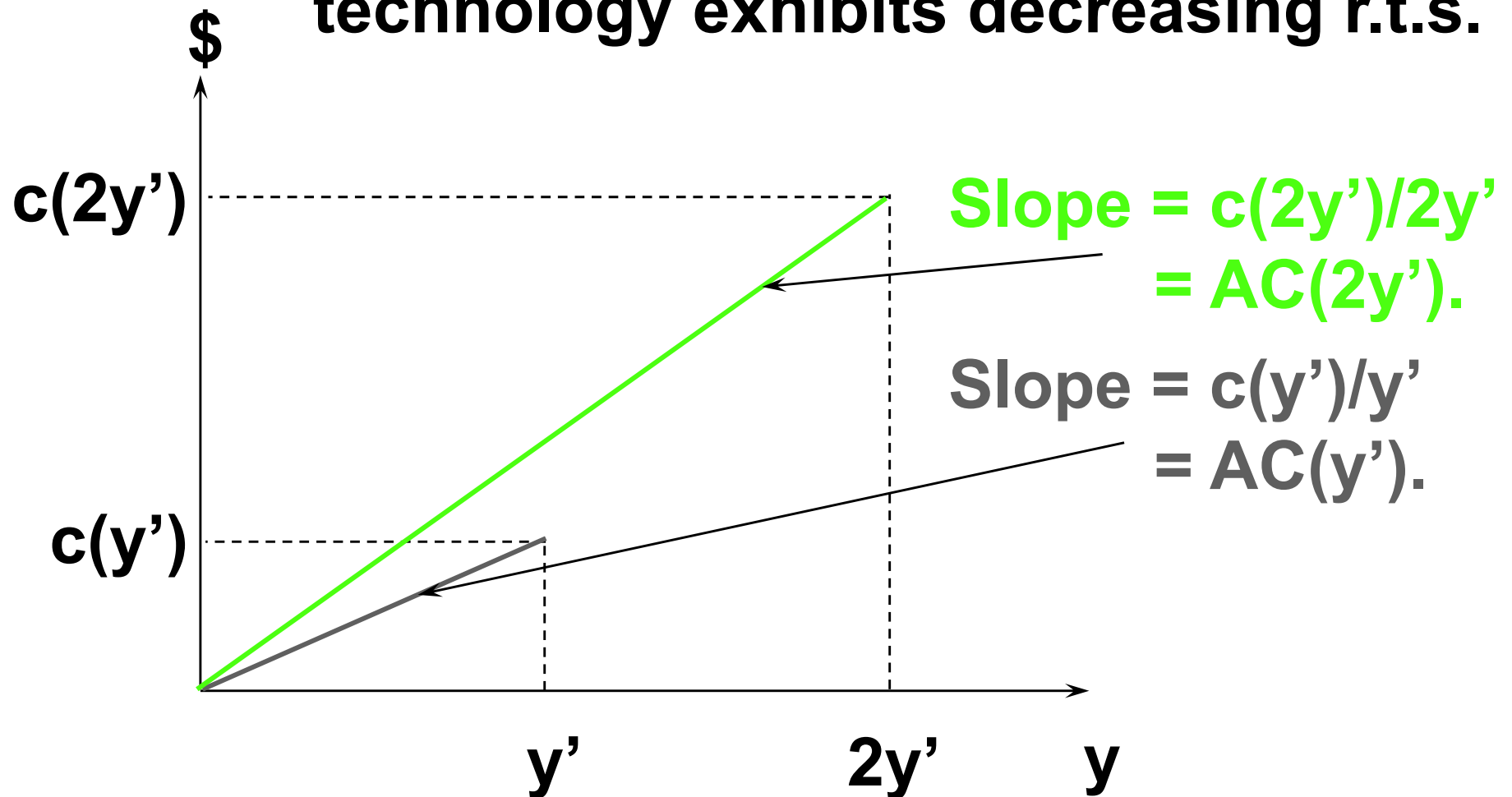
y

Returns-to-Scale and Total Costs

- ◆ **What does this imply for the shapes of total cost functions?**

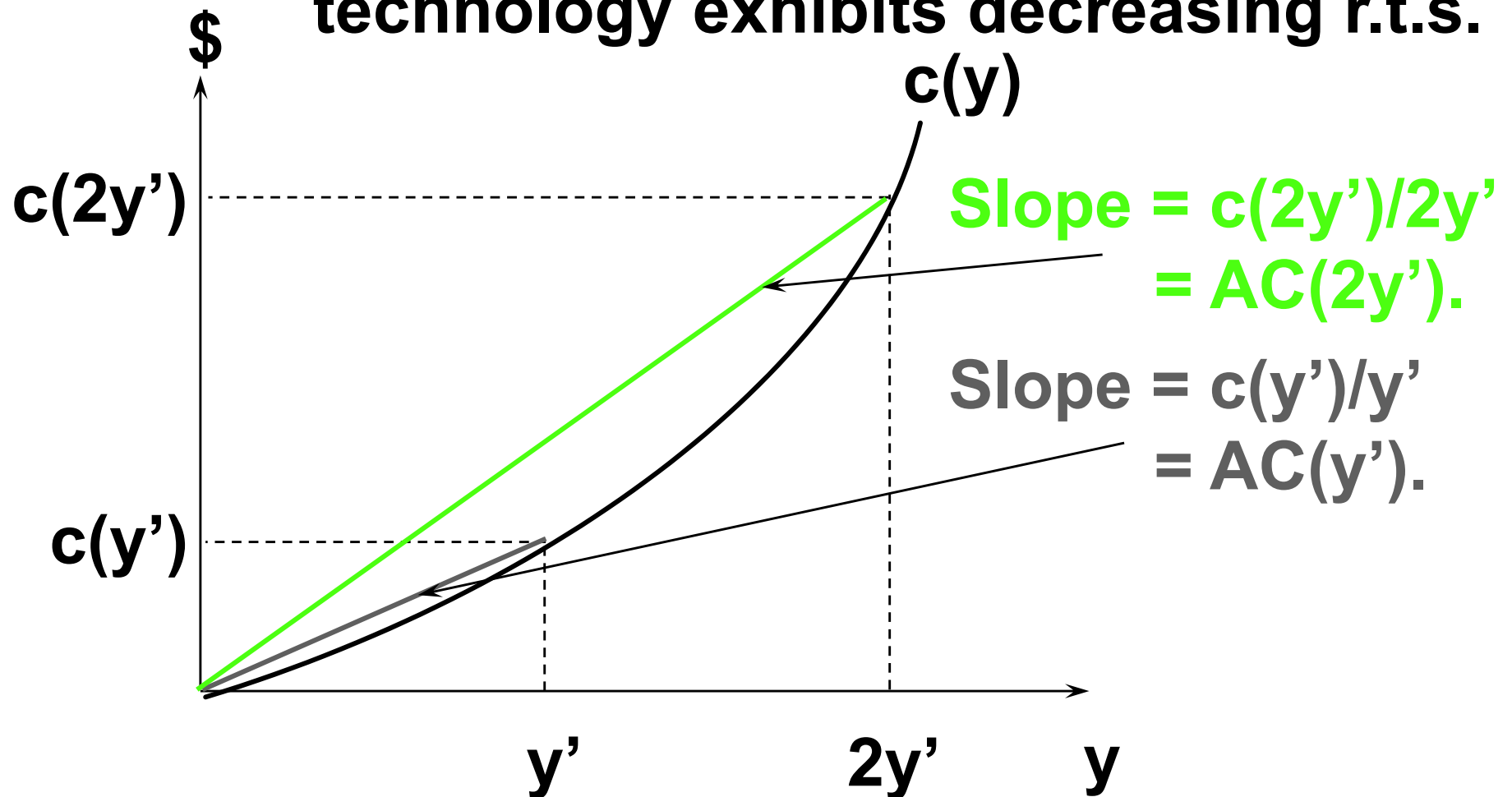
Returns-to-Scale and Total Costs

Av. cost increases with y if the firm's technology exhibits decreasing r.t.s.



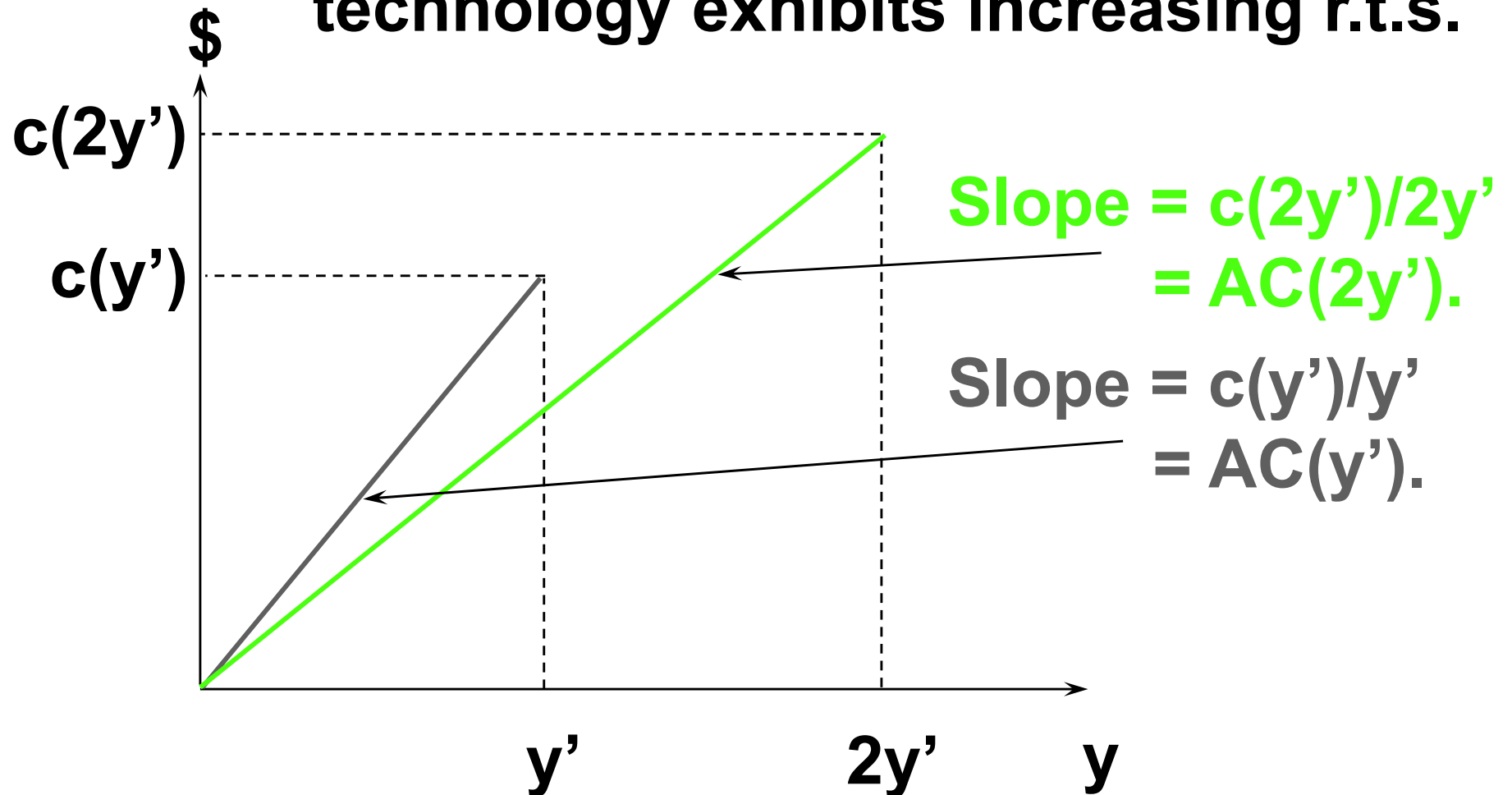
Returns-to-Scale and Total Costs

Av. cost increases with y if the firm's technology exhibits decreasing r.t.s.



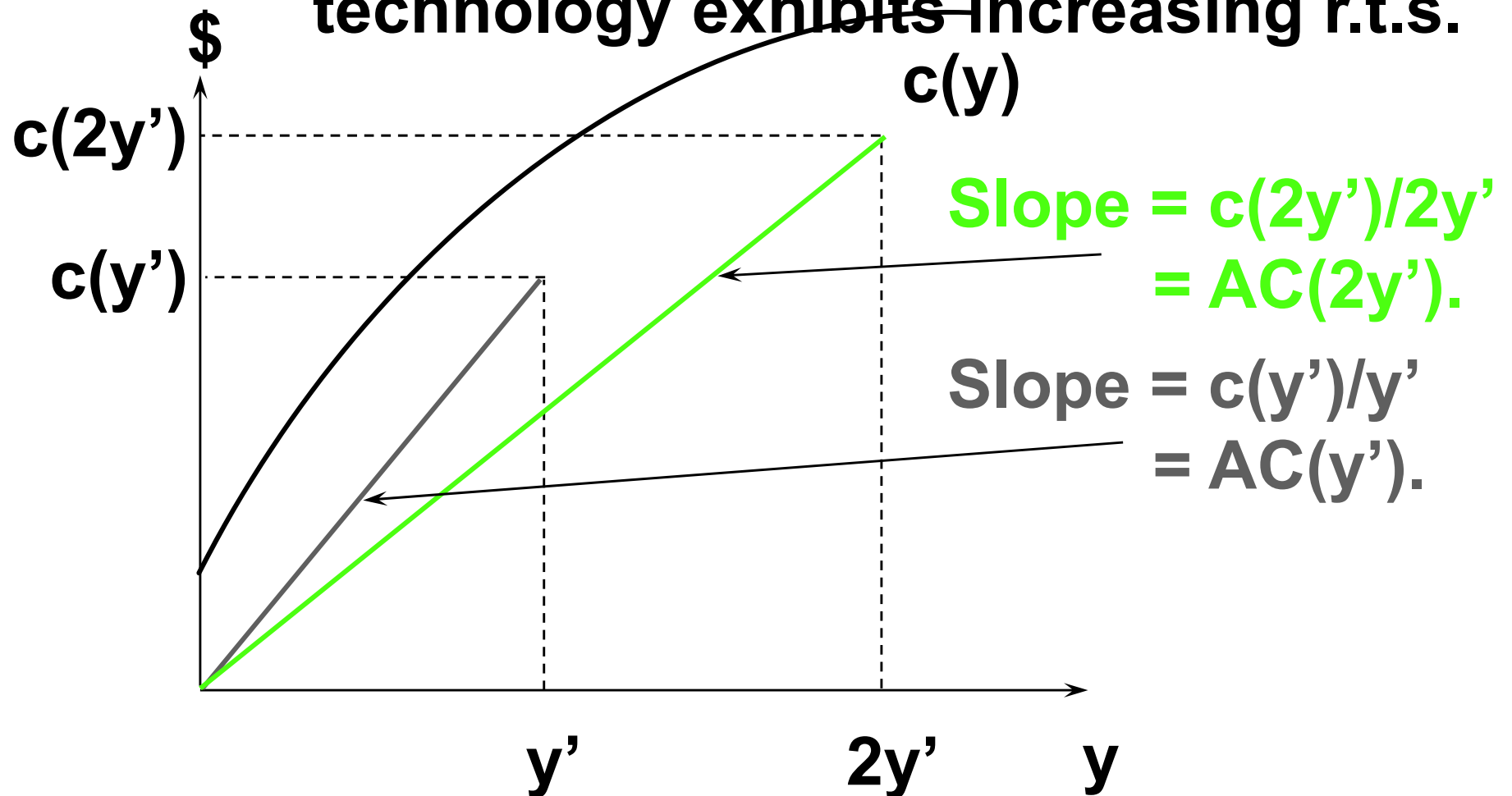
Returns-to-Scale and Total Costs

Av. cost decreases with y if the firm's technology exhibits increasing r.t.s.



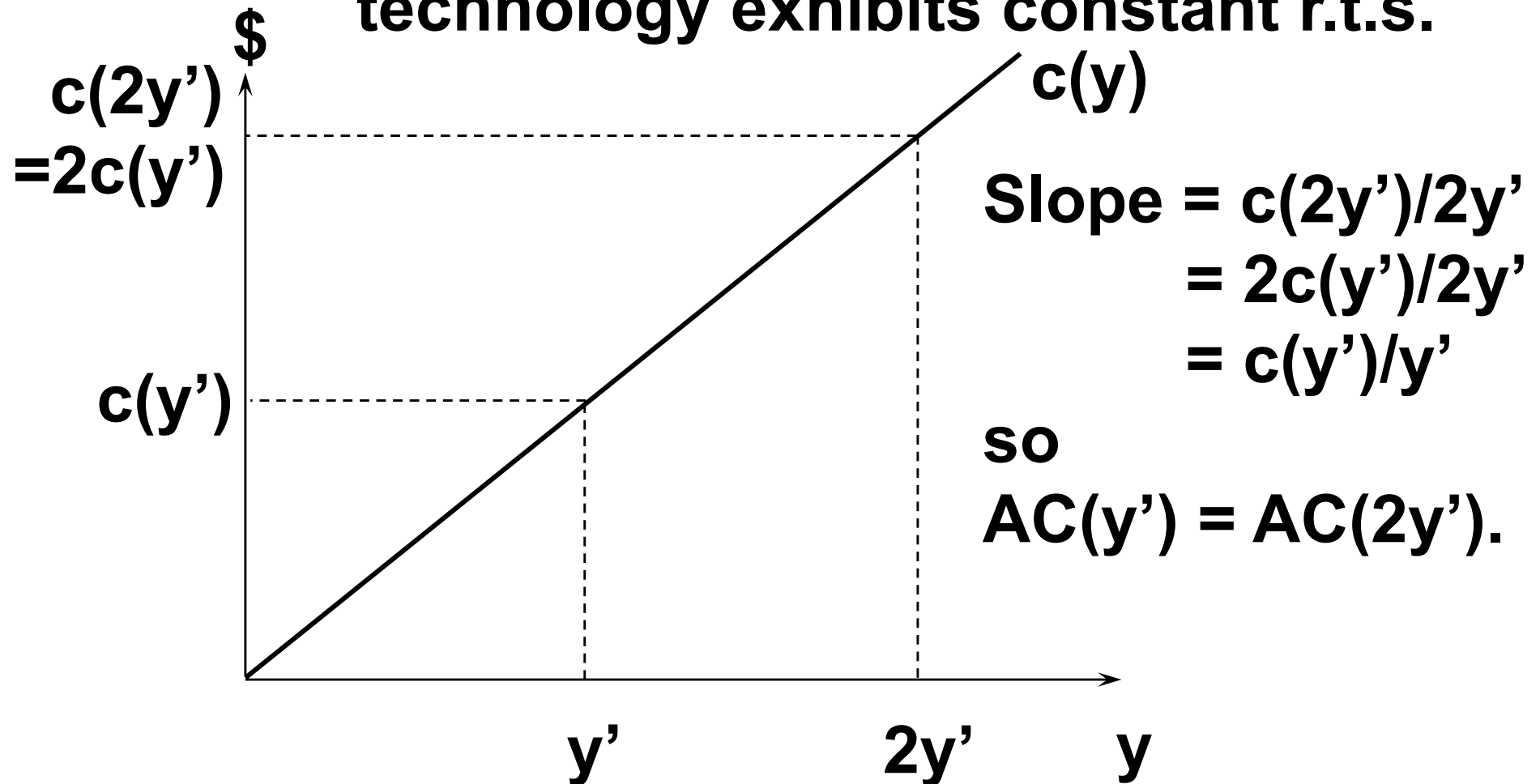
Returns-to-Scale and Total Costs

Av. cost decreases with y if the firm's technology exhibits increasing r.t.s.



Returns-to-Scale and Total Costs

Av. cost is constant when the firm's technology exhibits constant r.t.s.



Short-Run & Long-Run Total Costs

- ◆ In the long-run a firm can vary all of its input levels.
- ◆ Consider a firm that cannot change its input 2 level from x_2 ' units.
- ◆ How does the short-run total cost of producing y output units compare to the long-run total cost of producing y units of output?

Short-Run & Long-Run Total Costs

◆ The long-run cost-minimization

problem is $\min_{x_1, x_2 \geq 0} w_1 x_1 + w_2 x_2$

subject to $f(x_1, x_2) = y$.

◆ The short-run cost-minimization

problem is $\min_{x_1 \geq 0} w_1 x_1 + w_2 x_2^*$

subject to $f(x_1, x_2^*) = y$.

Short-Run & Long-Run Total Costs

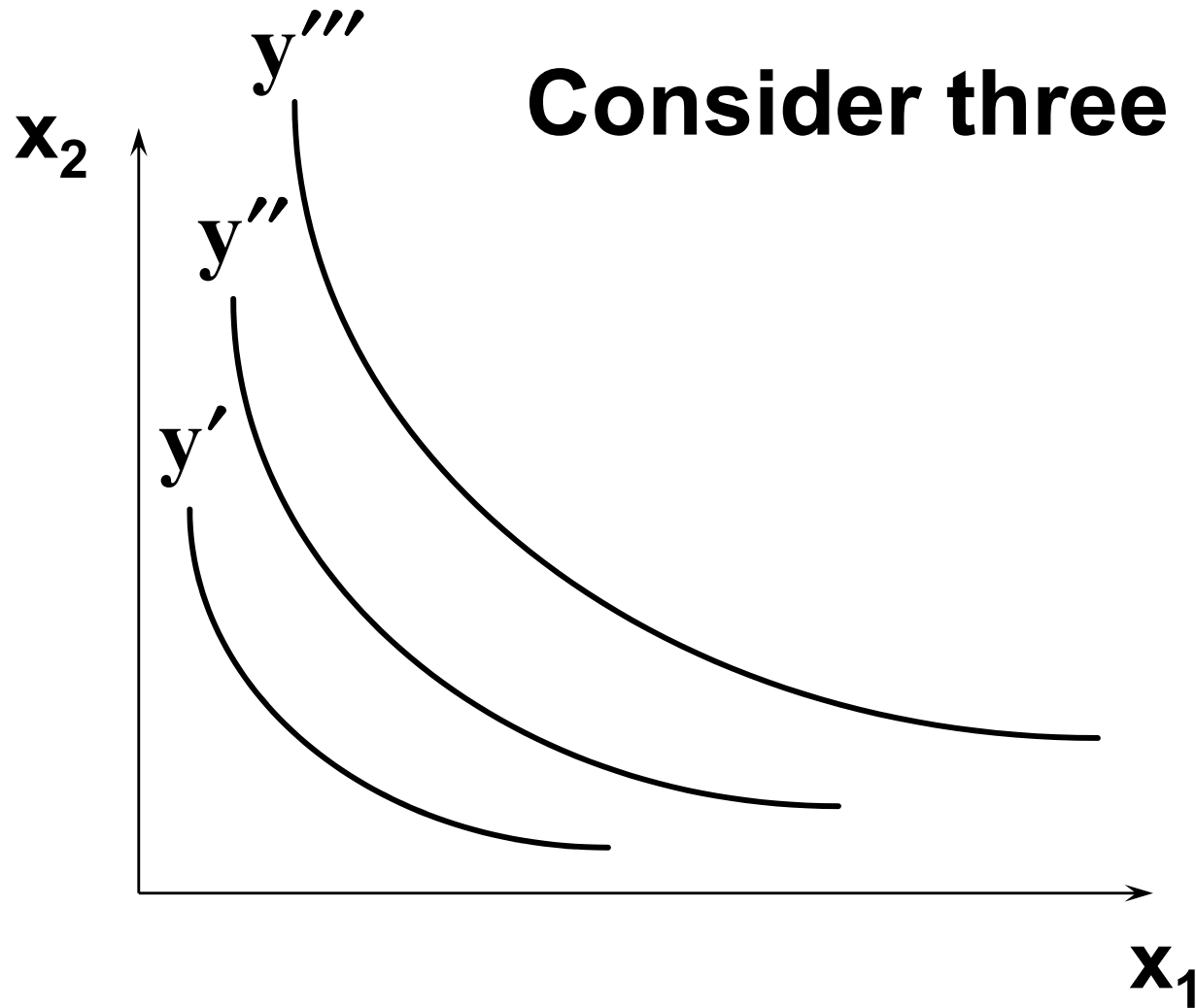
- ◆ **The short-run cost-min. problem is the long-run problem subject to the extra constraint that $x_2 = x_2'$.**
- ◆ **If the long-run choice for x_2 was x_2' then the extra constraint $x_2 = x_2'$ is not really a constraint at all and so the long-run and short-run total costs of producing y output units are the same.**

Short-Run & Long-Run Total Costs

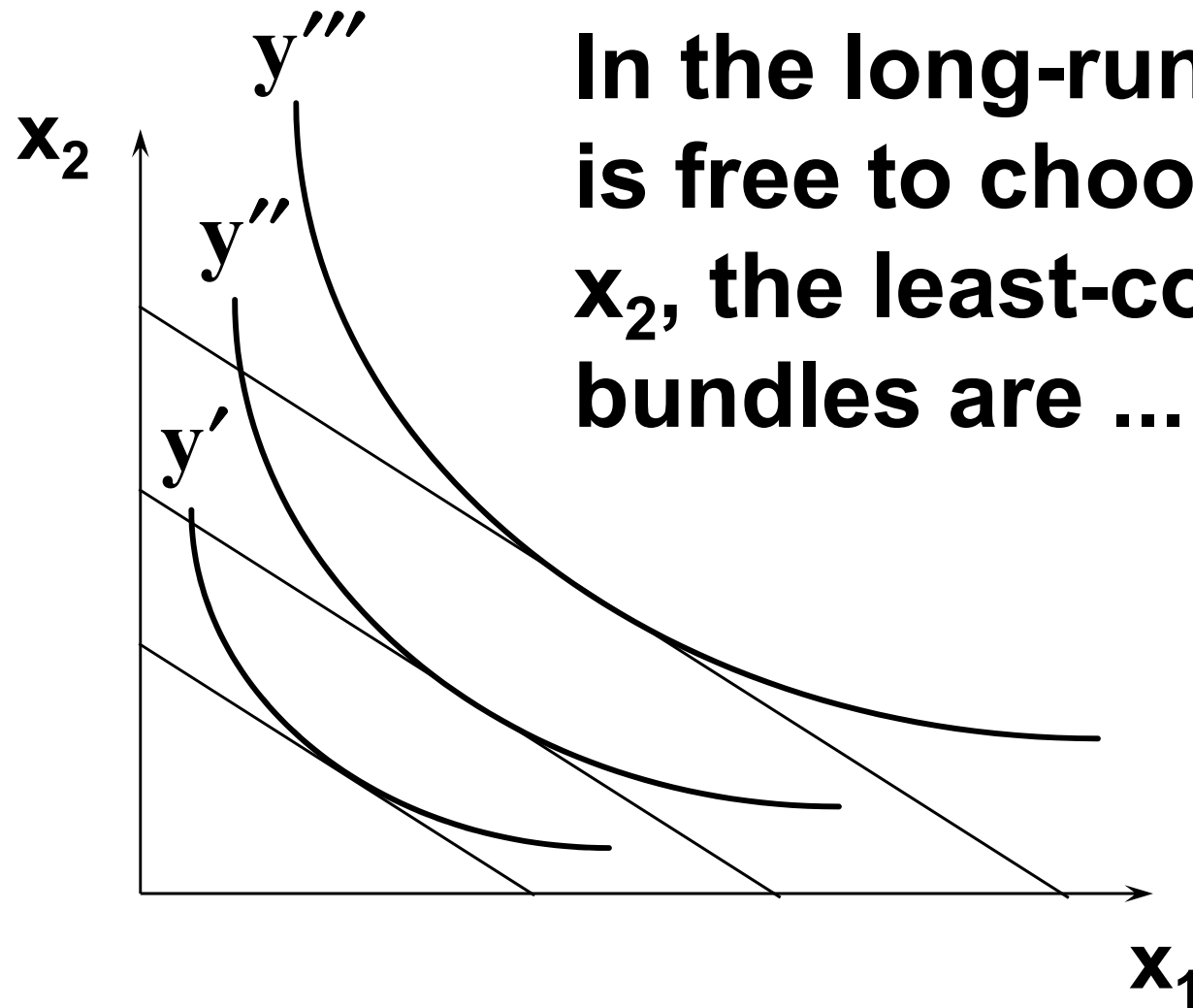
- ◆ **The short-run cost-min. problem is therefore the long-run problem subject to the extra constraint that $x_2 = x_2''$.**
- ◆ **But, if the long-run choice for $x_2 \neq x_2''$ then the extra constraint $x_2 = x_2''$ prevents the firm in this short-run from achieving its long-run production cost, causing the short-run total cost to exceed the long-run total cost of producing y output units.**

Short-Run & Long-Run Total Costs

Consider three output levels.

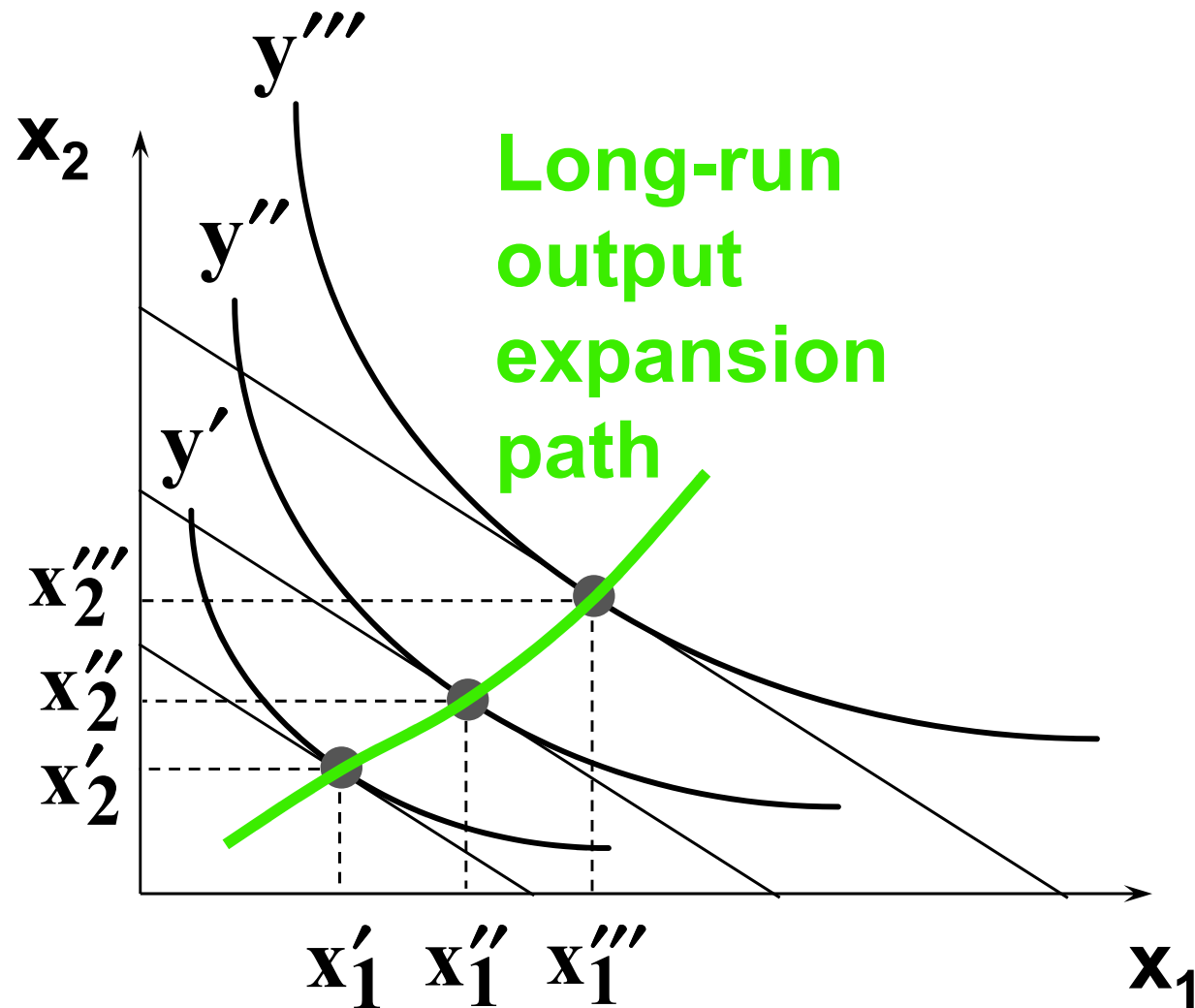


Short-Run & Long-Run Total Costs

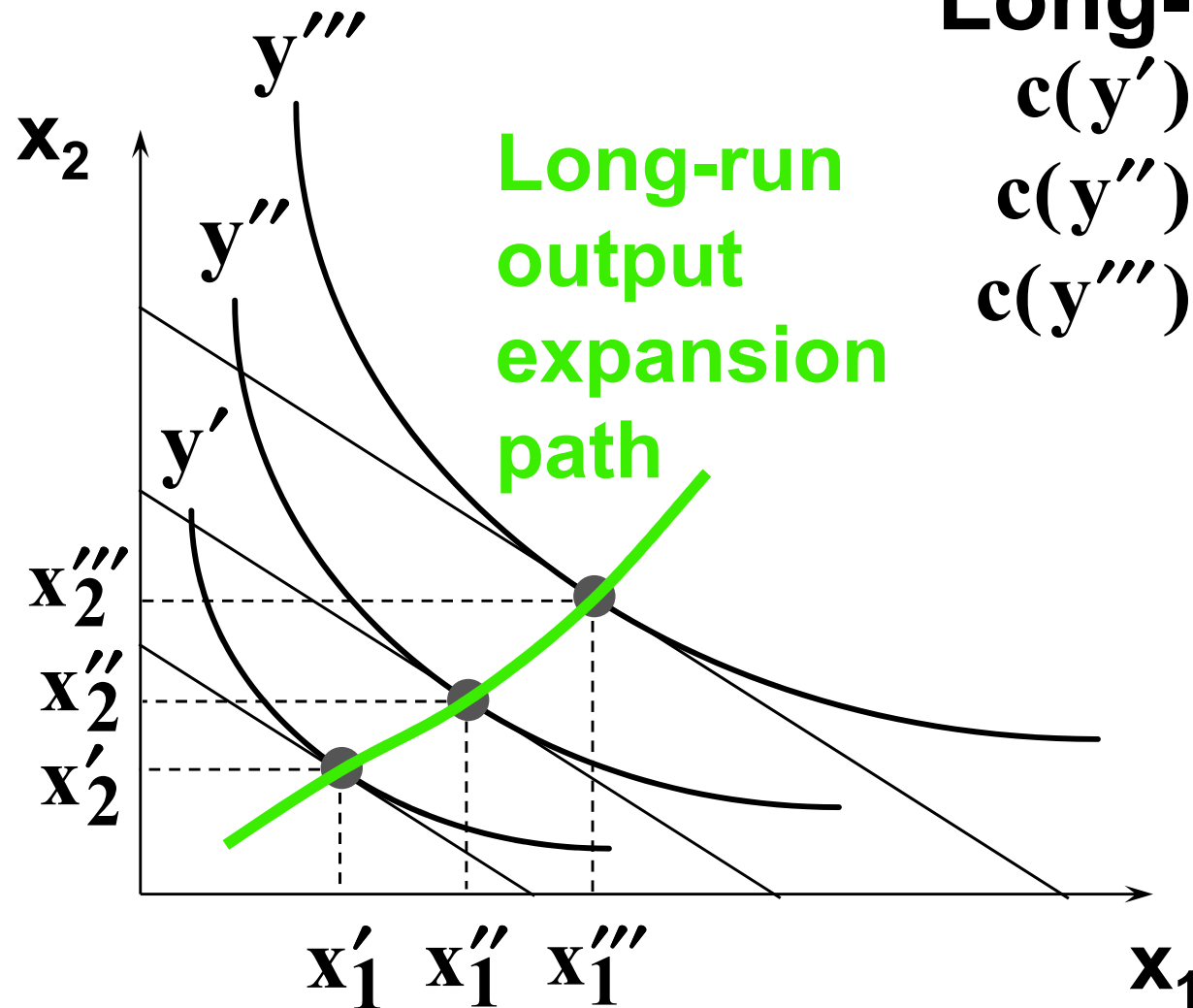


In the long-run when the firm is free to choose both x_1 and x_2 , the least-costly input bundles are ...

Short-Run & Long-Run Total Costs



Short-Run & Long-Run Total Costs



Long-run costs are:

$$c(y') = w_1 x_1' + w_2 x_2'$$

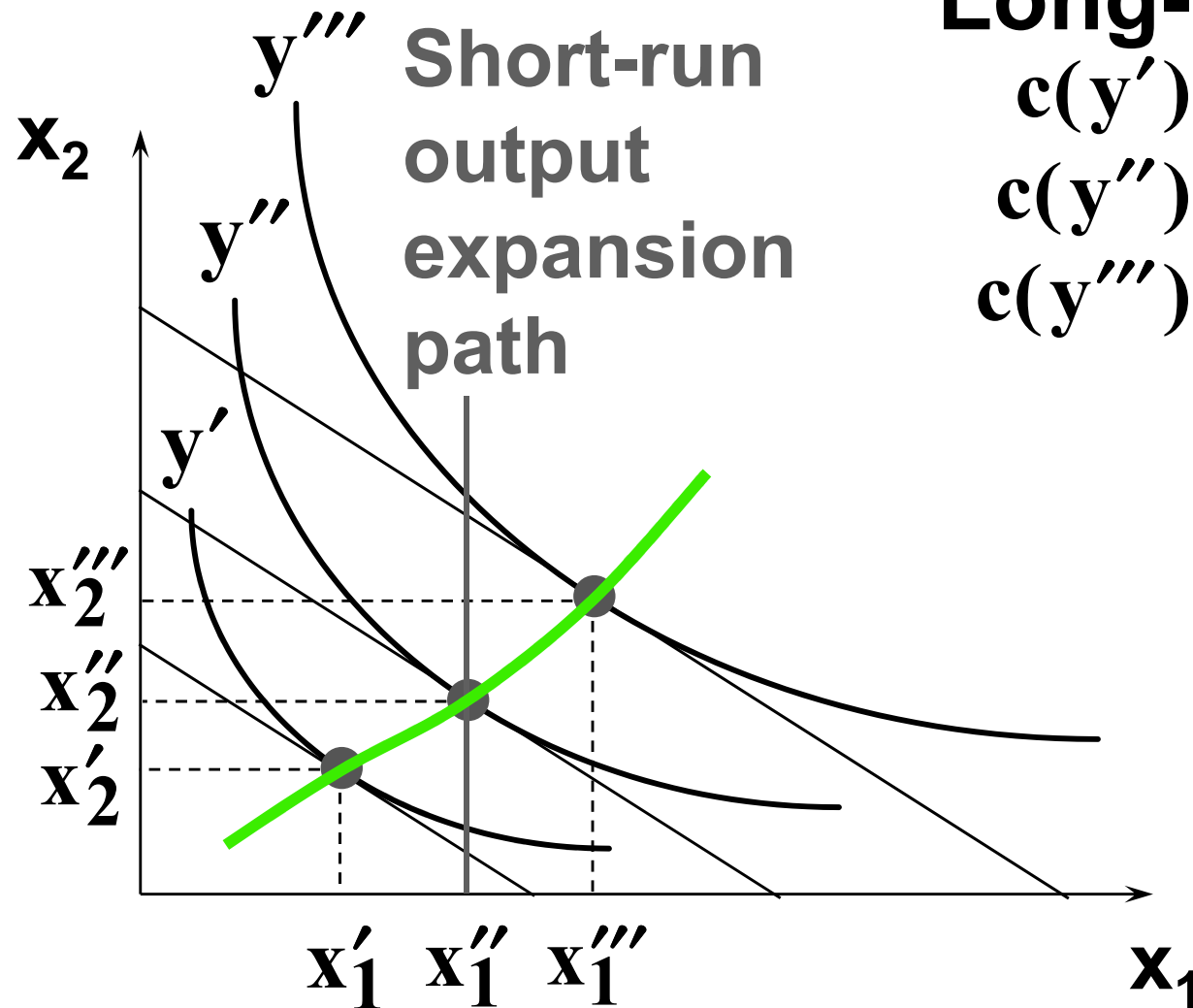
$$c(y'') = w_1 x_1'' + w_2 x_2''$$

$$c(y''') = w_1 x_1''' + w_2 x_2'''$$

Short-Run & Long-Run Total Costs

- ◆ **Now suppose the firm becomes subject to the short-run constraint that $x_2 = x_2''$.**

Short-Run & Long-Run Total Costs



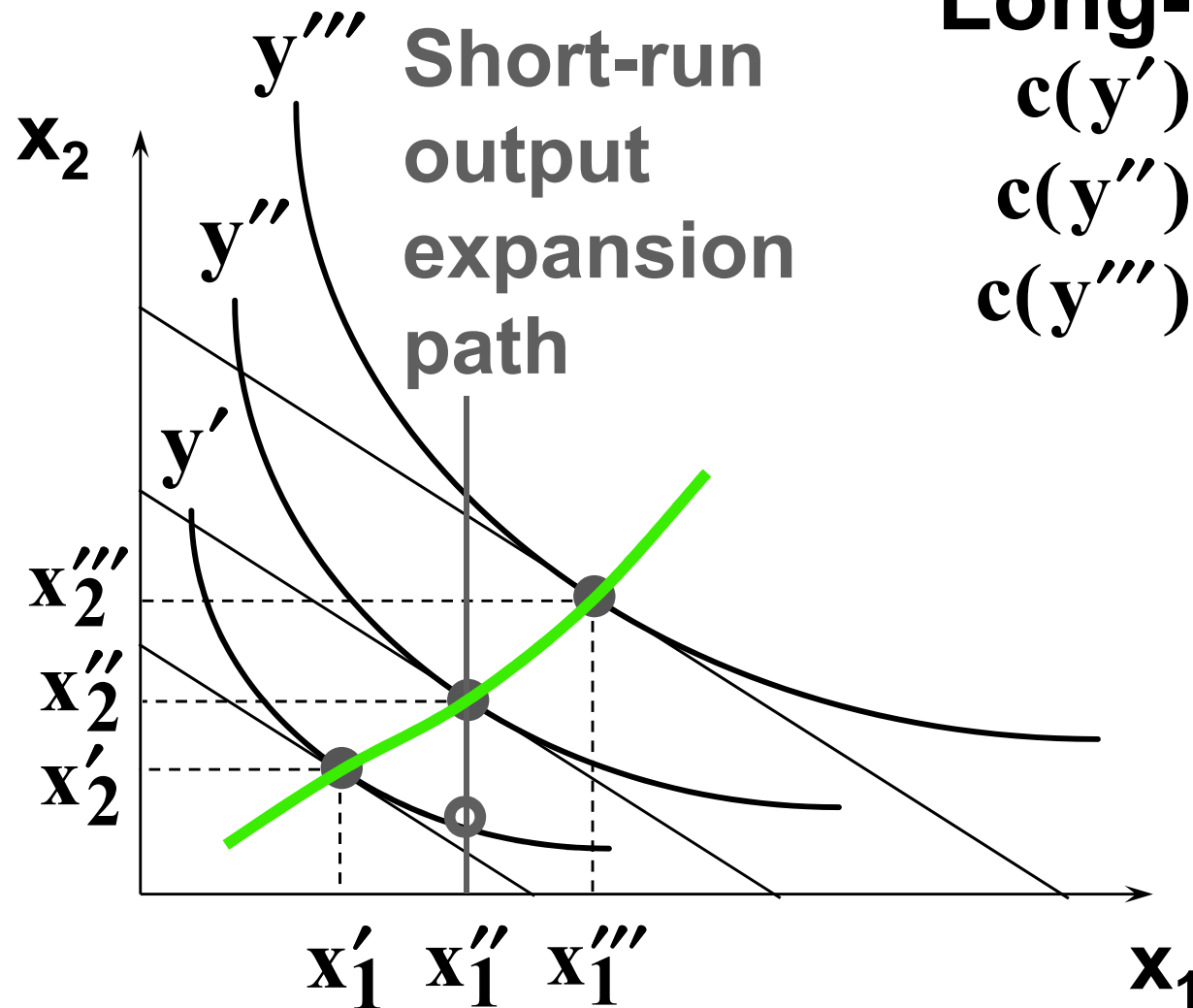
Long-run costs are:

$$c(y') = w_1 x_1' + w_2 x_2'$$

$$c(y'') = w_1 x_1'' + w_2 x_2''$$

$$c(y''') = w_1 x_1''' + w_2 x_2'''$$

Short-Run & Long-Run Total Costs



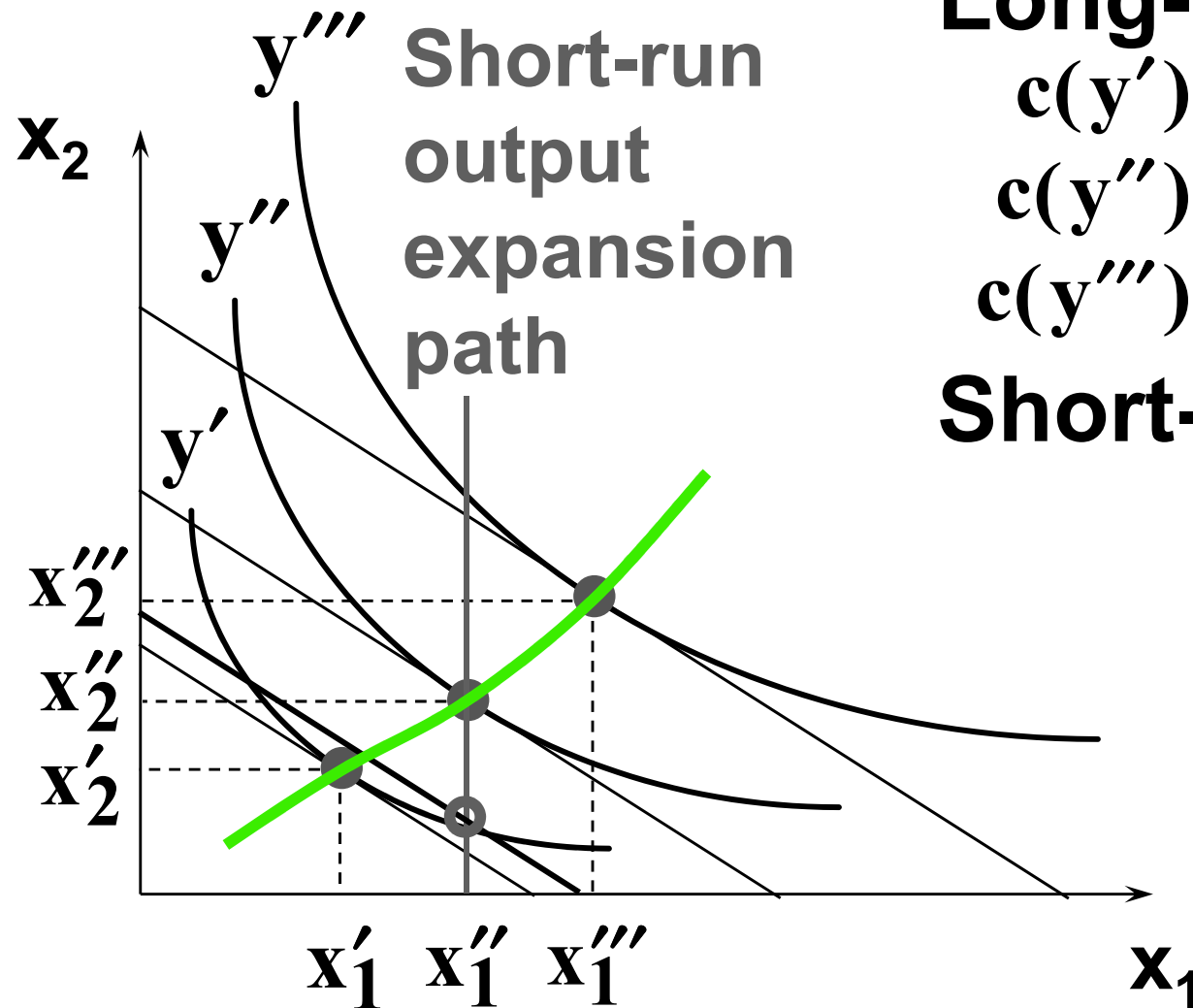
Long-run costs are:

$$c(y') = w_1 x_1' + w_2 x_2'$$

$$c(y'') = w_1 x_1'' + w_2 x_2''$$

$$c(y''') = w_1 x_1''' + w_2 x_2'''$$

Short-Run & Long-Run Total Costs



Long-run costs are:

$$c(y') = w_1 x_1' + w_2 x_2'$$

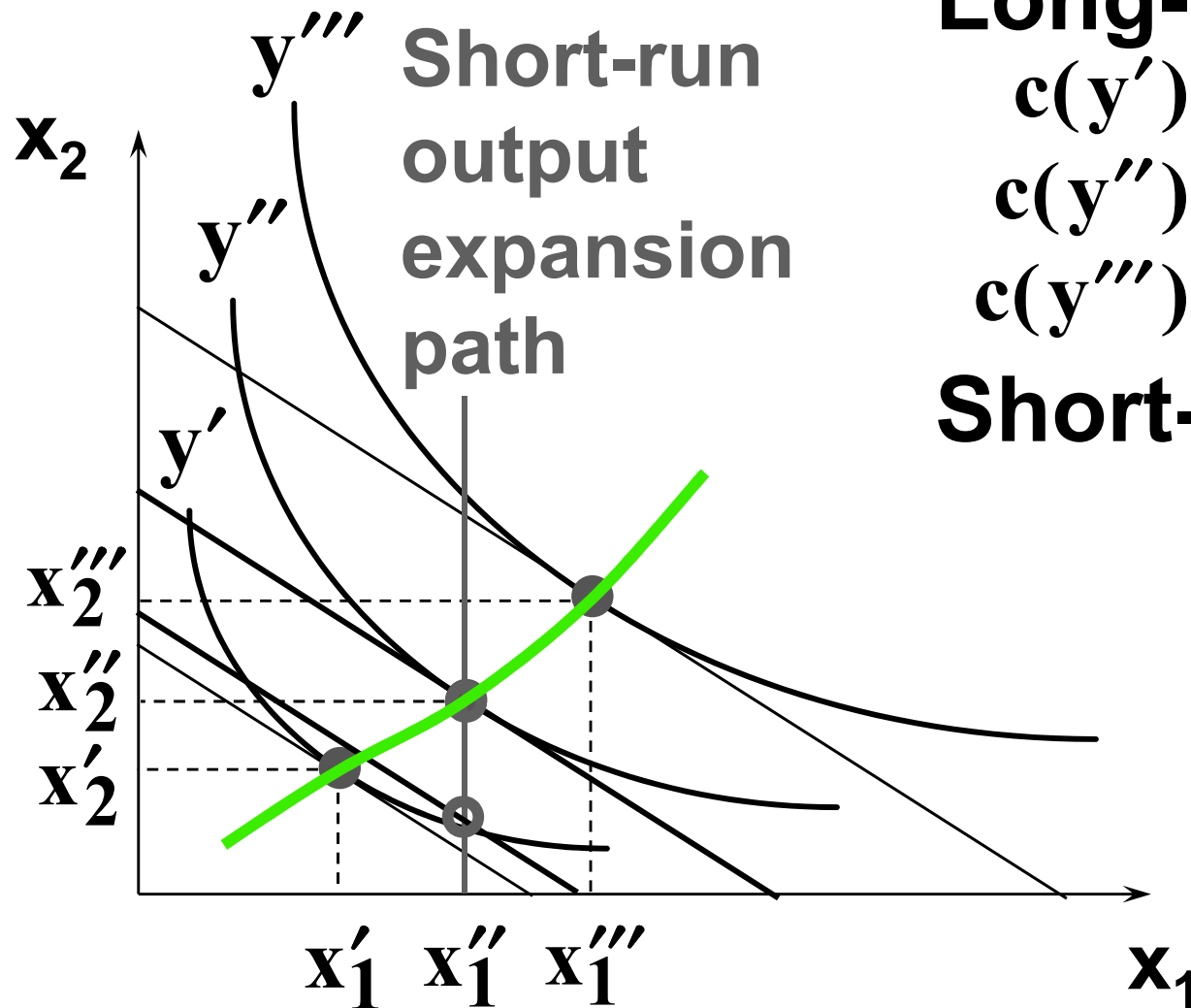
$$c(y'') = w_1 x_1'' + w_2 x_2''$$

$$c(y''') = w_1 x_1''' + w_2 x_2'''$$

Short-run costs are:

$$c_s(y') > c(y')$$

Short-Run & Long-Run Total Costs



Long-run costs are:

$$c(y') = w_1 x_1' + w_2 x_2'$$

$$c(y'') = w_1 x_1'' + w_2 x_2''$$

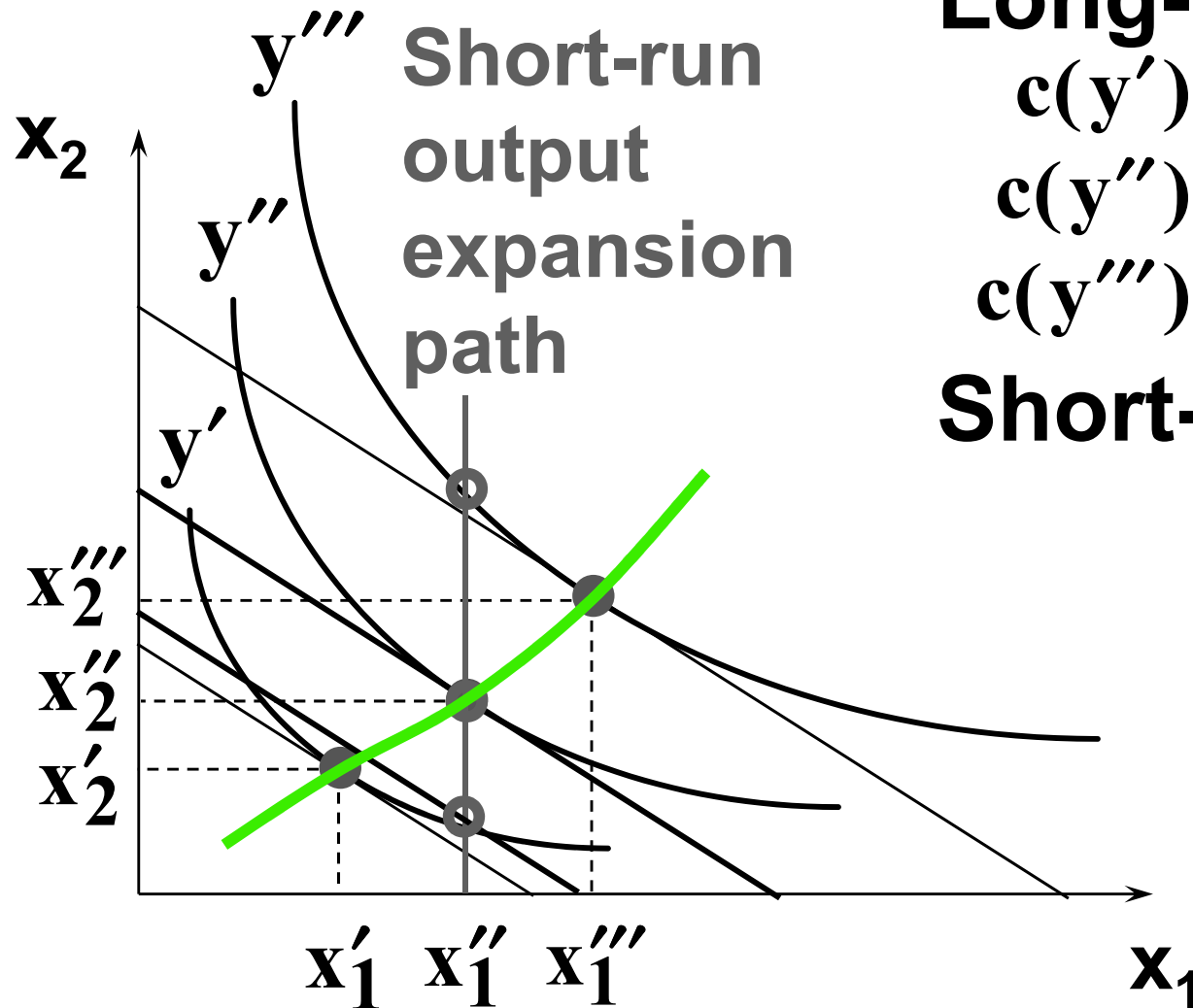
$$c(y''') = w_1 x_1''' + w_2 x_2'''$$

Short-run costs are:

$$c_s(y') > c(y')$$

$$c_s(y'') = c(y'')$$

Short-Run & Long-Run Total Costs



Long-run costs are:

$$c(y') = w_1 x_1' + w_2 x_2'$$

$$c(y'') = w_1 x_1'' + w_2 x_2''$$

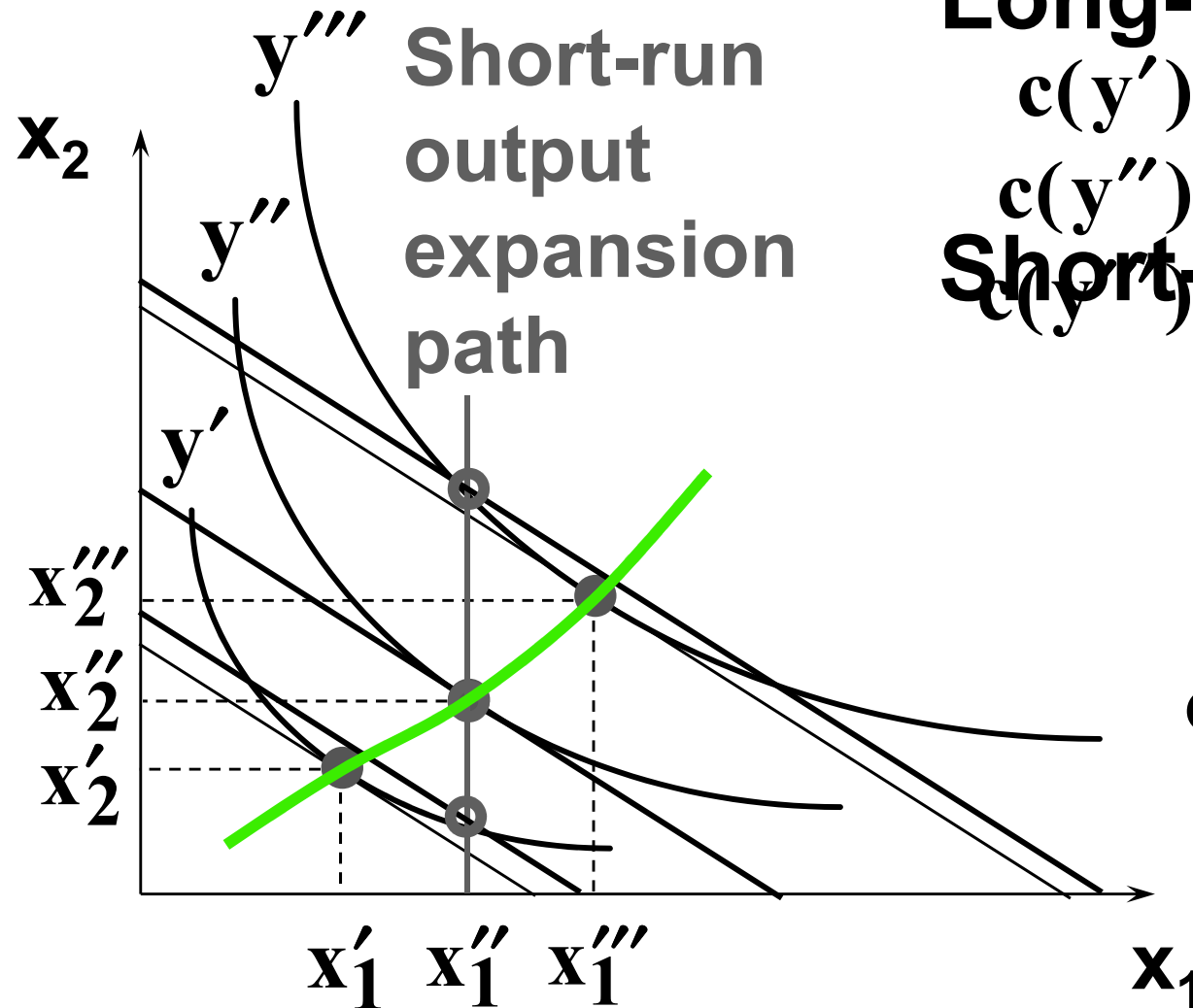
$$c(y''') = w_1 x_1''' + w_2 x_2'''$$

Short-run costs are:

$$c_s(y') > c(y')$$

$$c_s(y'') = c(y'')$$

Short-Run & Long-Run Total Costs



Long-run costs are:

$$c(y') = w_1 x_1' + w_2 x_2'$$

$$c(y'') = w_1 x_1'' + w_2 x_2''$$

Short-run costs are:

$$c_s(y') = w_1 x_1' + w_2 x_2'$$

$$c_s(y') > c(y')$$

$$c_s(y'') = c(y'')$$

$$c_s(y''') > c(y''')$$

Short-Run & Long-Run Total Costs

- ◆ **Short-run total cost exceeds long-run total cost except for the output level where the short-run input level restriction is the long-run input level choice.**
- ◆ **This says that the long-run total cost curve always has one point in common with any particular short-run total cost curve.**

Short-Run & Long-Run Total Costs

A short-run total cost curve always has one point in common with the long-run total cost curve, and is elsewhere higher than the long-run total cost curve.

