



INTERMEDIATE
MICROECONOMICS

NINTH EDITION

HAL R. VARIAN

Chapter 28

Oligopoly

Oligopoly

- ◆ **A monopoly is an industry consisting a single firm.**
- ◆ **A duopoly is an industry consisting of two firms.**
- ◆ **An oligopoly is an industry consisting of a few firms. Particularly, each firm's own price or output decisions affect its competitors' profits.**

Oligopoly

- ◆ **How do we analyze markets in which the supplying industry is oligopolistic?**
- ◆ **Consider the duopolistic case of two firms supplying the same product.**

Quantity Competition

- ◆ **Assume that firms compete by choosing output levels.**
- ◆ **If firm 1 produces y_1 units and firm 2 produces y_2 units then total quantity supplied is $y_1 + y_2$. The market price will be $p(y_1 + y_2)$.**
- ◆ **The firms' total cost functions are $c_1(y_1)$ and $c_2(y_2)$.**

Quantity Competition

- ◆ **Suppose firm 1 takes firm 2's output level choice y_2 as given. Then firm 1 sees its profit function as**

$$\Pi_1(y_1; y_2) = p(y_1 + y_2)y_1 - c_1(y_1).$$

- ◆ **Given y_2 , what output level y_1 maximizes firm 1's profit?**

Quantity Competition; An Example

- ◆ **Suppose that the market inverse demand function is**

$$p(y_T) = 60 - y_T$$

and that the firms' total cost functions are

$$c_1(y_1) = y_1^2 \quad \text{and} \quad c_2(y_2) = 15y_2 + y_2^2.$$

Quantity Competition; An Example

Then, for given y_2 , firm 1's profit function is

$$\Pi(y_1; y_2) = (60 - y_1 - y_2)y_1 - y_1^2.$$

Quantity Competition; An Example

Then, for given y_2 , firm 1's profit function is

$$\Pi(y_1; y_2) = (60 - y_1 - y_2)y_1 - y_1^2.$$

So, given y_2 , firm 1's profit-maximizing output level solves

$$\frac{\partial \Pi}{\partial y_1} = 60 - 2y_1 - y_2 - 2y_1 = 0.$$

Quantity Competition; An Example

Then, for given y_2 , firm 1's profit function is

$$\Pi(y_1; y_2) = (60 - y_1 - y_2)y_1 - y_1^2.$$

So, given y_2 , firm 1's profit-maximizing output level solves

$$\frac{\partial \Pi}{\partial y_1} = 60 - 2y_1 - y_2 - 2y_1 = 0.$$

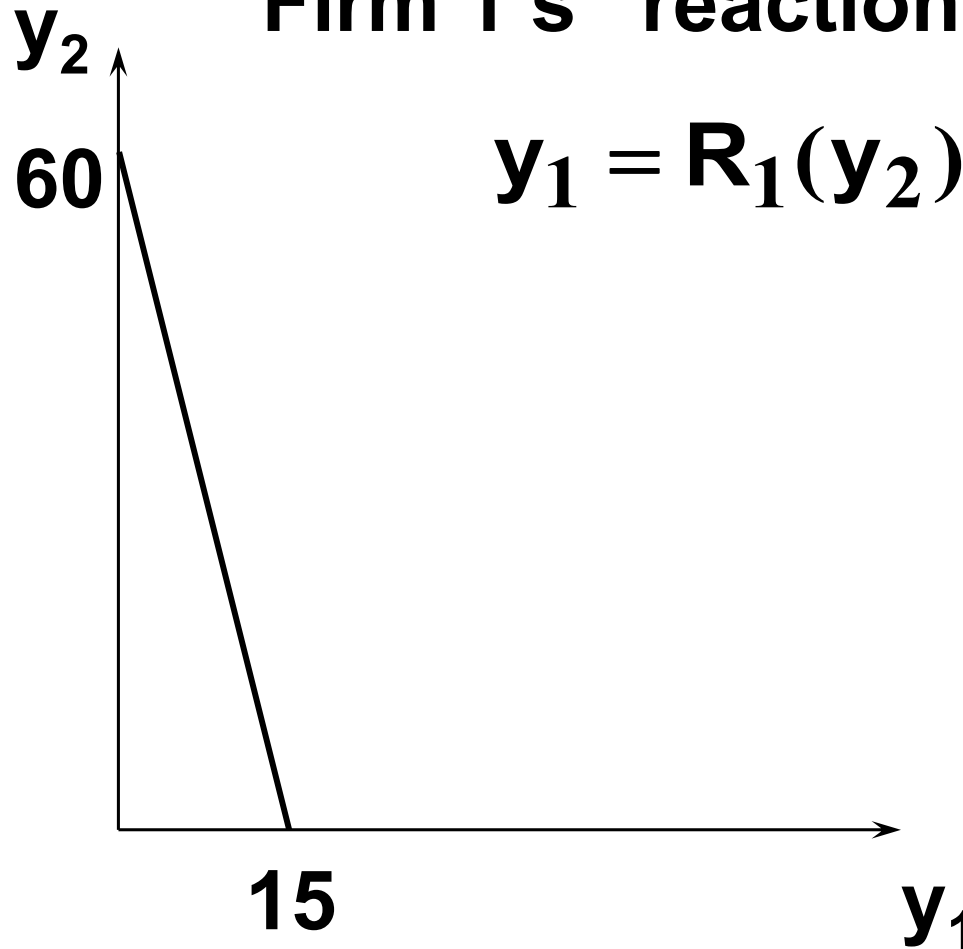
I.e., firm 1's best response to y_2 is

$$y_1 = R_1(y_2) = 15 - \frac{1}{4}y_2.$$

Quantity Competition; An Example

Firm 1's "reaction curve"

$$y_1 = R_1(y_2) = 15 - \frac{1}{4}y_2.$$



Quantity Competition; An Example

Similarly, given y_1 , firm 2's profit function is

$$\Pi(y_2; y_1) = (60 - y_1 - y_2)y_2 - 15y_2 - y_2^2.$$

Quantity Competition; An Example

Similarly, given y_1 , firm 2's profit function is

$$\Pi(y_2; y_1) = (60 - y_1 - y_2)y_2 - 15y_2 - y_2^2.$$

So, given y_1 , firm 2's profit-maximizing output level solves

$$\frac{\partial \Pi}{\partial y_2} = 60 - y_1 - 2y_2 - 15 - 2y_2 = 0.$$

Quantity Competition; An Example

Similarly, given y_1 , firm 2's profit function is

$$\Pi(y_2; y_1) = (60 - y_1 - y_2)y_2 - 15y_2 - y_2^2.$$

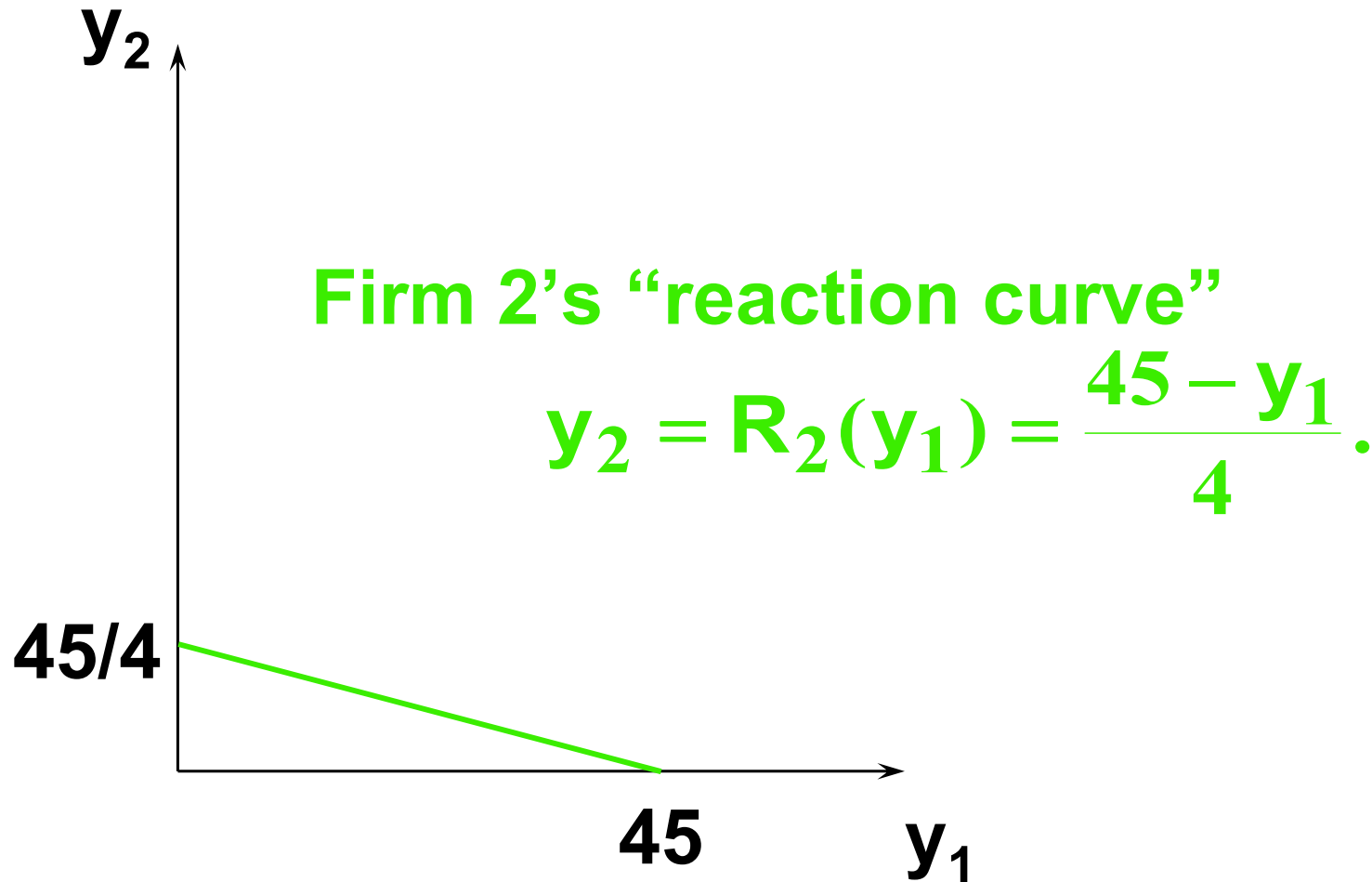
So, given y_1 , firm 2's profit-maximizing output level solves

$$\frac{\partial \Pi}{\partial y_2} = 60 - y_1 - 2y_2 - 15 - 2y_2 = 0.$$

***I.e.*, firm 1's best response to y_2 is**

$$y_2 = R_2(y_1) = \frac{45 - y_1}{4}.$$

Quantity Competition; An Example



Quantity Competition; An Example

- ◆ An equilibrium is when each firm's output level is a best response to the other firm's output level, for then neither wants to deviate from its output level.
- ◆ A pair of output levels (y_1^*, y_2^*) is a Cournot-Nash equilibrium if
$$y_1^* = R_1(y_2^*) \quad \text{and} \quad y_2^* = R_2(y_1^*).$$

Quantity Competition; An Example

$$y_1^* = R_1(y_2^*) = 15 - \frac{1}{4}y_2^* \text{ and } y_2^* = R_2(y_1^*) = \frac{45 - y_1^*}{4}.$$


Quantity Competition; An Example

$$y_1^* = R_1(y_2^*) = 15 - \frac{1}{4}y_2^* \text{ and } y_2^* = R_2(y_1^*) = \frac{45 - y_1^*}{4}.$$

Substitute for y_2^* to get

$$y_1^* = 15 - \frac{1}{4} \left(\frac{45 - y_1^*}{4} \right)$$

Quantity Competition; An Example

$$y_1^* = R_1(y_2^*) = 15 - \frac{1}{4}y_2^* \text{ and } y_2^* = R_2(y_1^*) = \frac{45 - y_1^*}{4}.$$


Substitute for y_2^* to get

$$y_1^* = 15 - \frac{1}{4} \left(\frac{45 - y_1^*}{4} \right) \Rightarrow y_1^* = 13$$

Quantity Competition; An Example

$$y_1^* = R_1(y_2^*) = 15 - \frac{1}{4}y_2^* \text{ and } y_2^* = R_2(y_1^*) = \frac{45 - y_1^*}{4}.$$

Substitute for y_2^* to get

$$y_1^* = 15 - \frac{1}{4} \left(\frac{45 - y_1^*}{4} \right) \Rightarrow y_1^* = 13$$

Hence
$$y_2^* = \frac{45 - 13}{4} = 8.$$

Quantity Competition; An Example

$$y_1^* = R_1(y_2^*) = 15 - \frac{1}{4}y_2^* \text{ and } y_2^* = R_2(y_1^*) = \frac{45 - y_1^*}{4}.$$

Substitute for y_2^* to get

$$y_1^* = 15 - \frac{1}{4} \left(\frac{45 - y_1^*}{4} \right) \Rightarrow y_1^* = 13$$

Hence
$$y_2^* = \frac{45 - 13}{4} = 8.$$

So the Cournot-Nash equilibrium is

$$(y_1^*, y_2^*) = (13, 8).$$

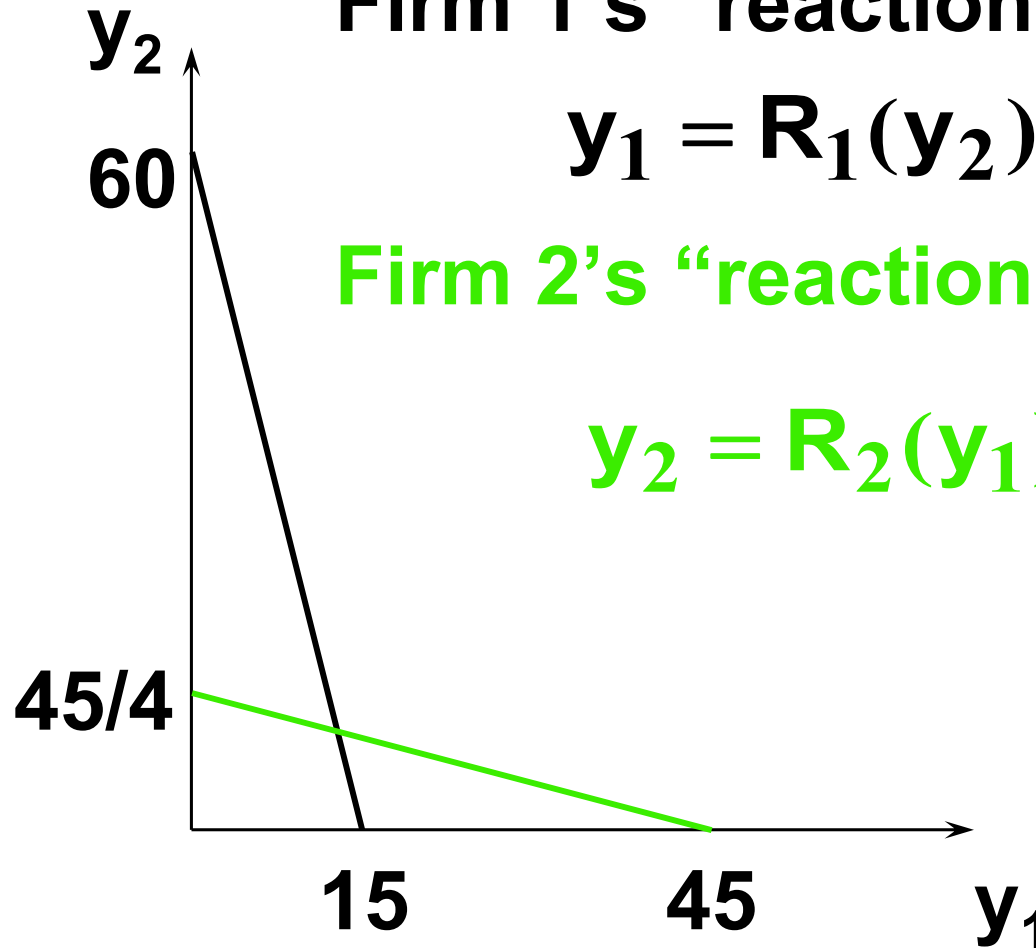
Quantity Competition; An Example

Firm 1's "reaction curve"

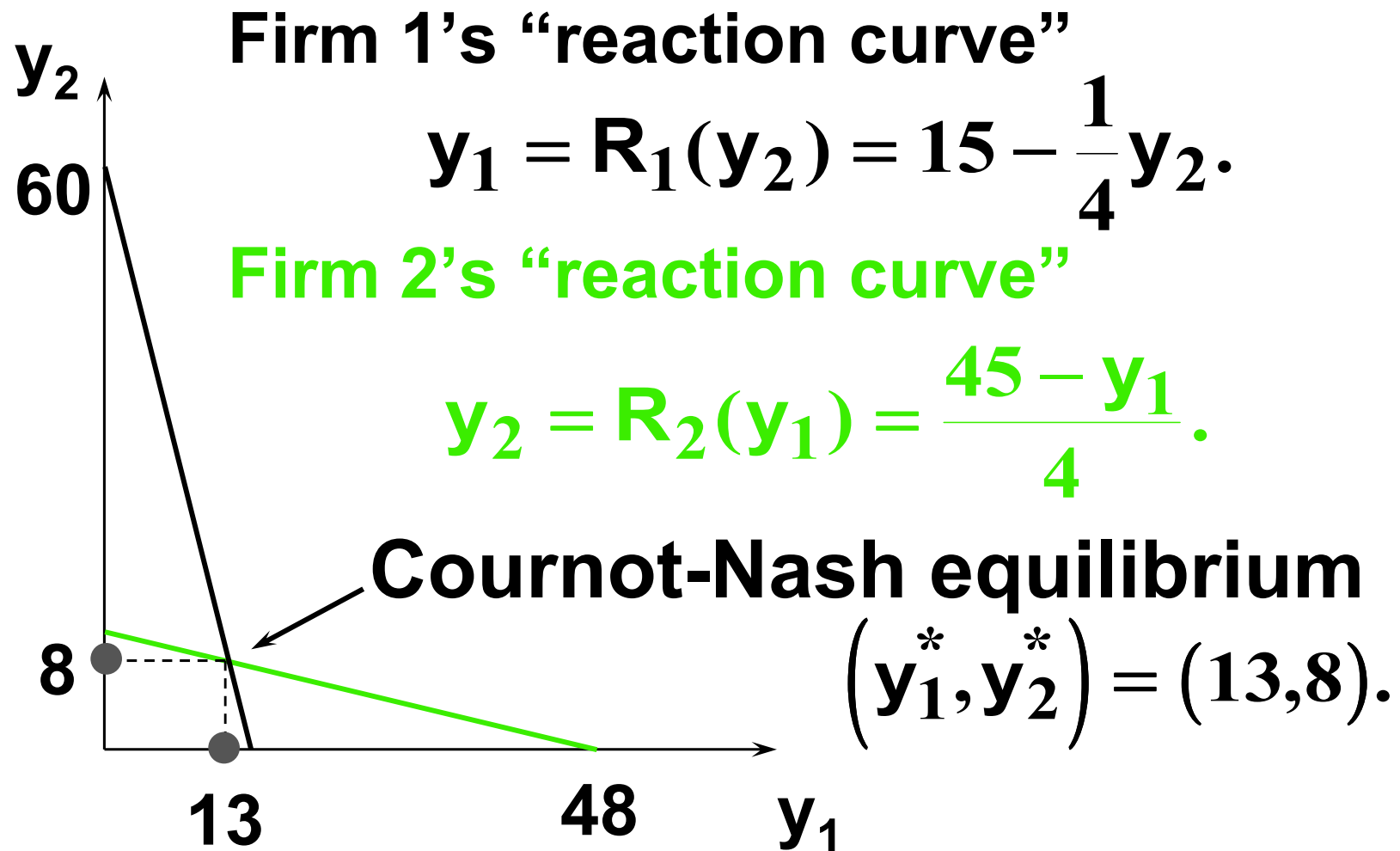
$$y_1 = R_1(y_2) = 15 - \frac{1}{4}y_2.$$

Firm 2's "reaction curve"

$$y_2 = R_2(y_1) = \frac{45 - y_1}{4}.$$



Quantity Competition; An Example



Quantity Competition

Generally, given firm 2's chosen output level y_2 , firm 1's profit function is

$$\Pi_1(y_1; y_2) = p(y_1 + y_2)y_1 - c_1(y_1)$$

and the profit-maximizing value of y_1 solves

$$\frac{\partial \Pi_1}{\partial y_1} = p(y_1 + y_2) + y_1 \frac{\partial p(y_1 + y_2)}{\partial y_1} - c_1'(y_1) = 0.$$

The solution, $y_1 = R_1(y_2)$, is firm 1's Cournot-Nash reaction to y_2 .

Quantity Competition

Similarly, given firm 1's chosen output level y_1 , firm 2's profit function is

$$\Pi_2(y_2; y_1) = p(y_1 + y_2)y_2 - c_2(y_2)$$

and the profit-maximizing value of y_2 solves

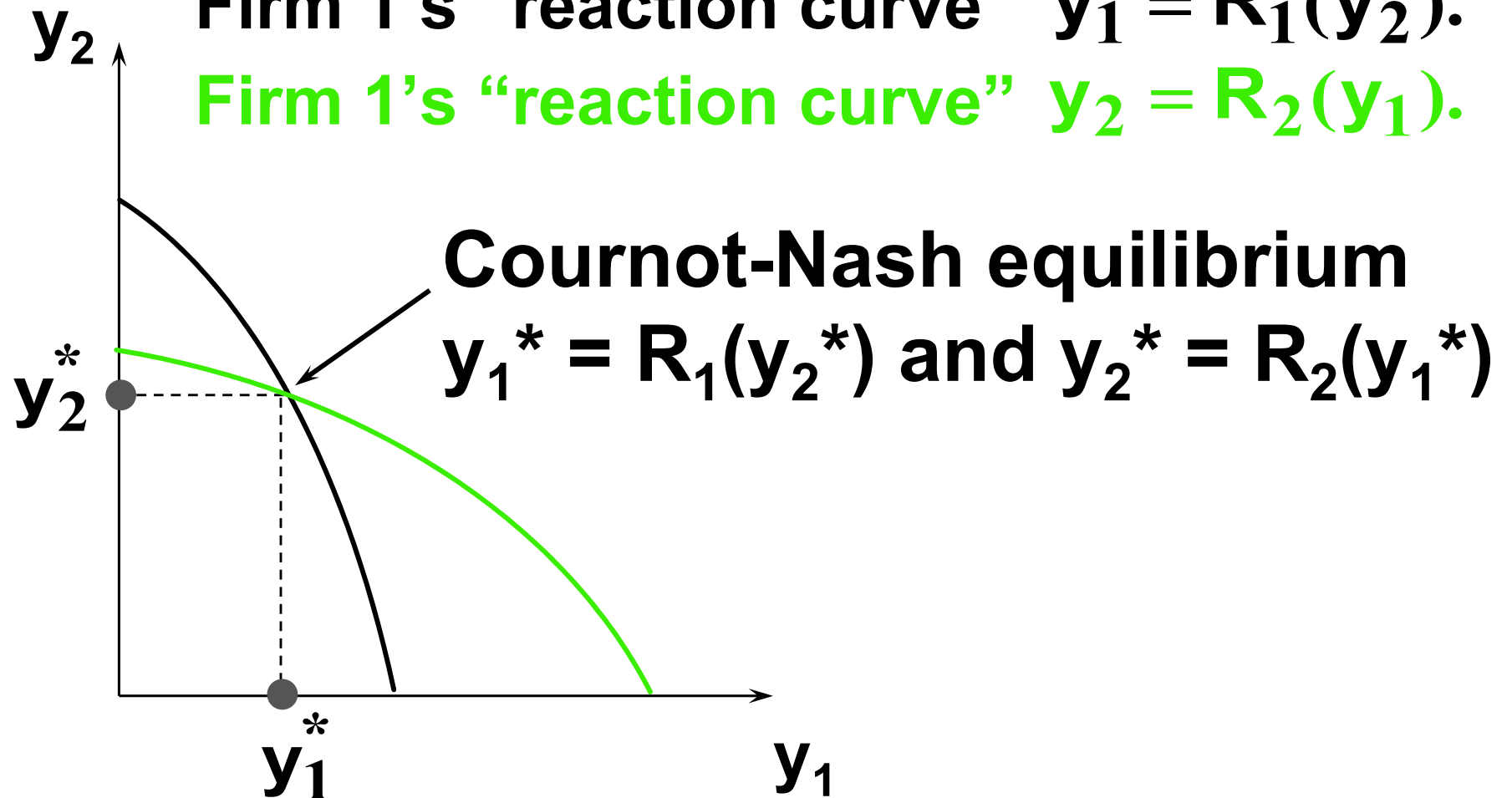
$$\frac{\partial \Pi_2}{\partial y_2} = p(y_1 + y_2) + y_2 \frac{\partial p(y_1 + y_2)}{\partial y_2} - c_2'(y_2) = 0.$$

The solution, $y_2 = R_2(y_1)$, is firm 2's Cournot-Nash reaction to y_1 .

Quantity Competition

Firm 1's "reaction curve" $y_1 = R_1(y_2)$.

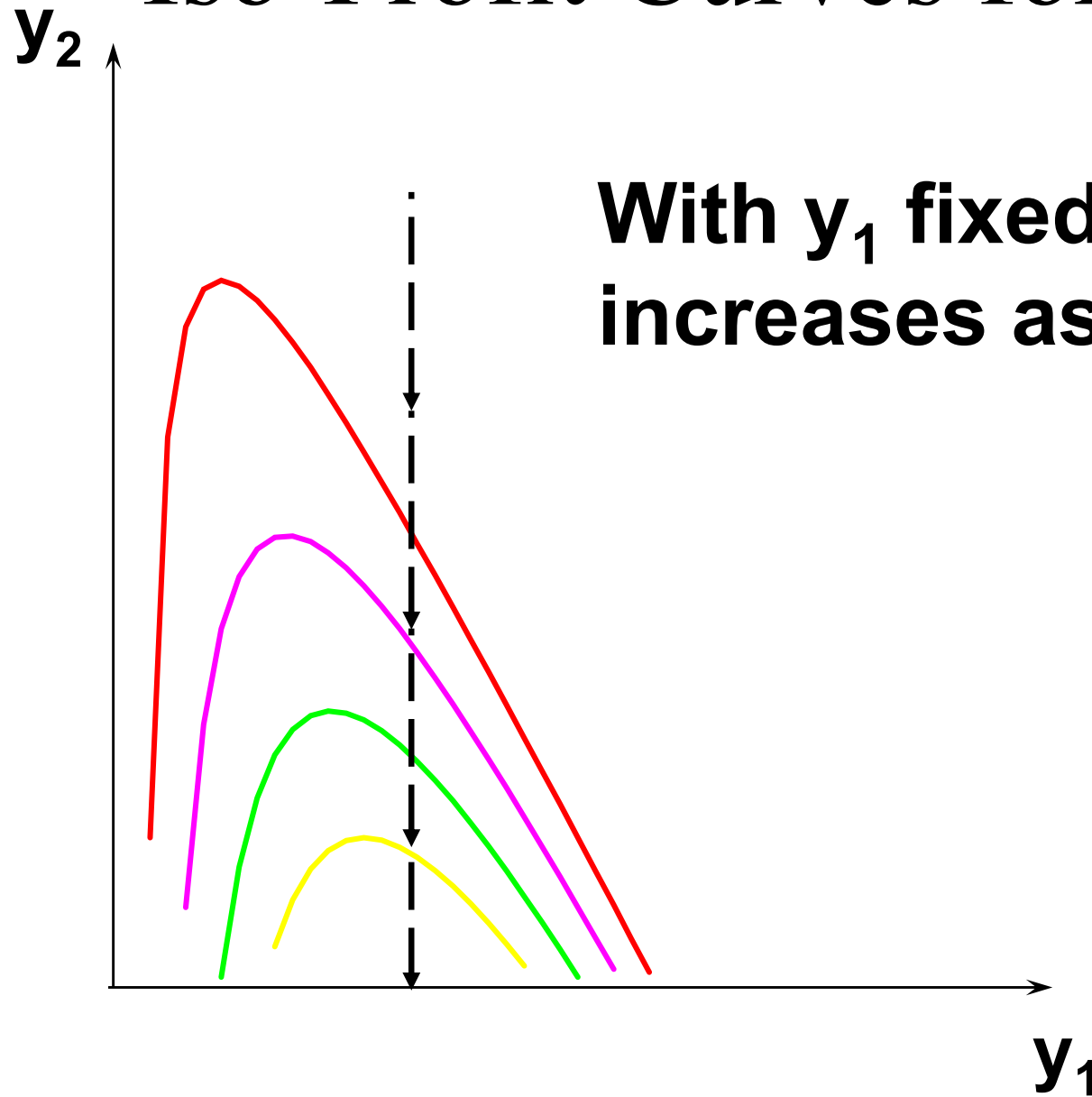
Firm 2's "reaction curve" $y_2 = R_2(y_1)$.



Iso-Profit Curves

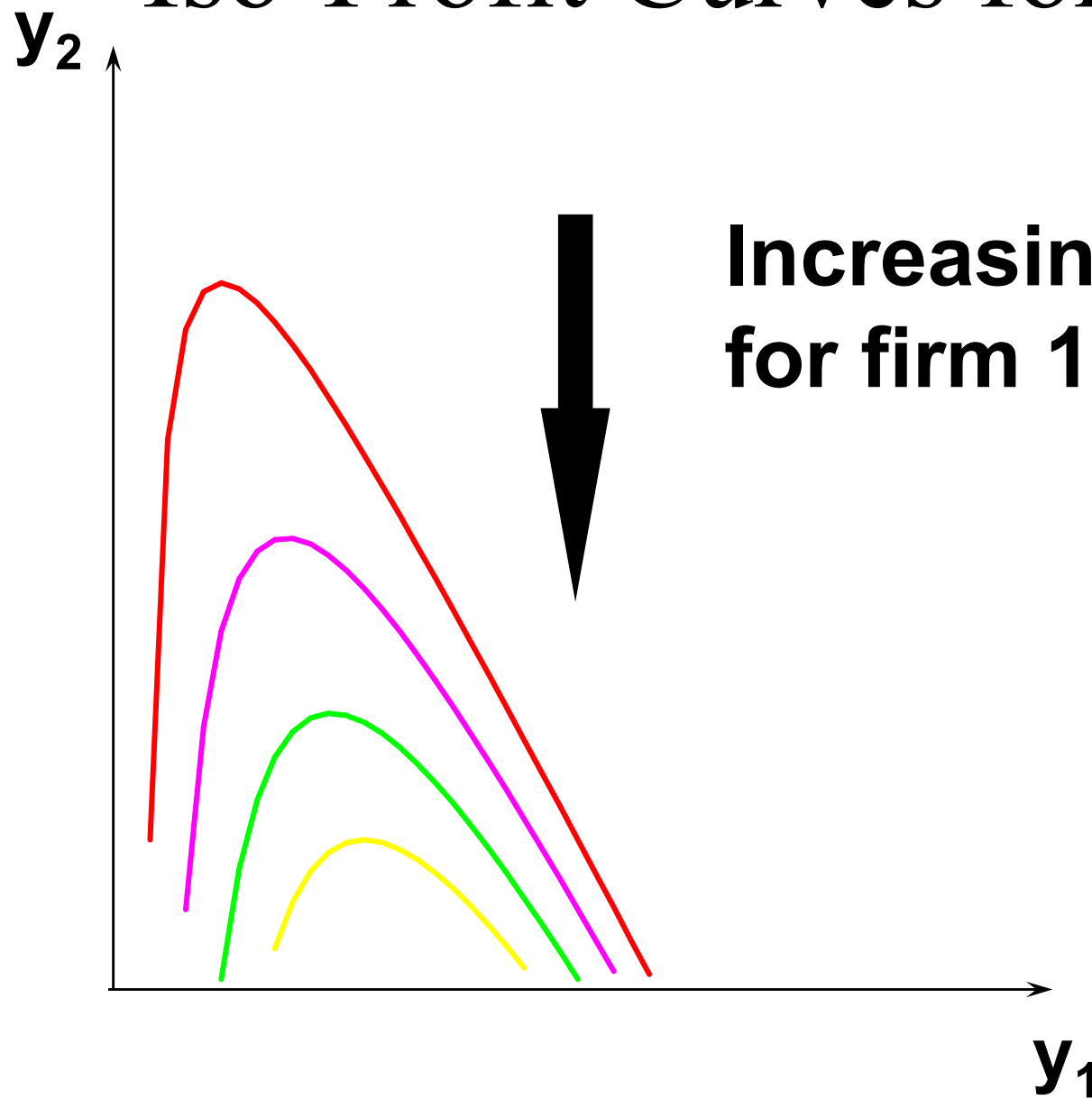
- ◆ **For firm 1, an iso-profit curve contains all the output pairs (y_1, y_2) giving firm 1 the same profit level Π_1 .**
- ◆ **What do iso-profit curves look like?**

Iso-Profit Curves for Firm 1

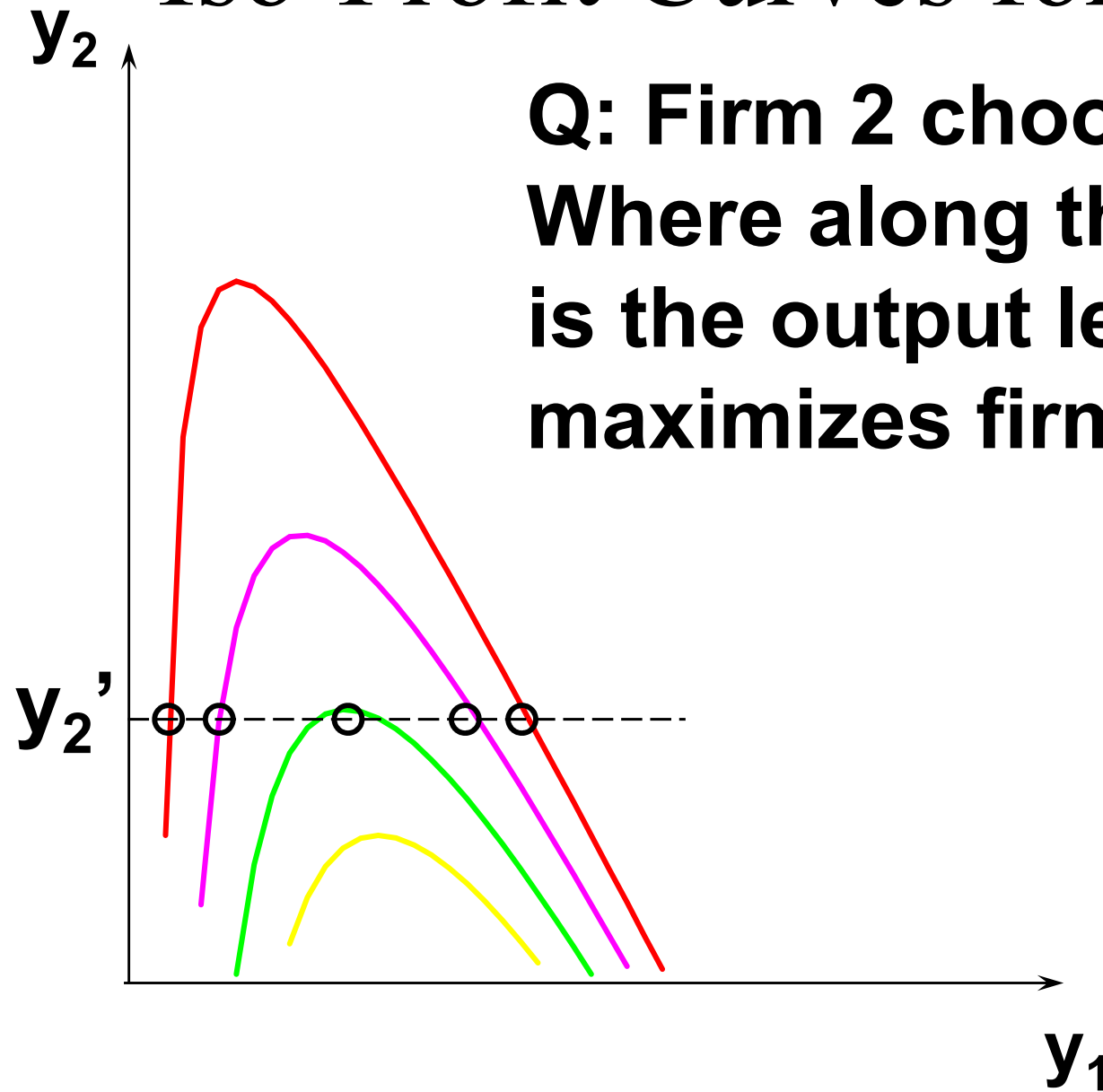


With y_1 fixed, firm 1's profit increases as y_2 decreases.

Iso-Profit Curves for Firm 1

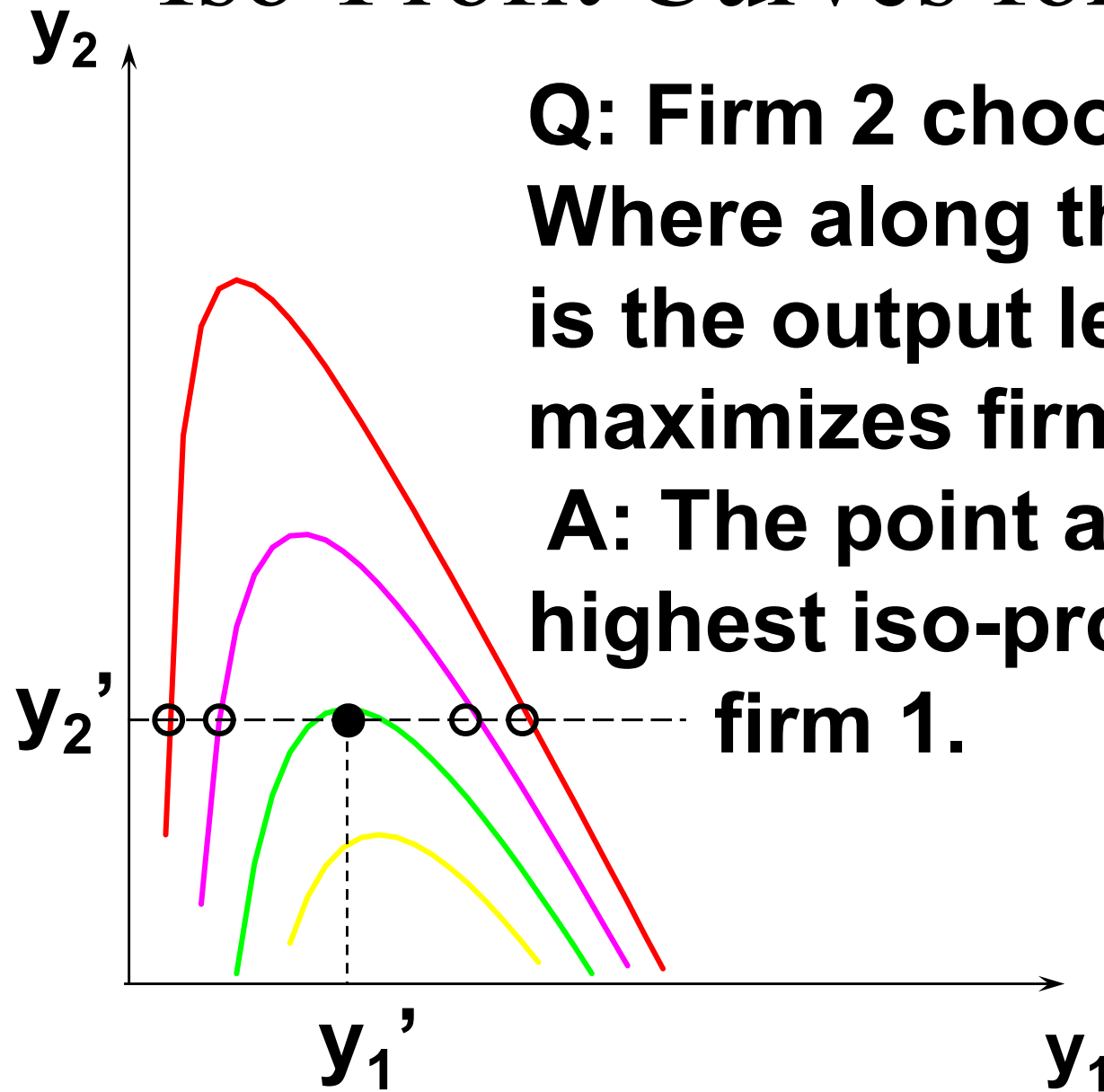


Iso-Profit Curves for Firm 1



**Q: Firm 2 chooses $y_2 = y_2'$.
Where along the line $y_2 = y_2'$
is the output level that
maximizes firm 1's profit?**

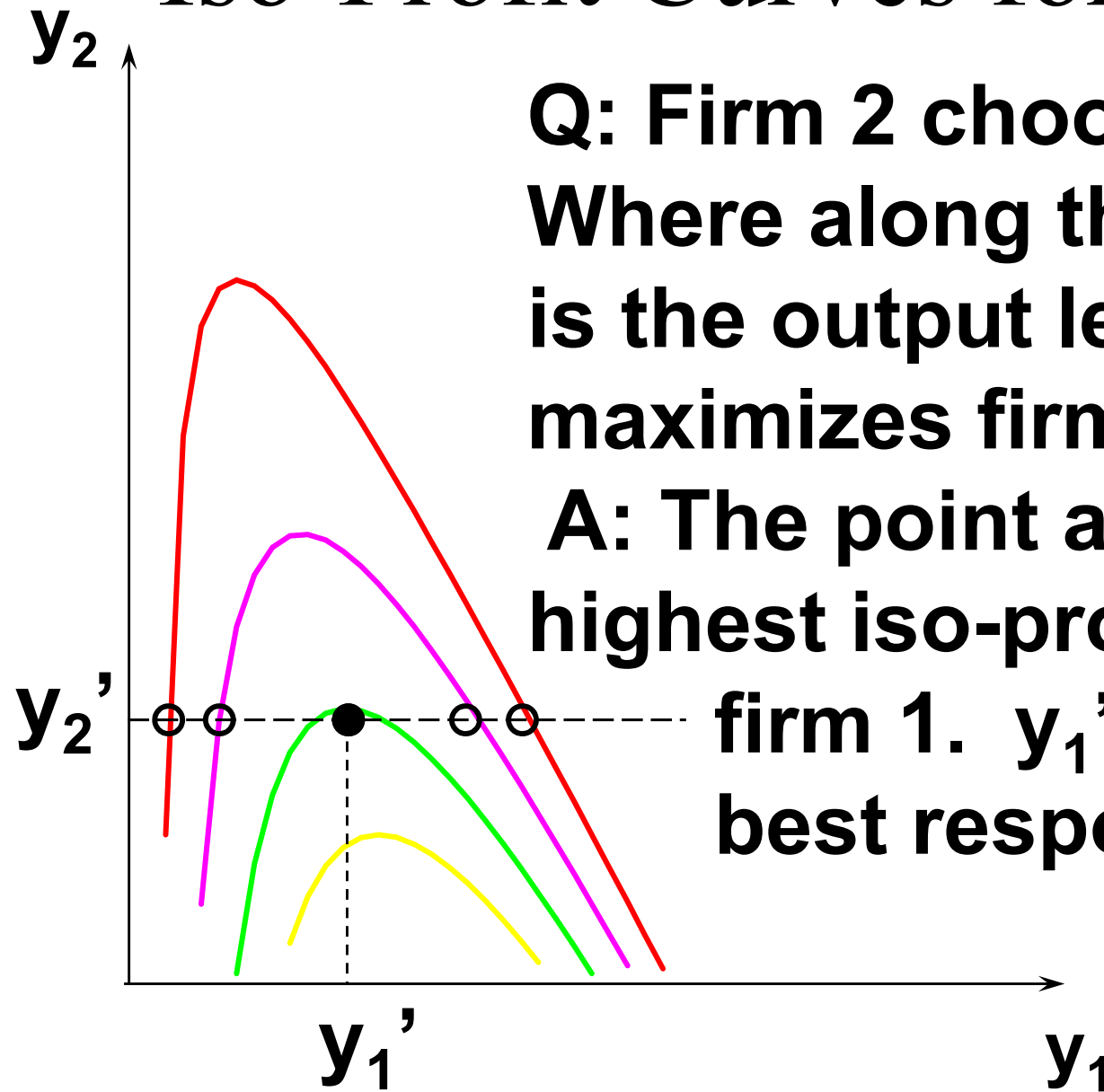
Iso-Profit Curves for Firm 1



**Q: Firm 2 chooses $y_2 = y_2'$.
Where along the line $y_2 = y_2'$
is the output level that
maximizes firm 1's profit?**

**A: The point attaining the
highest iso-profit curve for
firm 1.**

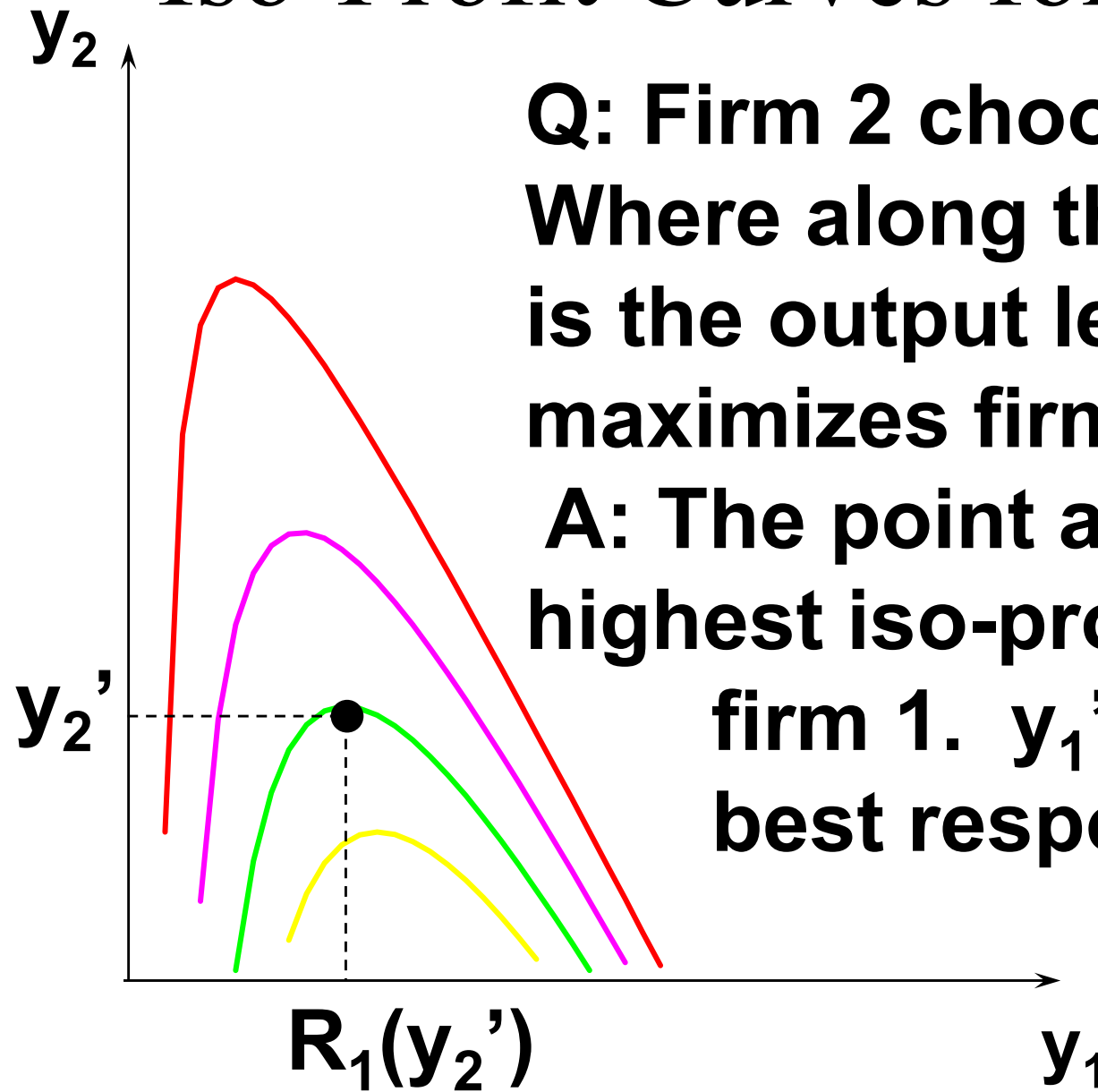
Iso-Profit Curves for Firm 1



**Q: Firm 2 chooses $y_2 = y_2'$.
Where along the line $y_2 = y_2'$
is the output level that
maximizes firm 1's profit?**

**A: The point attaining the
highest iso-profit curve for
firm 1. y_1' is firm 1's
best response to $y_2 = y_2'$.**

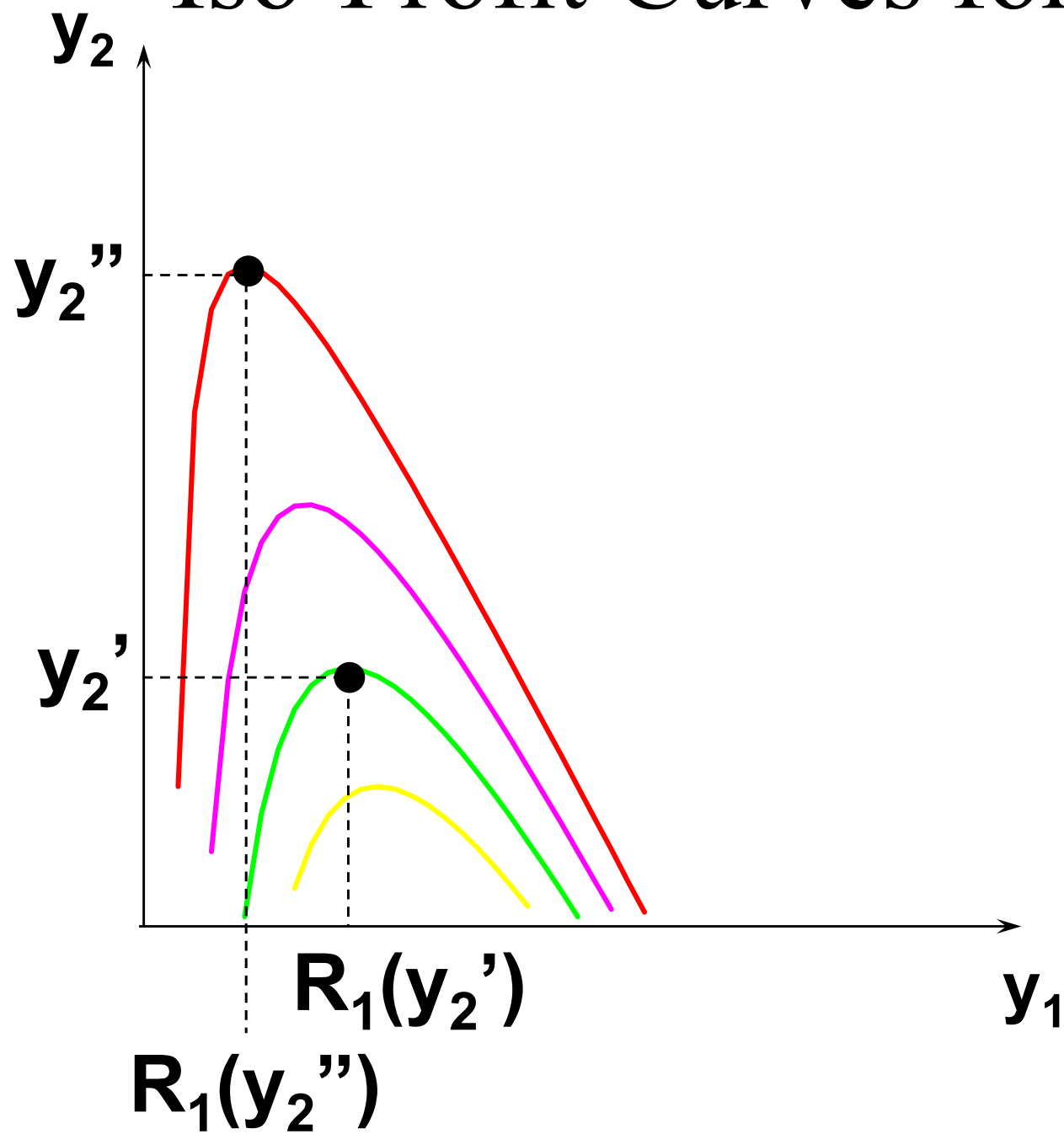
Iso-Profit Curves for Firm 1



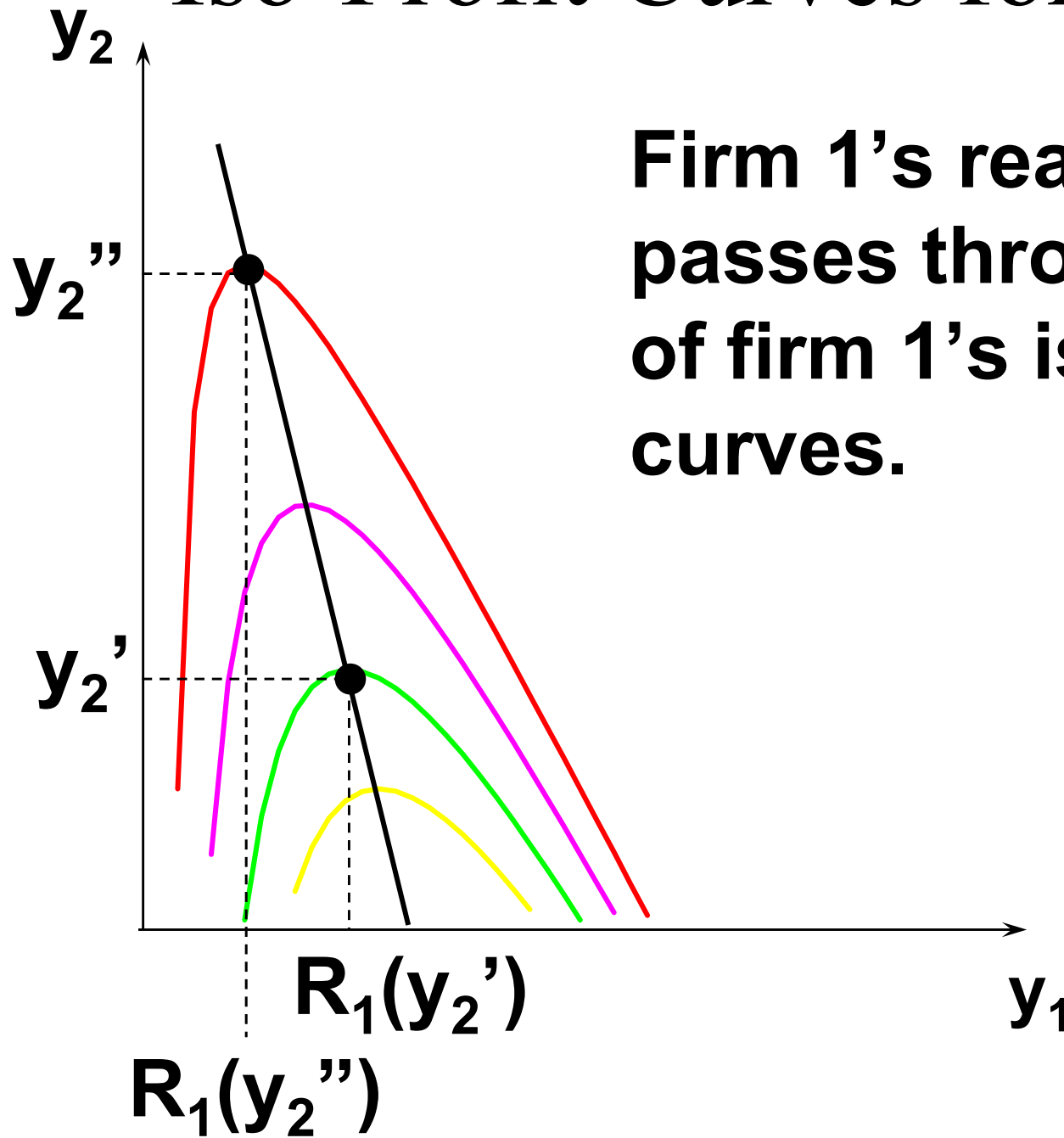
**Q: Firm 2 chooses $y_2 = y_2'$.
Where along the line $y_2 = y_2'$
is the output level that
maximizes firm 1's profit?**

**A: The point attaining the
highest iso-profit curve for
firm 1. y_1' is firm 1's
best response to $y_2 = y_2'$.**

Iso-Profit Curves for Firm 1



Iso-Profit Curves for Firm 1



Firm 1's reaction curve passes through the "tops" of firm 1's iso-profit curves.

Iso-Profit Curves for Firm 2

y_2

**Increasing profit
for firm 2.**

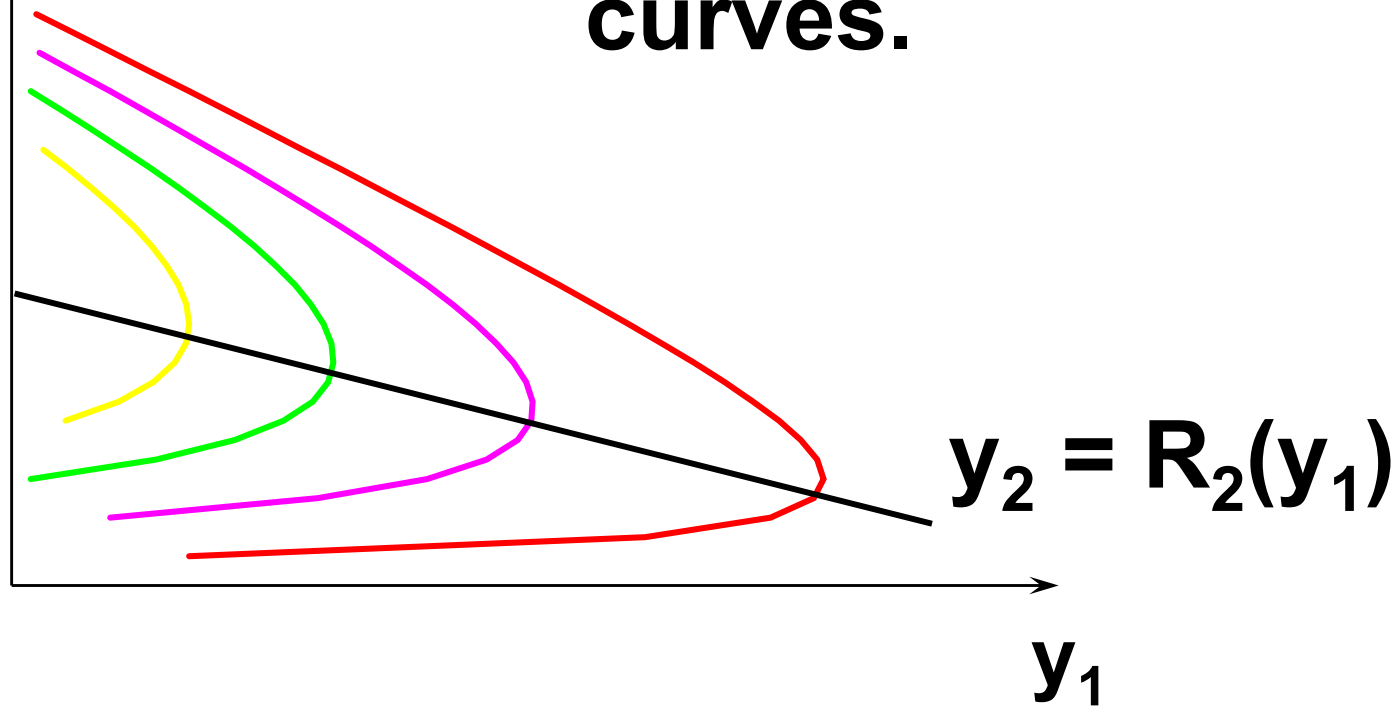


y_1

Iso-Profit Curves for Firm 2

y_2

Firm 2's reaction curve passes through the "tops" of firm 2's iso-profit curves.



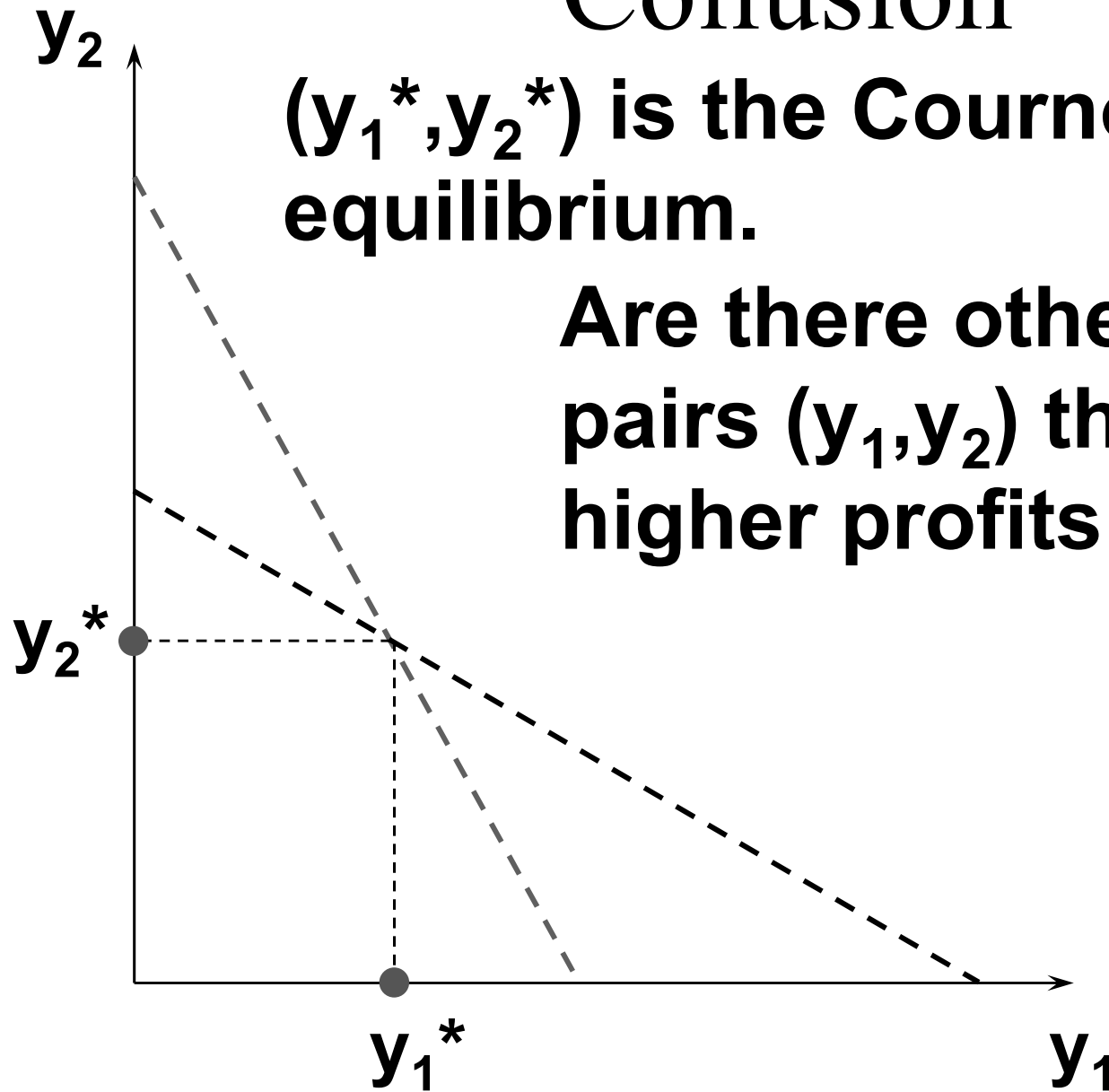
Collusion

- ◆ **Q: Are the Cournot-Nash equilibrium profits the largest that the firms can earn in total?**

Collusion

(y_1^*, y_2^*) is the Cournot-Nash equilibrium.

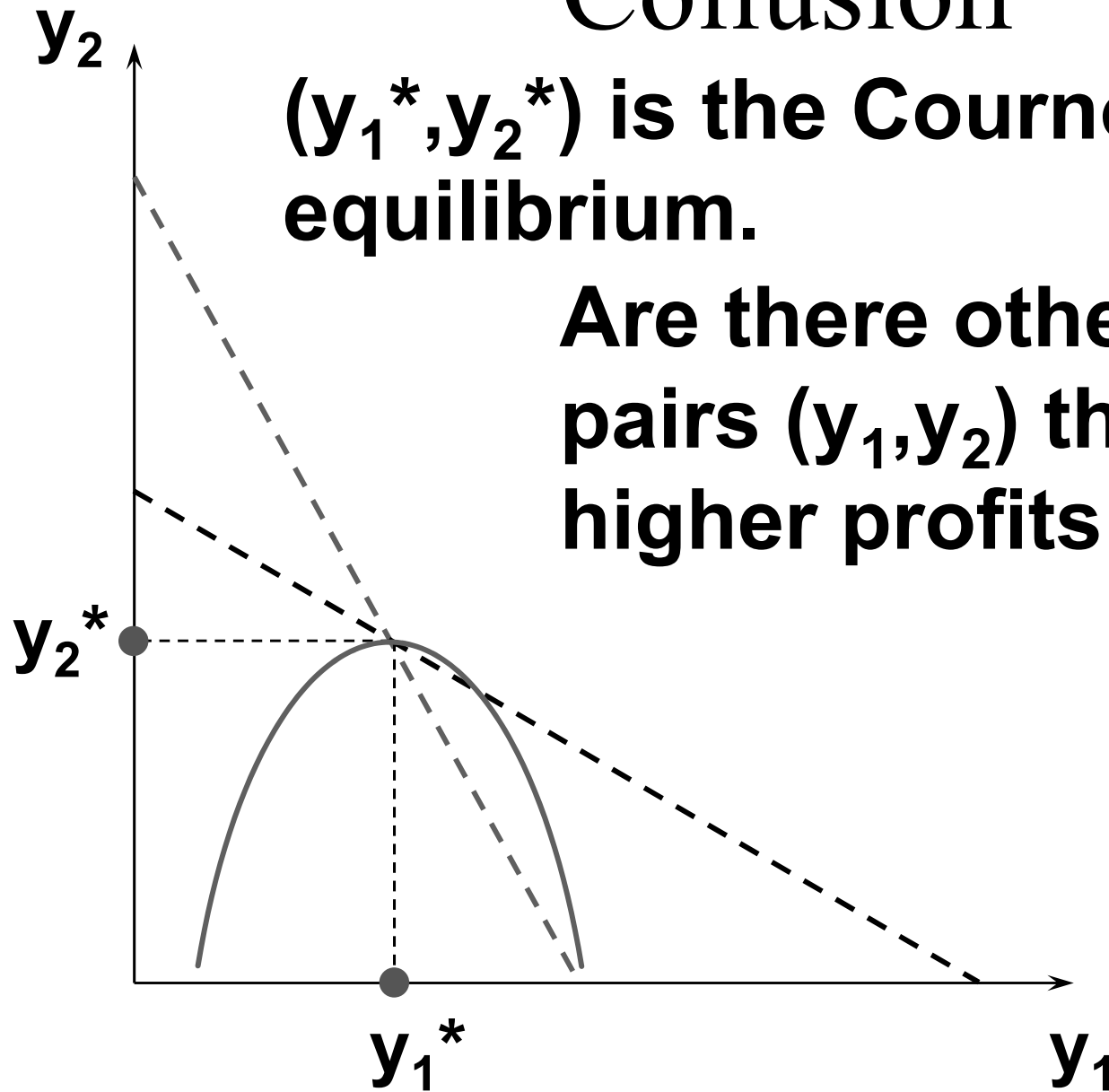
Are there other output level pairs (y_1, y_2) that give higher profits to both firms?



Collusion

(y_1^*, y_2^*) is the Cournot-Nash equilibrium.

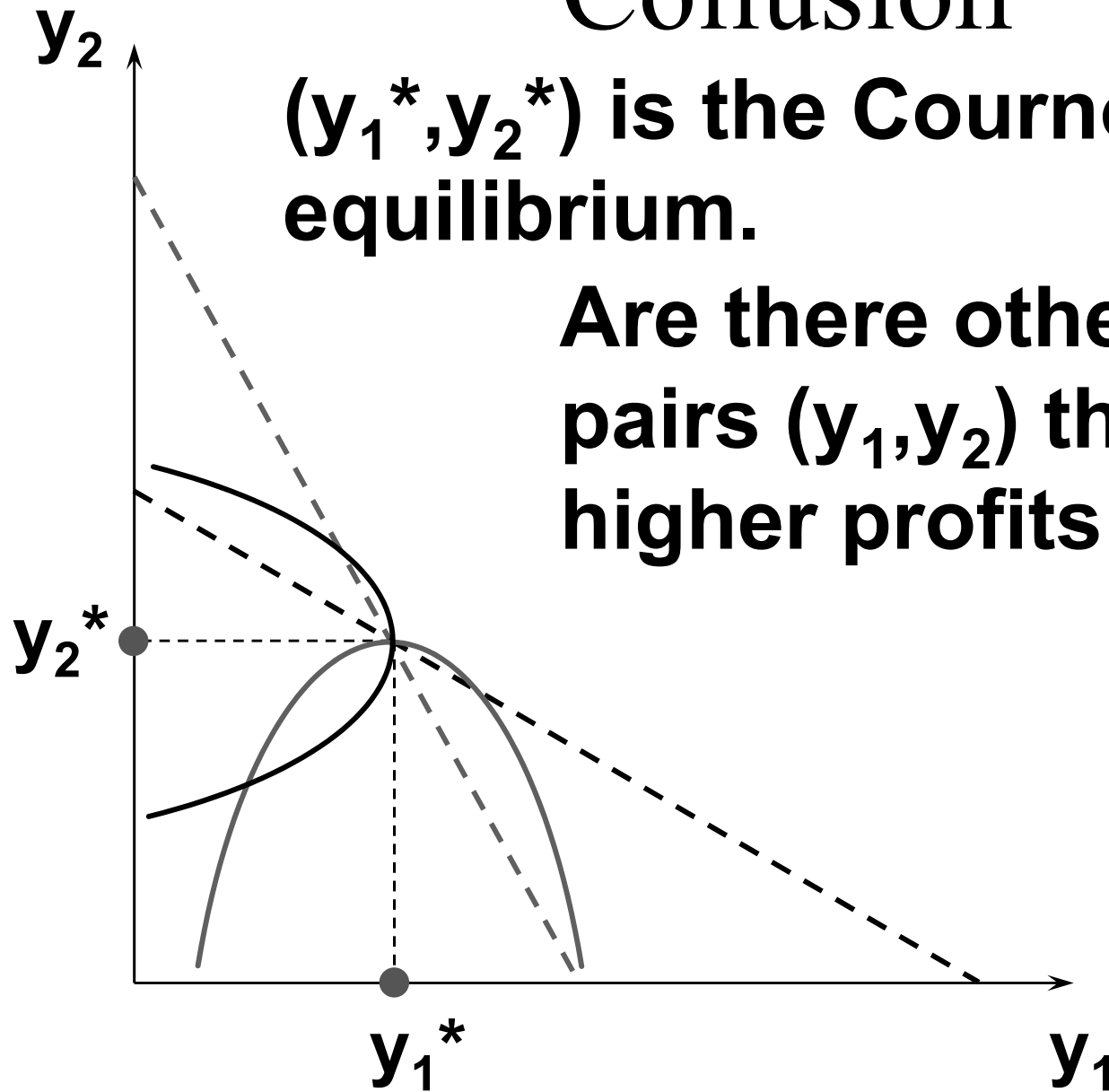
Are there other output level pairs (y_1, y_2) that give higher profits to both firms?



Collusion

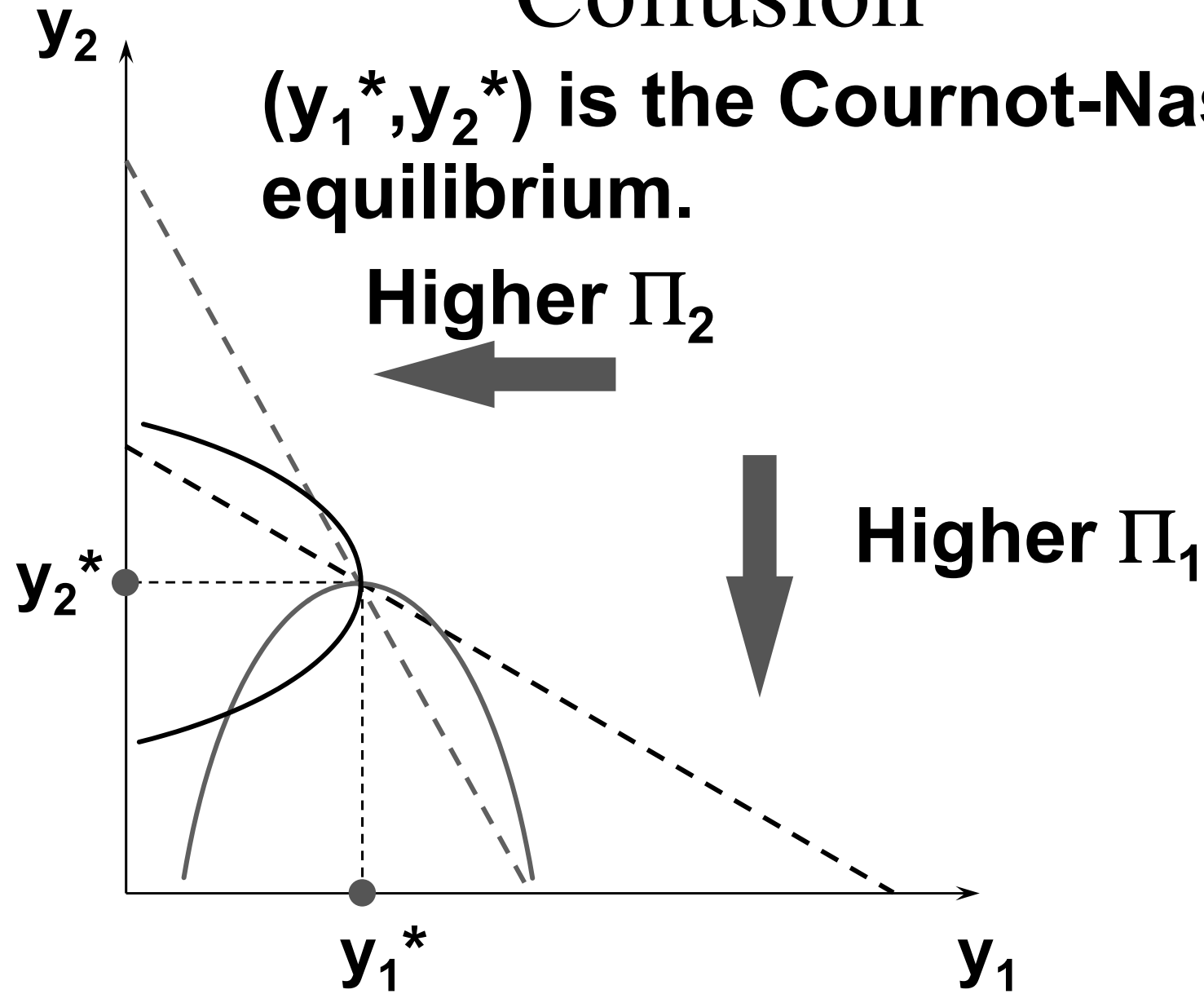
(y_1^*, y_2^*) is the Cournot-Nash equilibrium.

Are there other output level pairs (y_1, y_2) that give higher profits to both firms?

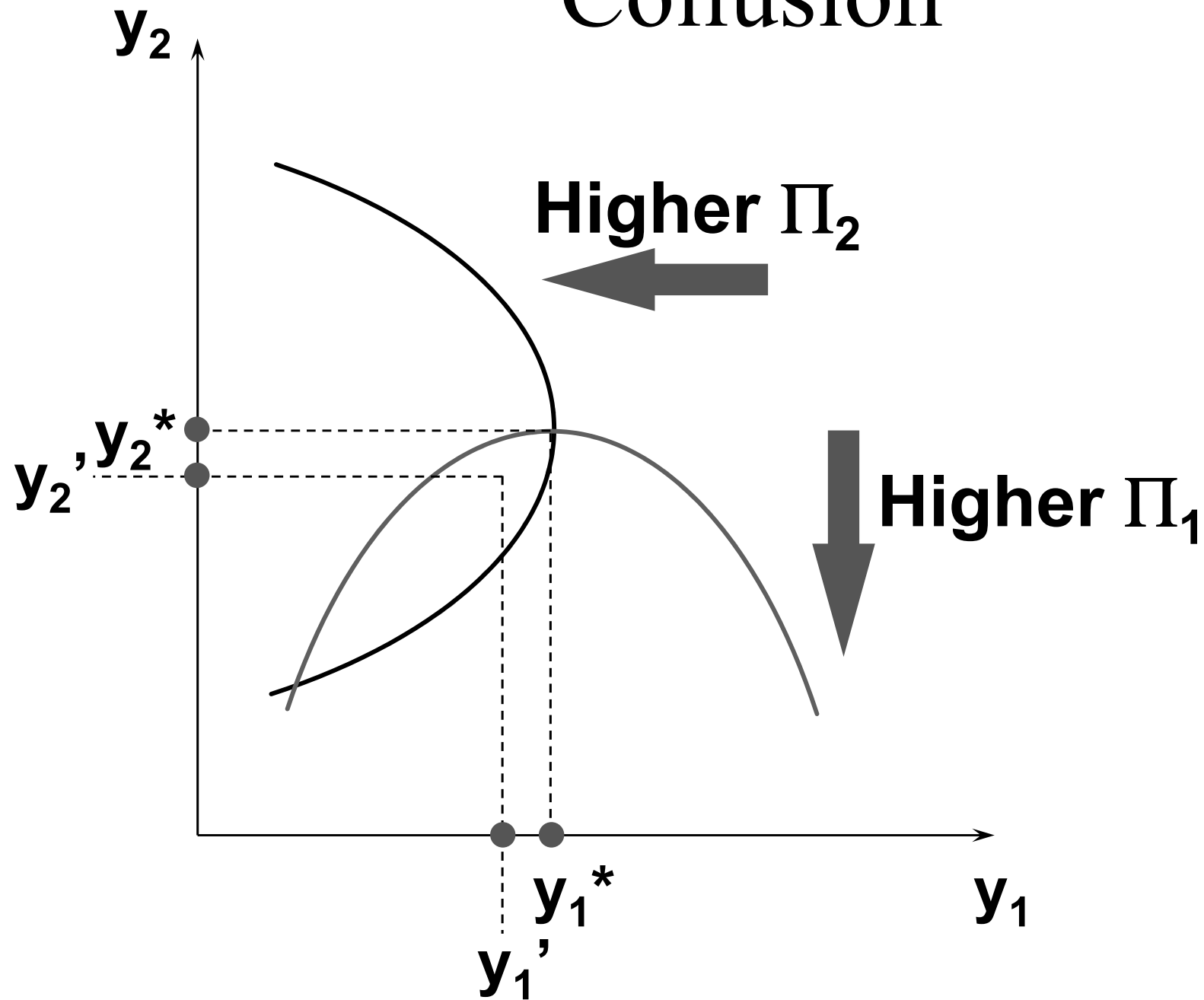


Collusion

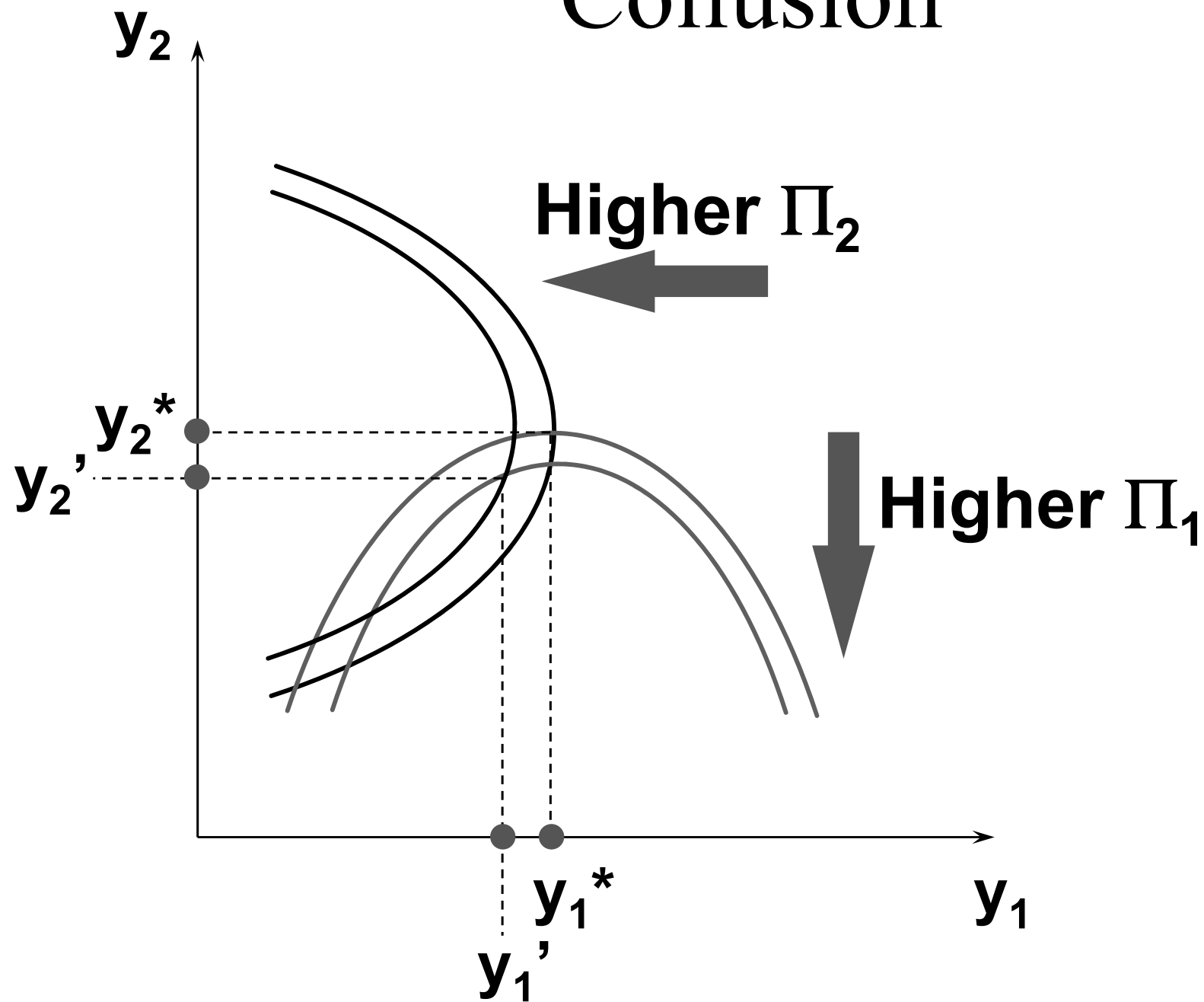
(y_1^*, y_2^*) is the Cournot-Nash equilibrium.



Collusion

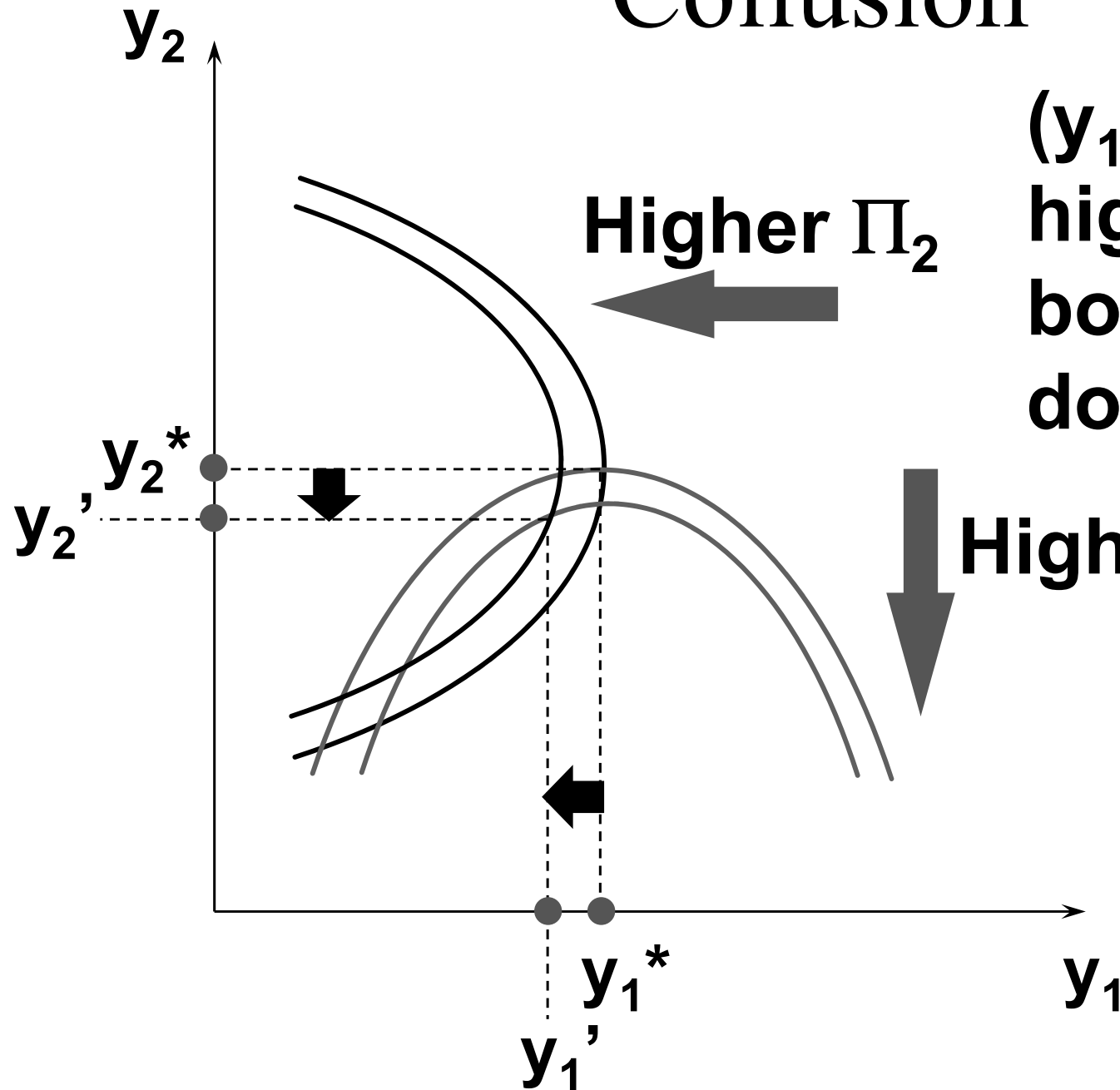


Collusion



Collusion

(y_1', y_2') earns higher profits for both firms than does (y_1^*, y_2^*) .



Collusion

- ◆ **So there are profit incentives for both firms to “cooperate” by lowering their output levels.**
- ◆ **This is collusion.**
- ◆ **Firms that collude are said to have formed a cartel.**
- ◆ **If firms form a cartel, how should they do it?**

Collusion

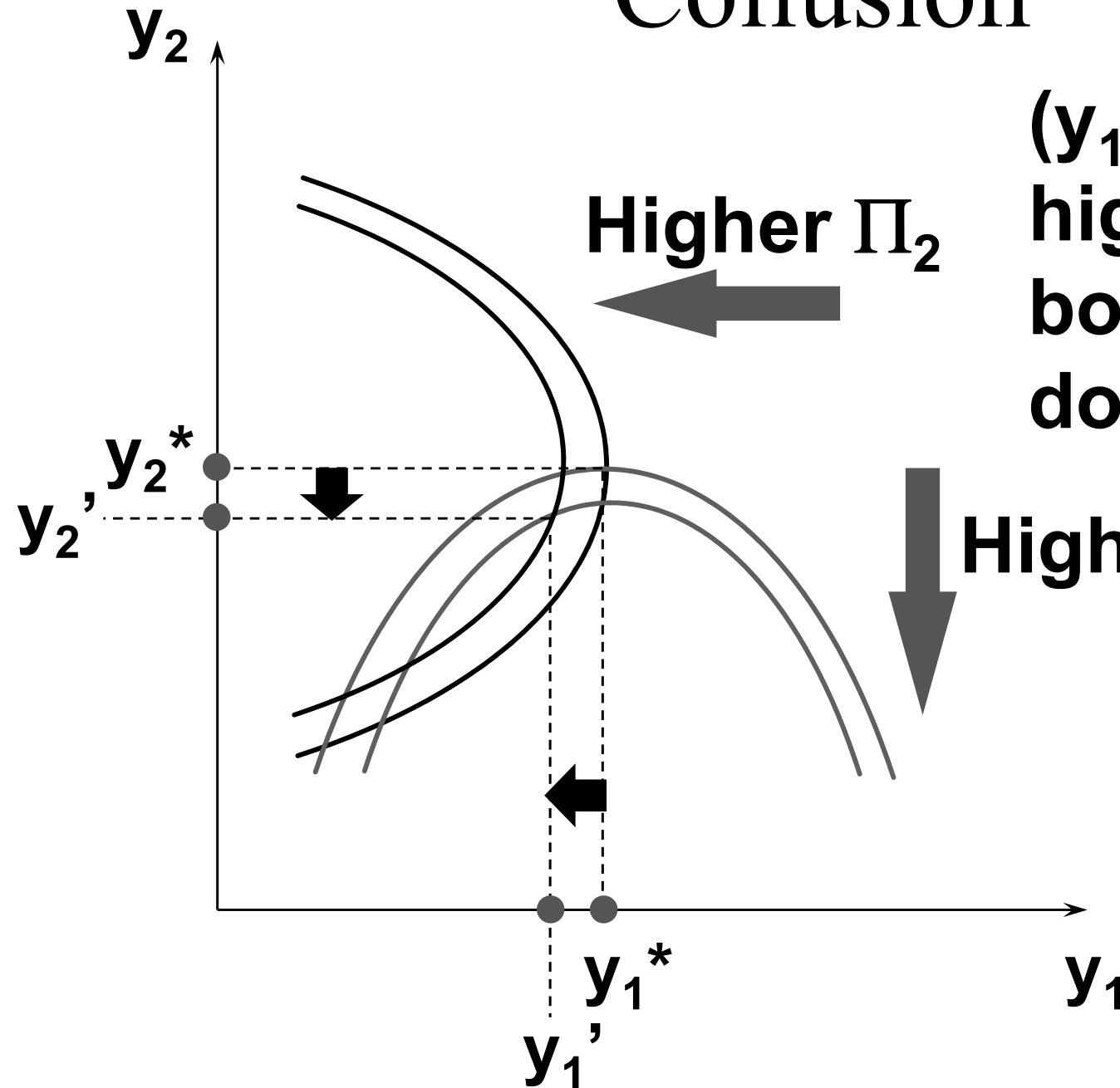
- ◆ **Suppose the two firms want to maximize their total profit and divide it between them. Their goal is to choose cooperatively output levels y_1 and y_2 that maximize**

$$\Pi^m(y_1, y_2) = p(y_1 + y_2)(y_1 + y_2) - c_1(y_1) - c_2(y_2).$$

Collusion

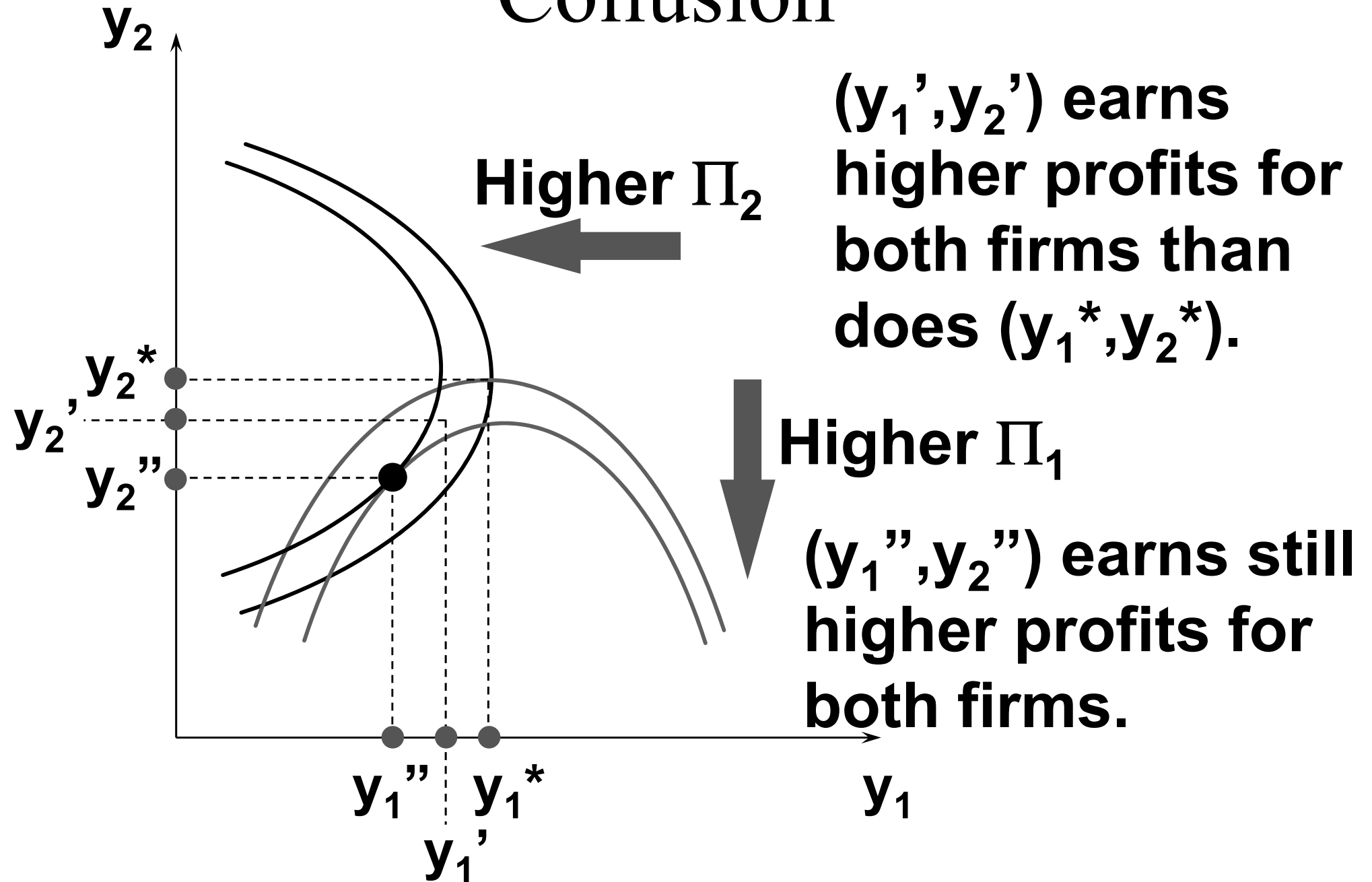
- ◆ **The firms cannot do worse by colluding since they can cooperatively choose their Cournot-Nash equilibrium output levels and so earn their Cournot-Nash equilibrium profits. So collusion must provide profits at least as large as their Cournot-Nash equilibrium profits.**

Collusion



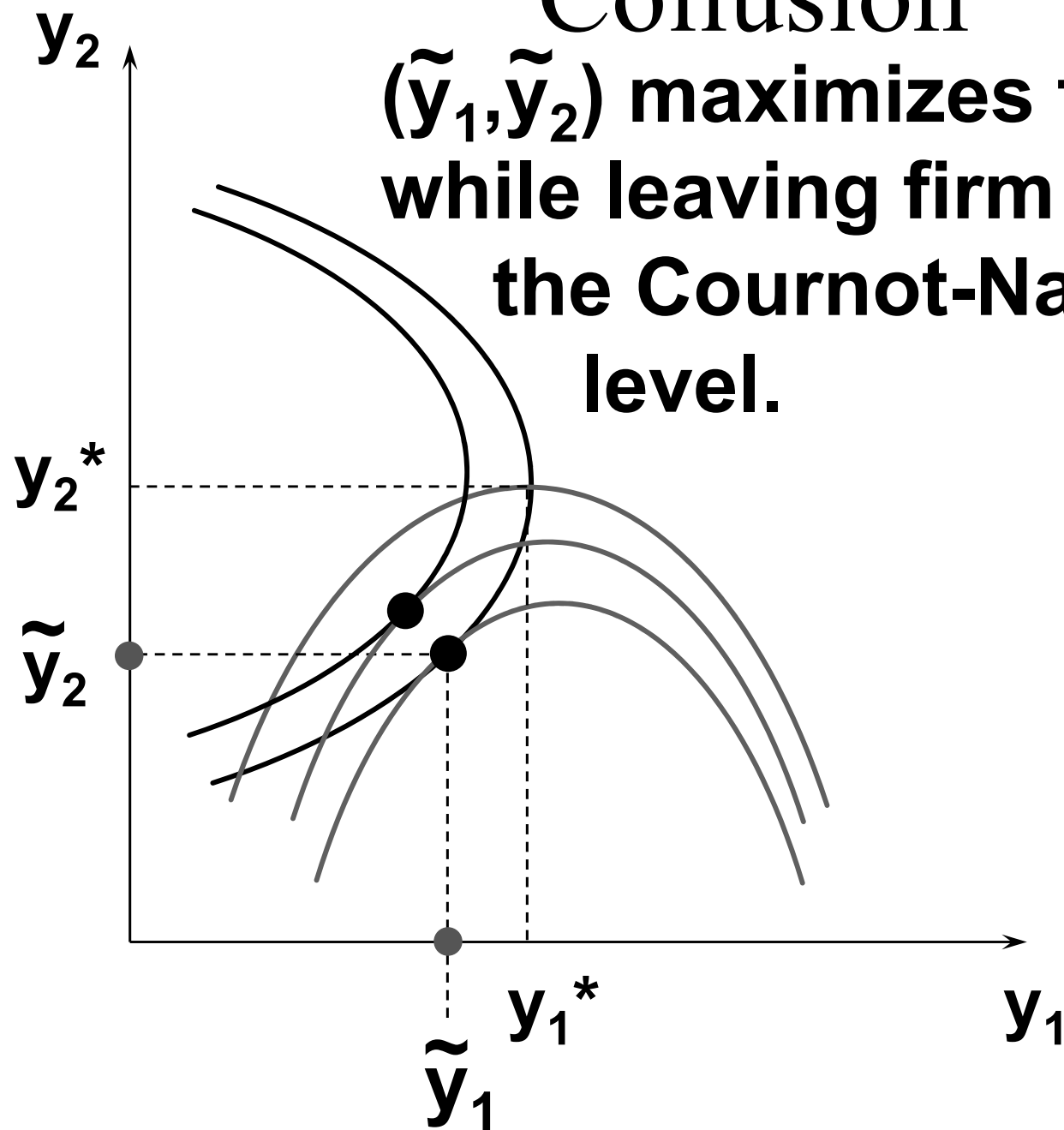
(y_1', y_2') earns higher profits for both firms than does (y_1^*, y_2^*) .

Collusion



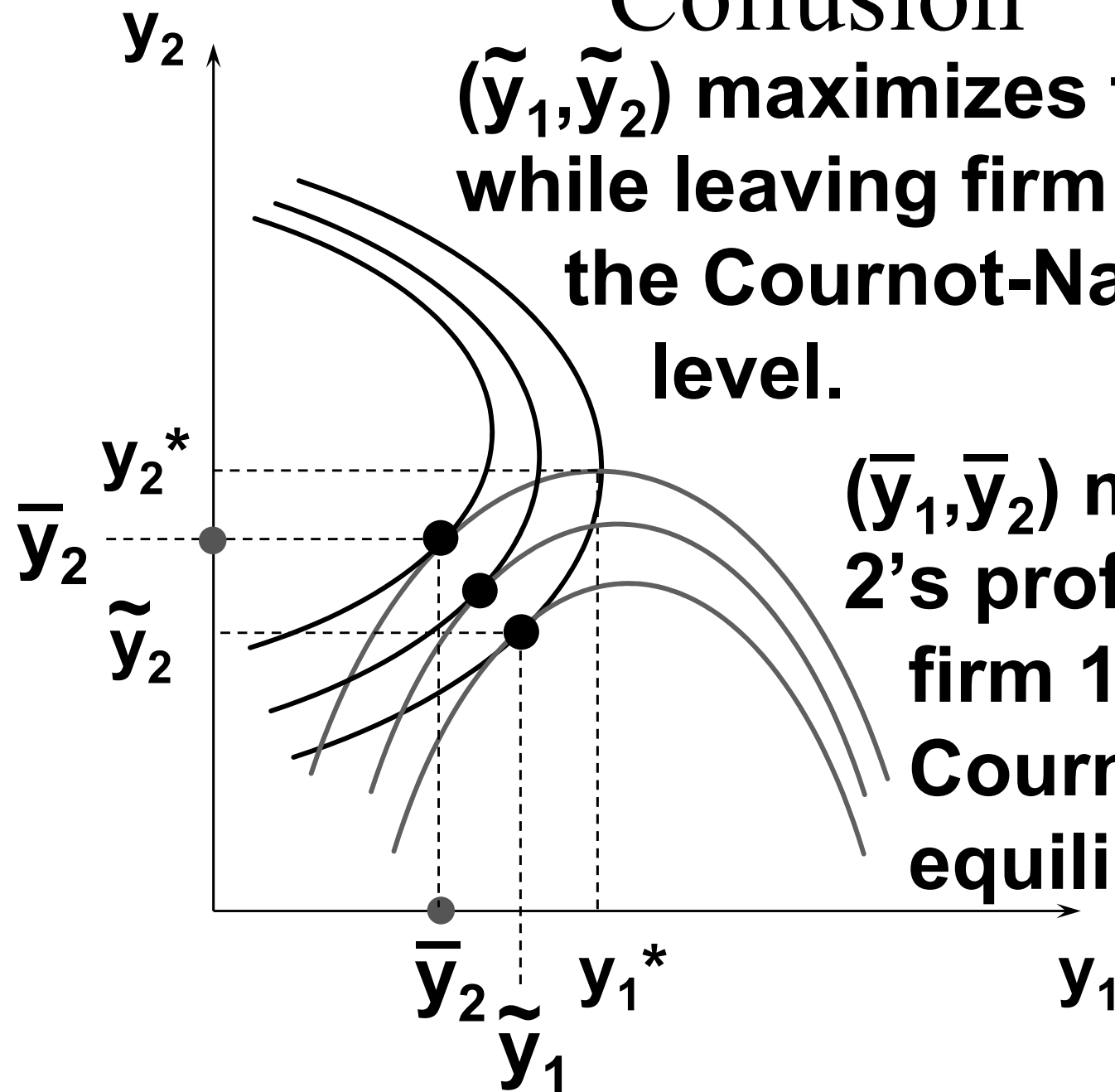
Collusion

$(\tilde{y}_1, \tilde{y}_2)$ maximizes firm 1's profit while leaving firm 2's profit at the Cournot-Nash equilibrium level.



Collusion

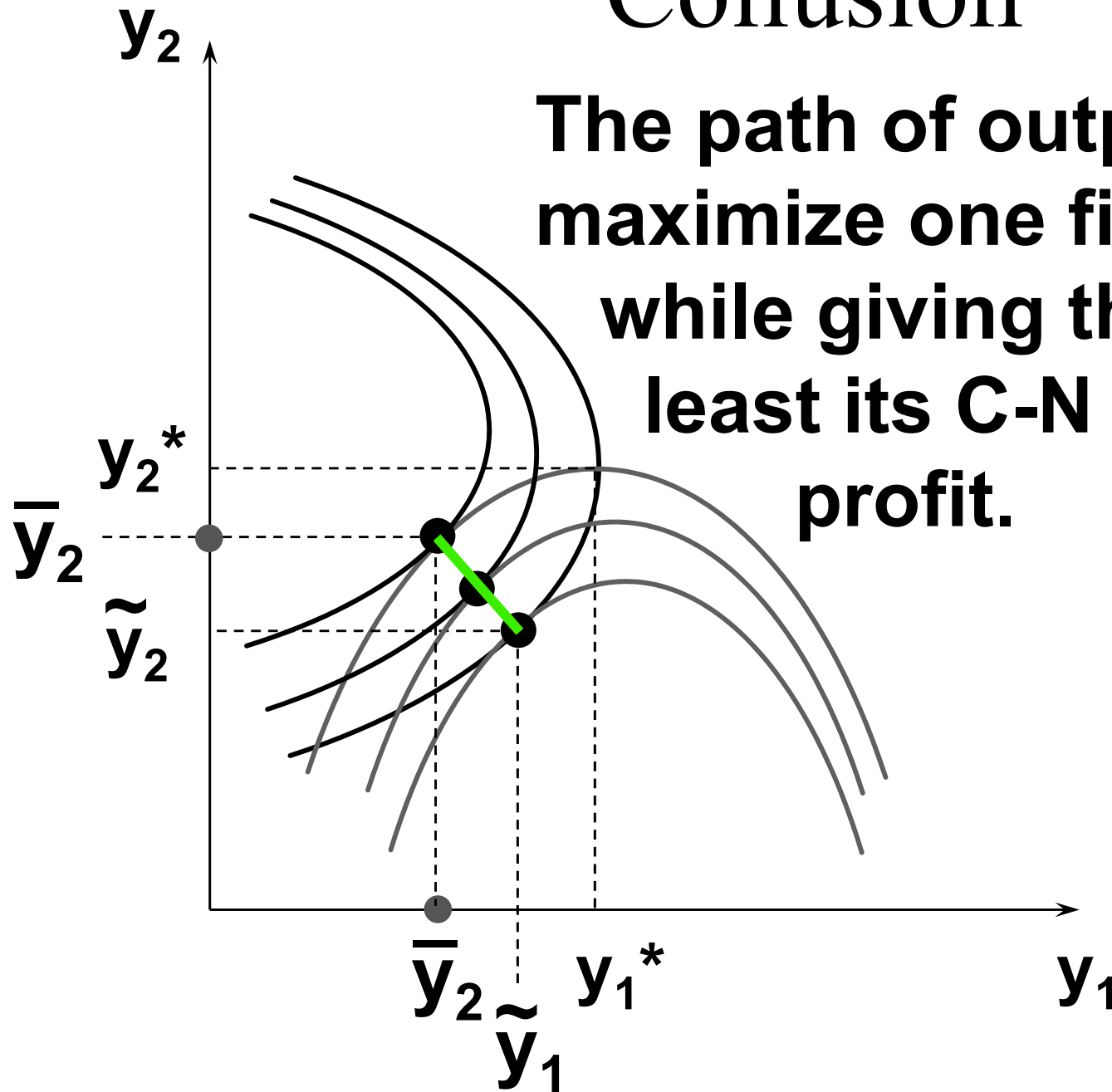
$(\tilde{y}_1, \tilde{y}_2)$ maximizes firm 1's profit while leaving firm 2's profit at the Cournot-Nash equilibrium level.



(\bar{y}_1, \bar{y}_2) maximizes firm 2's profit while leaving firm 1's profit at the Cournot-Nash equilibrium level.

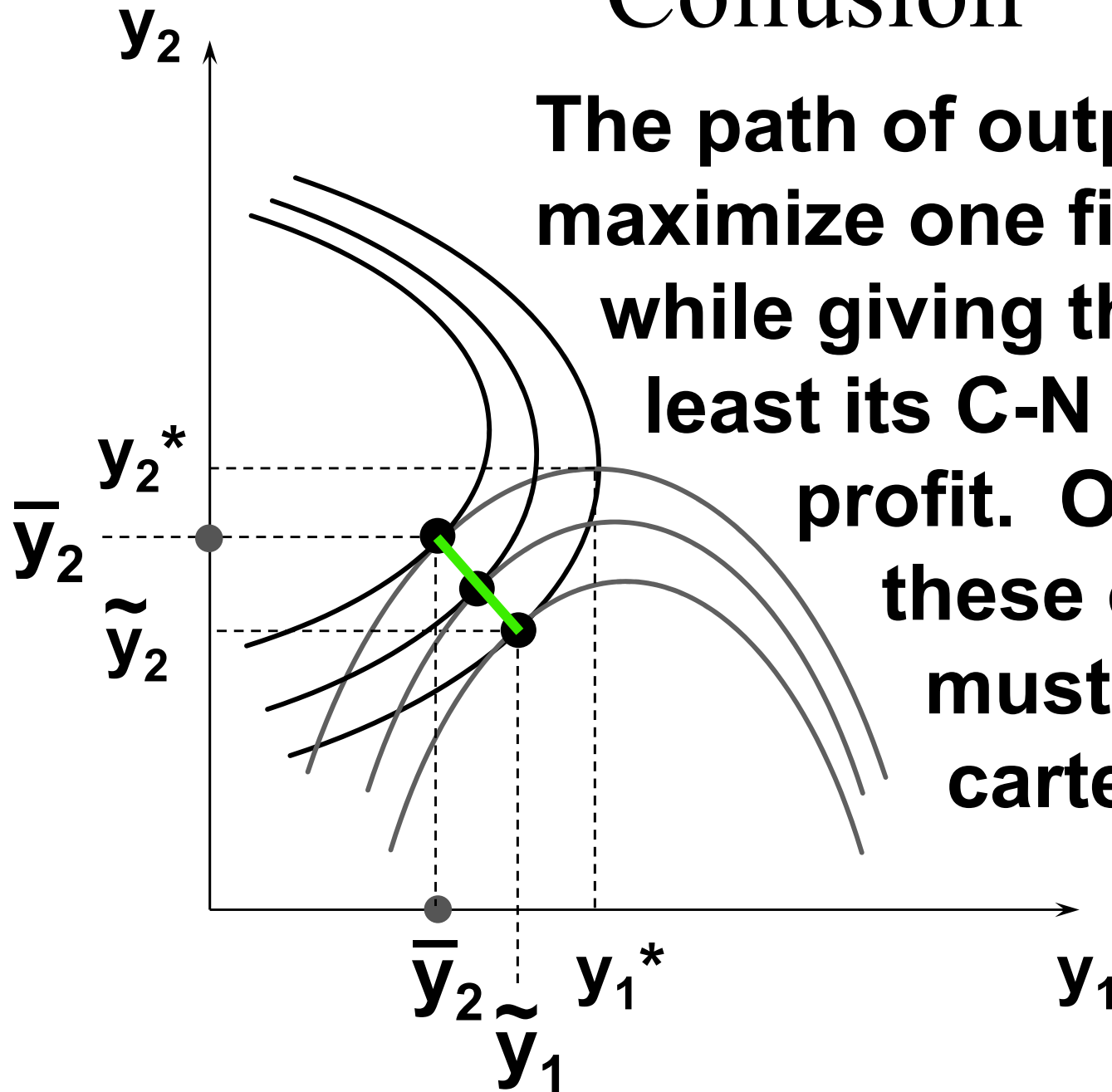
Collusion

The path of output pairs that maximize one firm's profit while giving the other firm at least its C-N equilibrium profit.

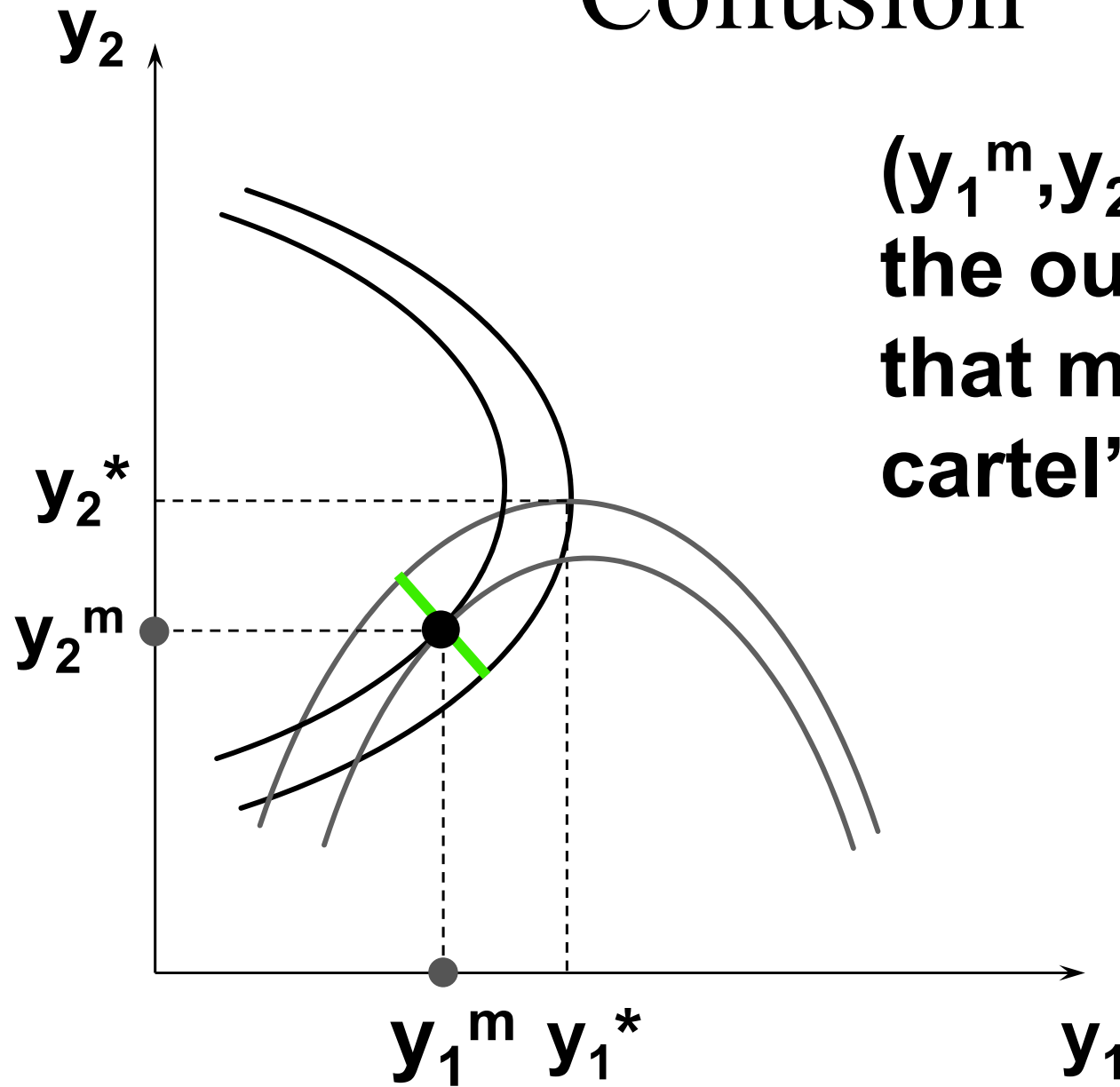


Collusion

The path of output pairs that maximize one firm's profit while giving the other firm at least its C-N equilibrium profit. One of these output pairs must maximize the cartel's joint profit.



Collusion



**(y_1^m, y_2^m) denotes
the output levels
that maximize the
cartel's total profit.**

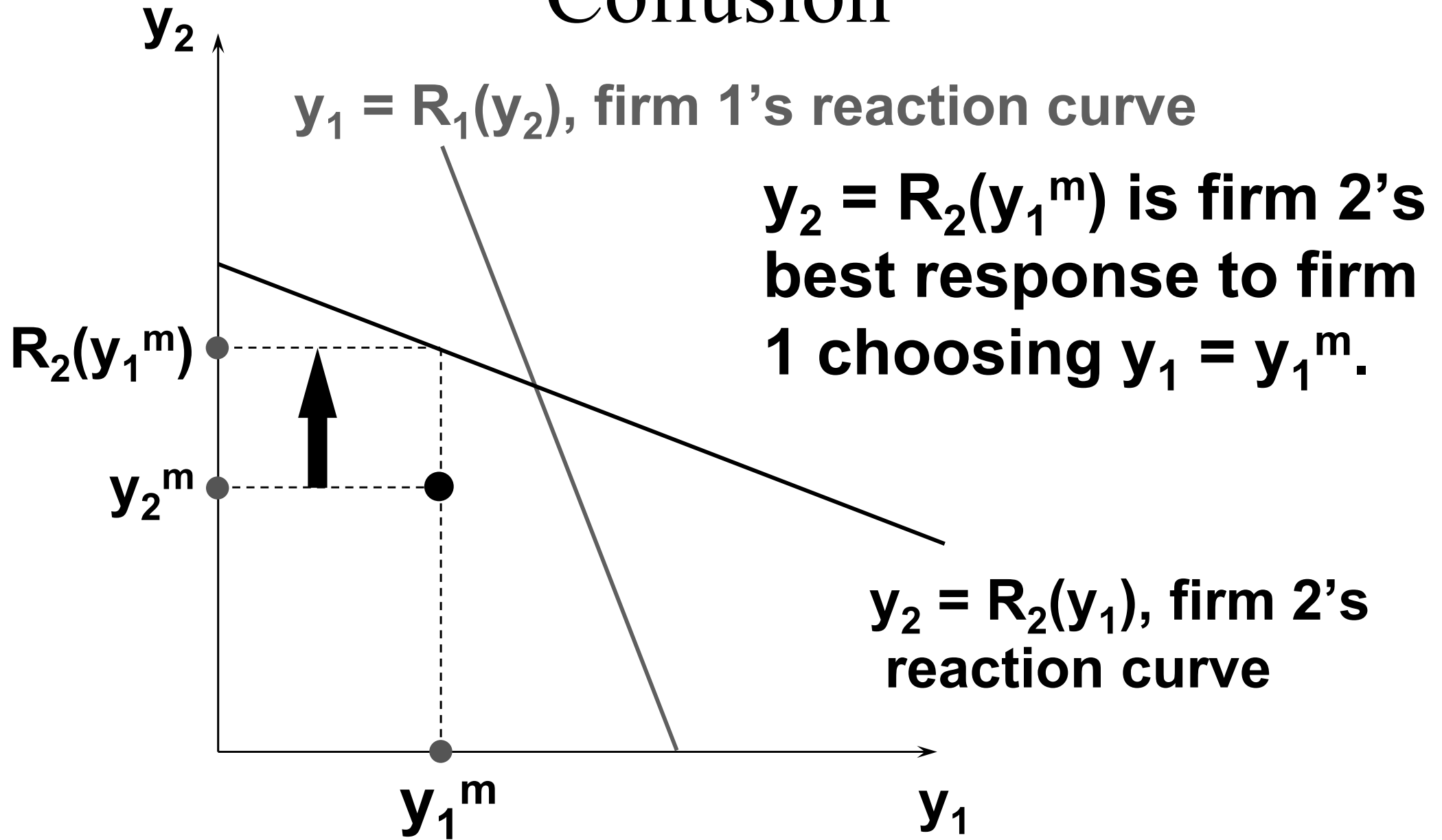
Collusion

- ◆ **Is such a cartel stable?**
- ◆ **Does one firm have an incentive to cheat on the other?**
- ◆ ***l.e.*, if firm 1 continues to produce y_1^m units, is it profit-maximizing for firm 2 to continue to produce y_2^m units?**

Collusion

- ◆ Firm 2's profit-maximizing response to $y_1 = y_1^m$ is $y_2 = R_2(y_1^m)$.

Collusion



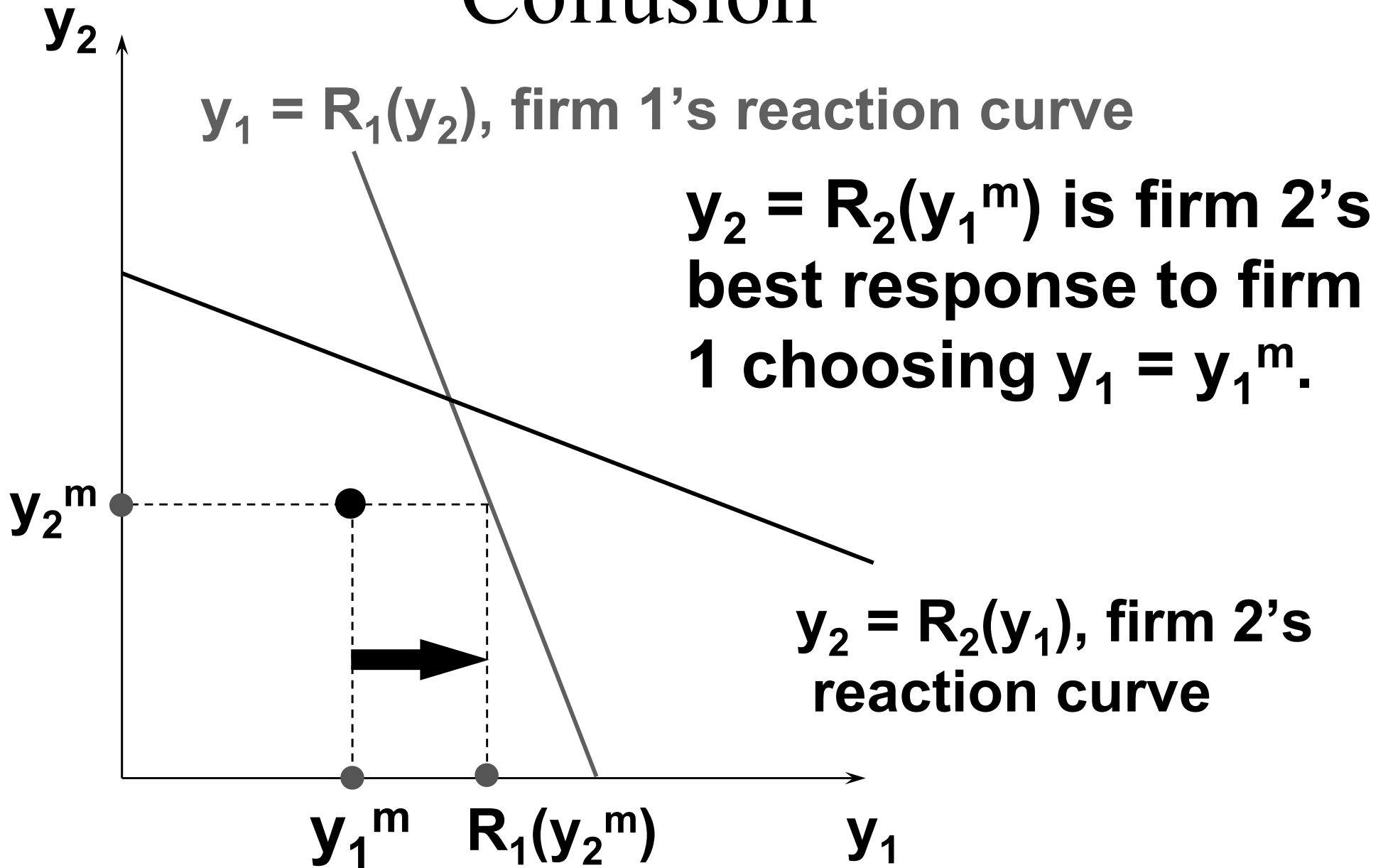
Collusion

- ◆ Firm 2's profit-maximizing response to $y_1 = y_1^m$ is $y_2 = R_2(y_1^m) > y_2^m$.
- ◆ Firm 2's profit increases if it cheats on firm 1 by increasing its output level from y_2^m to $R_2(y_1^m)$.

Collusion

- ◆ **Similarly, firm 1's profit increases if it cheats on firm 2 by increasing its output level from y_1^m to $R_1(y_2^m)$.**

Collusion



Collusion

- ◆ **So a profit-seeking cartel in which firms cooperatively set their output levels is fundamentally unstable.**
- ◆ ***E.g.*, OPEC's broken agreements.**

Collusion

- ◆ **So a profit-seeking cartel in which firms cooperatively set their output levels is fundamentally unstable.**
- ◆ ***E.g.*, OPEC's broken agreements.**
- ◆ **But is the cartel unstable if the game is repeated many times, instead of being played only once? Then there is an opportunity to punish a cheater.**

Collusion & Punishment Strategies

- ◆ **To determine if such a cartel can be stable we need to know 3 things:**
 - **(i) What is each firm's per period profit in the cartel?**
 - **(ii) What is the profit a cheat earns in the first period in which it cheats?**
 - **(iii) What is the profit the cheat earns in each period after it first cheats?**

Collusion & Punishment Strategies

- ◆ **Suppose two firms face an inverse market demand of $p(y_T) = 24 - y_T$ and have total costs of $c_1(y_1) = y_1^2$ and $c_2(y_2) = y_2^2$.**

Collusion & Punishment Strategies

◆ (i) What is each firm's per period profit in the cartel?

◆ $p(y_T) = 24 - y_T$, $c_1(y_1) = y_1^2$, $c_2(y_2) = y_2^2$.

◆ If the firms collude then their joint profit function is

$$\pi^M(y_1, y_2) = (24 - y_1 - y_2)(y_1 + y_2) - y_1^2 - y_2^2.$$

◆ What values of y_1 and y_2 maximize the cartel's profit?

Collusion & Punishment Strategies

- ◆ $\pi^M(y_1, y_2) = (24 - y_1 - y_2)(y_1 + y_2) - y_1^2 - y_2^2$.
- ◆ **What values of y_1 and y_2 maximize the cartel's profit? Solve**

$$\frac{\partial \pi^M}{\partial y_1} = 24 - 4y_1 - 2y_2 = 0$$

$$\frac{\partial \pi^M}{\partial y_2} = 24 - 2y_1 - 4y_2 = 0.$$

Collusion & Punishment Strategies

- ◆ $\pi^M(y_1, y_2) = (24 - y_1 - y_2)(y_1 + y_2) - y_1^2 - y_2^2$.
- ◆ **What values of y_1 and y_2 maximize the cartel's profit? Solve**

$$\frac{\partial \pi^M}{\partial y_1} = 24 - 4y_1 - 2y_2 = 0$$

$$\frac{\partial \pi^M}{\partial y_2} = 24 - 2y_1 - 4y_2 = 0.$$

- ◆ **Solution is $y_1^M = y_2^M = 4$.**

Collusion & Punishment Strategies

◆ $\pi^M(y_1, y_2) = (24 - y_1 - y_2)(y_1 + y_2) - y_1^2 - y_2^2.$

◆ $y_1^M = y_2^M = 4$ maximizes the cartel's profit.

◆ The maximum profit is therefore

$$\pi^M = \$(24 - 8)(8) - \$16 - \$16 = \$112.$$

◆ Suppose the firms share the profit equally, getting $\$112/2 = \56 each per period.

Collusion & Punishment Strategies

- ◆ **(iii) What is the profit the cheat earns in each period after it first cheats?**
- ◆ **This depends upon the punishment inflicted upon the cheat by the other firm.**

Collusion & Punishment Strategies

- ◆ **(iii) What is the profit the cheat earns in each period after it first cheats?**
- ◆ **This depends upon the punishment inflicted upon the cheat by the other firm.**
- ◆ **Suppose the other firm punishes by forever after not cooperating with the cheat.**
- ◆ **What are the firms' profits in the noncooperative C-N equilibrium?**

Collusion & Punishment Strategies

- ◆ What are the firms' profits in the noncooperative C-N equilibrium?
- ◆ $p(y_T) = 24 - y_T$, $c_1(y_1) = y_1^2$, $c_2(y_2) = y_2^2$.
- ◆ Given y_2 , firm 1's profit function is $\pi_1(y_1; y_2) = (24 - y_1 - y_2)y_1 - y_1^2$.

Collusion & Punishment Strategies

- ◆ What are the firms' profits in the noncooperative C-N equilibrium?
- ◆ $p(y_T) = 24 - y_T$, $c_1(y_1) = y_1^2$, $c_2(y_2) = y_2^2$.
- ◆ Given y_2 , firm 1's profit function is $\pi_1(y_1; y_2) = (24 - y_1 - y_2)y_1 - y_1^2$.
- ◆ The value of y_1 that is firm 1's best response to y_2 solves

$$\frac{\partial \pi_1}{\partial y_1} = 24 - 4y_1 - y_2 = 0 \quad \Rightarrow \quad y_1 = R_1(y_2) = \frac{24 - y_2}{4}.$$

Collusion & Punishment Strategies

◆ **What are the firms' profits in the noncooperative C-N equilibrium?**

◆ $\pi_1(y_1; y_2) = (24 - y_1 - y_2)y_1 - y_1^2$.

◆ $y_1 = R_1(y_2) = \frac{24 - y_2}{4}$.

◆ **Similarly,** $y_2 = R_2(y_1) = \frac{24 - y_1}{4}$.

Collusion & Punishment Strategies

◆ **What are the firms' profits in the noncooperative C-N equilibrium?**

◆ $\pi_1(y_1; y_2) = (24 - y_1 - y_2)y_1 - y_1^2.$

◆ $y_1 = R_1(y_2) = \frac{24 - y_2}{4}.$

◆ **Similarly,** $y_2 = R_2(y_1) = \frac{24 - y_1}{4}.$

◆ **The C-N equilibrium (y_1^*, y_2^*) solves**

$y_1 = R_1(y_2)$ and $y_2 = R_2(y_1) \Rightarrow y_1^* = y_2^* = 4.8.$

Collusion & Punishment Strategies

- ◆ **What are the firms' profits in the noncooperative C-N equilibrium?**
- ◆ $\pi_1(y_1; y_2) = (24 - y_1 - y_2)y_1 - y_1^2$.
- ◆ $y_1^* = y_2^* = 4.8$.
- ◆ **So each firm's profit in the C-N equilibrium is $\pi_1^* = \pi_2^* = (14.4)(4.8) - 4.8^2 \approx \46 each period.**

Collusion & Punishment Strategies

- ◆ (ii) What is the profit a cheat earns in the first period in which it cheats?
- ◆ Firm 1 cheats on firm 2 by producing the quantity y^{CH}_1 that maximizes firm 1's profit given that firm 2 continues to produce $y^{\text{M}}_2 = 4$. What is the value of y^{CH}_1 ?

Collusion & Punishment Strategies

- ◆ (ii) What is the profit a cheat earns in the first period in which it cheats?
- ◆ Firm 1 cheats on firm 2 by producing the quantity y^{CH}_1 that maximizes firm 1's profit given that firm 2 continues to produce $y^{\text{M}}_2 = 4$. What is the value of y^{CH}_1 ?
- ◆ $y^{\text{CH}}_1 = R_1(y^{\text{M}}_2) = (24 - y^{\text{M}}_2)/4 = (24 - 4)/4 = 5$.
- ◆ Firm 1's profit in the period in which it cheats is therefore
$$\pi^{\text{CH}}_1 = (24 - 5 - 1)(5) - 5^2 = \$65.$$

Collusion & Punishment Strategies

- ◆ **To determine if such a cartel can be stable we need to know 3 things:**
 - **(i) What is each firm's per period profit in the cartel? \$56.**
 - **(ii) What is the profit a cheat earns in the first period in which it cheats? \$65.**
 - **(iii) What is the profit the cheat earns in each period after it first cheats? \$46.**

Collusion & Punishment Strategies

- ◆ Each firm's periodic discount factor is $1/(1+r)$.
- ◆ The present-value of firm 1's profits if it does not cheat is ??

Collusion & Punishment Strategies

- ◆ Each firm's periodic discount factor is $1/(1+r)$.
- ◆ The present-value of firm 1's profits if it does not cheat is

$$PV^{\text{CH}} = \$56 + \frac{\$56}{1+r} + \frac{\$56}{(1+r)^2} + \dots = \$ \frac{(1+r)56}{r}.$$

Collusion & Punishment Strategies

- ◆ Each firm's periodic discount factor is $1/(1+r)$.
- ◆ The present-value of firm 1's profits if it does not cheat is

$$PV^{\text{CH}} = \$56 + \frac{\$56}{1+r} + \frac{\$56}{(1+r)^2} + \dots = \$ \frac{(1+r)56}{r}.$$

- ◆ The present-value of firm 1's profit if it cheats this period is ??

Collusion & Punishment Strategies

◆ Each firm's periodic discount factor is $1/(1+r)$.

◆ The present-value of firm 1's profits if it does not cheat is

$$PV^{CH} = \$56 + \frac{\$56}{1+r} + \frac{\$56}{(1+r)^2} + \dots = \$ \frac{(1+r)56}{r}.$$

◆ The present-value of firm 1's profit if it cheats this period is

$$PV^M = \$65 + \frac{\$46}{1+r} + \frac{\$46}{(1+r)^2} + \dots = \$65 + \frac{\$46}{r}.$$

Collusion & Punishment Strategies

$$PV^{\text{CH}} = \$56 + \frac{\$56}{1+r} + \frac{\$56}{(1+r)^2} + \dots = \$ \frac{(1+r)56}{r}.$$

$$PV^{\text{M}} = \$65 + \frac{\$46}{1+r} + \frac{\$46}{(1+r)^2} + \dots = \$65 + \frac{\$46}{r}.$$

So the cartel will be stable if

$$\frac{(1+r)56}{r} + 56 < 65 + \frac{46}{r} \quad \Rightarrow \quad r > \frac{10}{9} \quad \Rightarrow \quad \frac{1}{1+r} < \frac{9}{19}.$$

The Order of Play

- ◆ **So far it has been assumed that firms choose their output levels simultaneously.**
- ◆ **The competition between the firms is then a simultaneous play game in which the output levels are the strategic variables.**

The Order of Play

- ◆ **What if firm 1 chooses its output level first and then firm 2 responds to this choice?**
- ◆ **Firm 1 is then a leader. Firm 2 is a follower.**
- ◆ **The competition is a sequential game in which the output levels are the strategic variables.**

The Order of Play

- ◆ **Such games are von Stackelberg games.**
- ◆ **Is it better to be the leader?**
- ◆ **Or is it better to be the follower?**

Stackelberg Games

- ◆ **Q: What is the best response that follower firm 2 can make to the choice y_1 already made by the leader, firm 1?**

Stackelberg Games

- ◆ **Q: What is the best response that follower firm 2 can make to the choice y_1 already made by the leader, firm 1?**
- ◆ **A: Choose $y_2 = R_2(y_1)$.**

Stackelberg Games

- ◆ **Q: What is the best response that follower firm 2 can make to the choice y_1 already made by the leader, firm 1?**
- ◆ **A: Choose $y_2 = R_2(y_1)$.**
- ◆ **Firm 1 knows this and so perfectly anticipates firm 2's reaction to any y_1 chosen by firm 1.**

Stackelberg Games

- ◆ **This makes the leader's profit function**

$$\Pi_1^S(y_1) = p(y_1 + R_2(y_1))y_1 - c_1(y_1).$$

Stackelberg Games

- ◆ **This makes the leader's profit function**

$$\Pi_1^S(y_1) = p(y_1 + R_2(y_1))y_1 - c_1(y_1).$$

- ◆ **The leader chooses y_1 to maximize its profit.**

Stackelberg Games

- ◆ **This makes the leader's profit function**

$$\Pi_1^S(y_1) = p(y_1 + R_2(y_1))y_1 - c_1(y_1).$$

- ◆ **The leader chooses y_1 to maximize its profit.**
- ◆ **Q: Will the leader make a profit at least as large as its Cournot-Nash equilibrium profit?**

Stackelberg Games

- ◆ **A: Yes. The leader could choose its Cournot-Nash output level, knowing that the follower would then also choose its C-N output level. The leader's profit would then be its C-N profit. But the leader does not have to do this, so its profit must be at least as large as its C-N profit.**

Stackelberg Games; An Example

◆ The market inverse demand function is $p = 60 - y_T$. The firms' cost functions are $c_1(y_1) = y_1^2$ and $c_2(y_2) = 15y_2 + y_2^2$.

◆ Firm 2 is the follower. Its reaction function is

$$y_2 = R_2(y_1) = \frac{45 - y_1}{4}.$$

Stackelberg Games; An Example

The leader's profit function is therefore

$$\begin{aligned}\Pi_1^s(y_1) &= (60 - y_1 - R_2(y_1))y_1 - y_1^2 \\ &= (60 - y_1 - \frac{45 - y_1}{4})y_1 - y_1^2 \\ &= \frac{195}{4}y_1 - \frac{7}{4}y_1^2.\end{aligned}$$

Stackelberg Games; An Example

The leader's profit function is therefore

$$\begin{aligned}\Pi_1^s(y_1) &= (60 - y_1 - R_2(y_1))y_1 - y_1^2 \\ &= (60 - y_1 - \frac{45 - y_1}{4})y_1 - y_1^2 \\ &= \frac{195}{4}y_1 - \frac{7}{4}y_1^2.\end{aligned}$$

For a profit-maximum for firm 1,

$$\frac{195}{4} = \frac{7}{2}y_1 \Rightarrow y_1^s = 13.9.$$

Stackelberg Games; An Example

Q: What is firm 2's response to the leader's choice $y_1^S = 13.9$?

Stackelberg Games; An Example

Q: What is firm 2's response to the leader's choice $y_1^s = 13.9$?

A: $y_2^s = R_2(y_1^s) = \frac{45 - 13.9}{4} = 7.8.$

Stackelberg Games; An Example

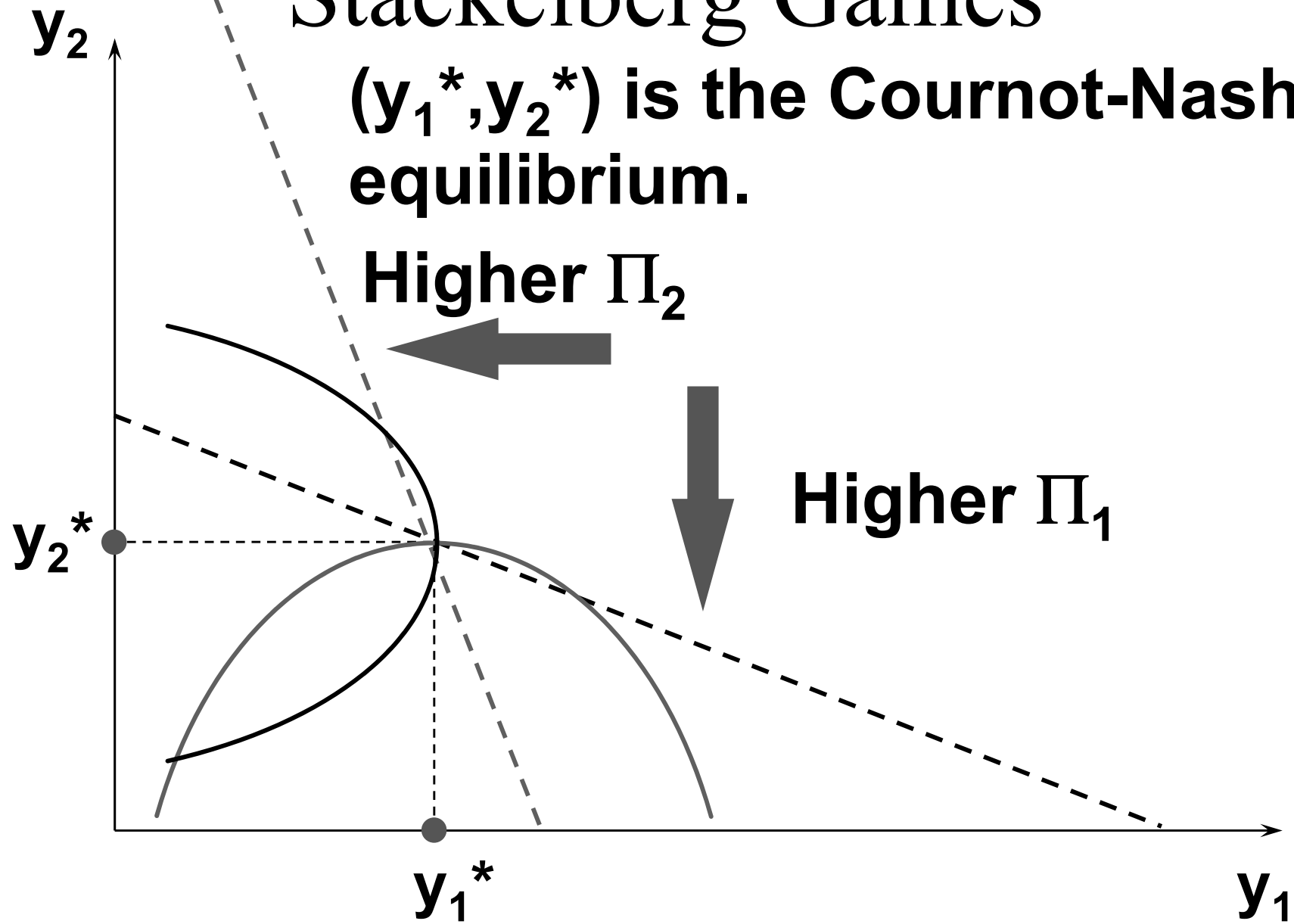
Q: What is firm 2's response to the leader's choice $y_1^s = 13.9$?

A: $y_2^s = R_2(y_1^s) = \frac{45 - 13.9}{4} = 7.8.$

The C-N output levels are $(y_1^*, y_2^*) = (13, 8)$ so the leader produces more than its C-N output and the follower produces less than its C-N output. This is true generally.

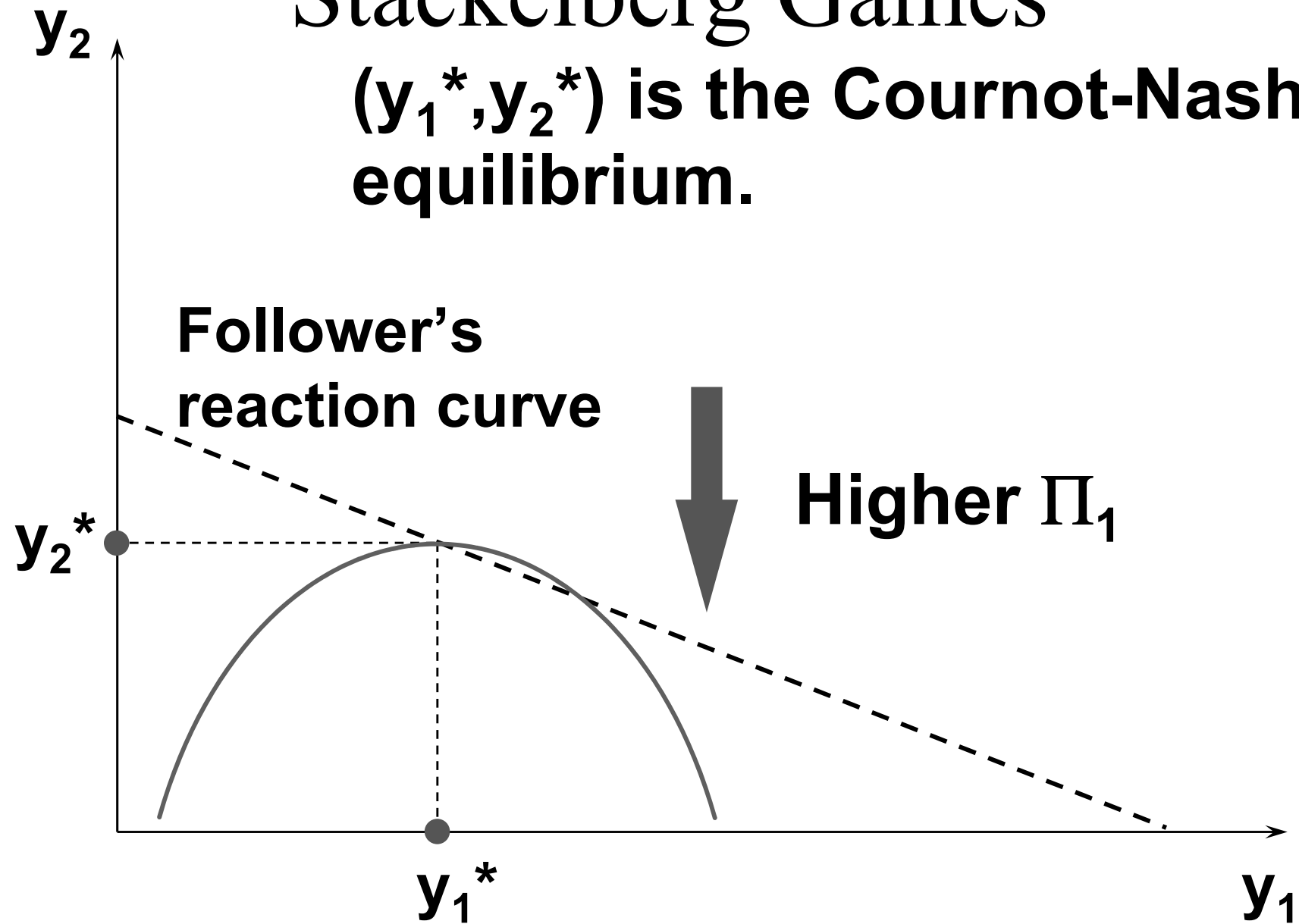
Stackelberg Games

(y_1^*, y_2^*) is the Cournot-Nash equilibrium.



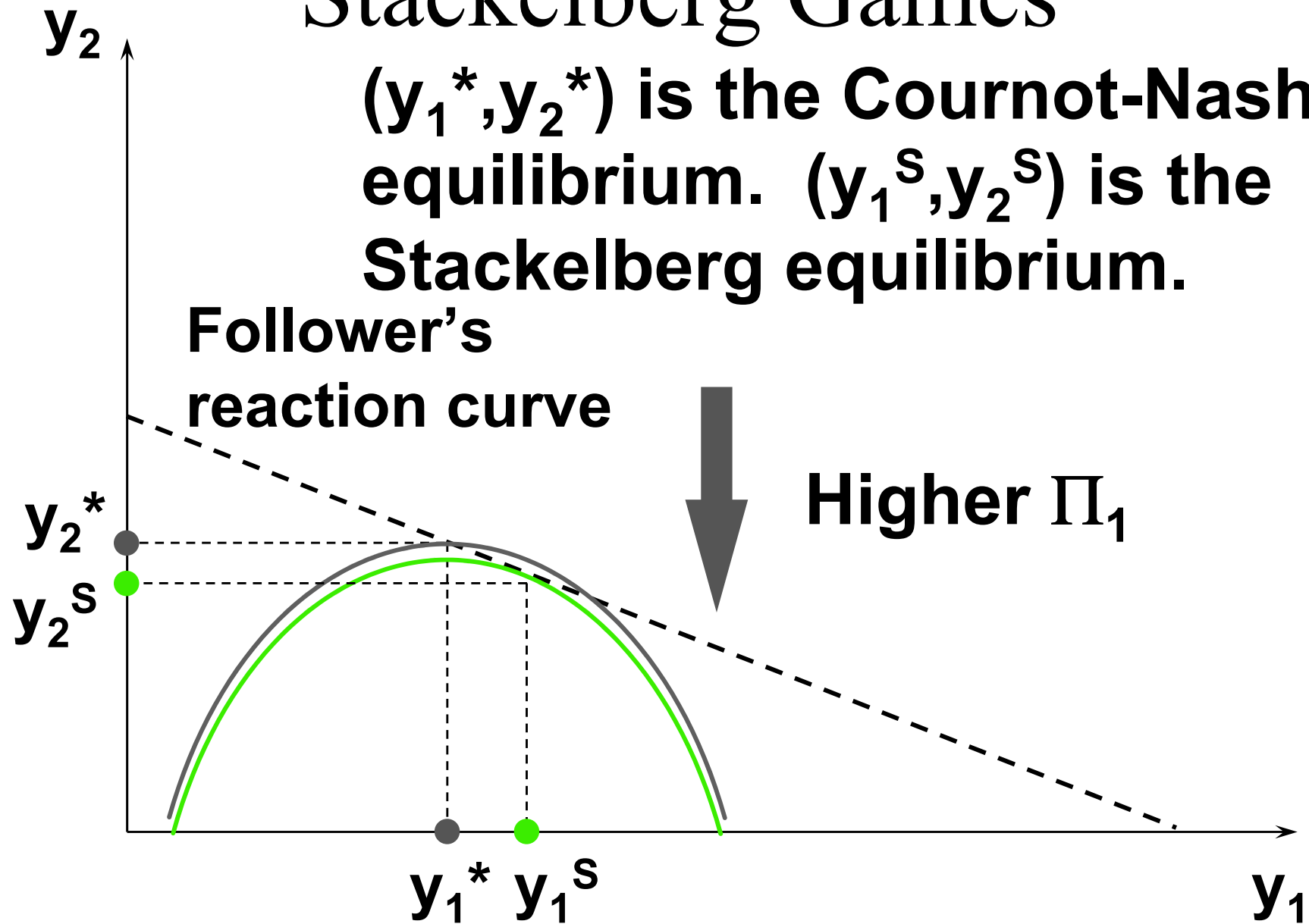
Stackelberg Games

(y_1^*, y_2^*) is the Cournot-Nash equilibrium.



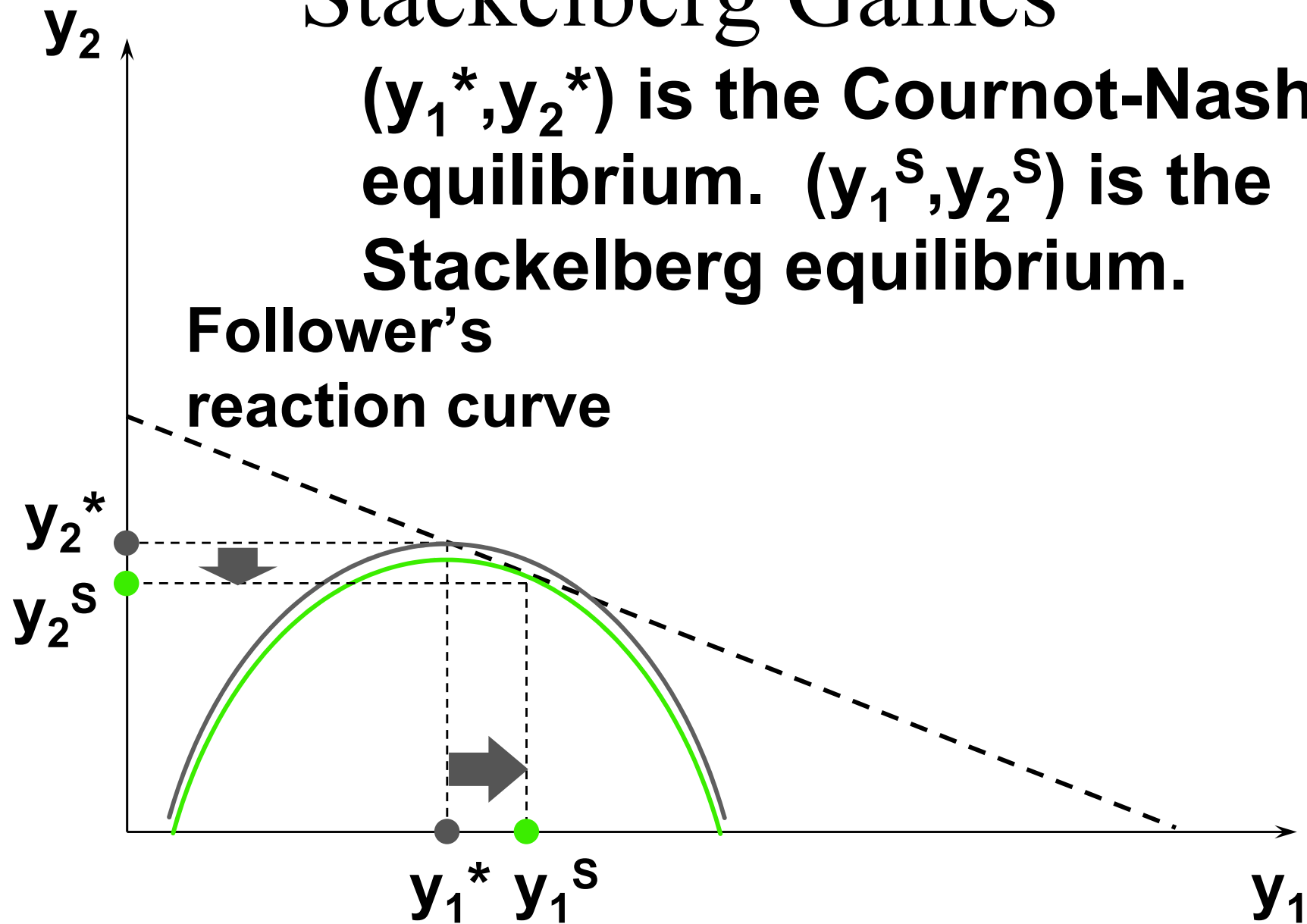
Stackelberg Games

(y_1^*, y_2^*) is the Cournot-Nash equilibrium. (y_1^S, y_2^S) is the Stackelberg equilibrium.



Stackelberg Games

(y_1^*, y_2^*) is the Cournot-Nash equilibrium. (y_1^S, y_2^S) is the Stackelberg equilibrium.



Price Competition

- ◆ **What if firms compete using only price-setting strategies, instead of using only quantity-setting strategies?**
- ◆ **Games in which firms use only price strategies and play simultaneously are Bertrand games.**

Bertrand Games

- ◆ **Each firm's marginal production cost is constant at c .**
- ◆ **All firms set their prices simultaneously.**
- ◆ **Q: Is there a Nash equilibrium?**

Bertrand Games

- ◆ **Each firm's marginal production cost is constant at c .**
- ◆ **All firms set their prices simultaneously.**
- ◆ **Q: Is there a Nash equilibrium?**
- ◆ **A: Yes. Exactly one.**

Bertrand Games

- ◆ **Each firm's marginal production cost is constant at c .**
- ◆ **All firms set their prices simultaneously.**
- ◆ **Q: Is there a Nash equilibrium?**
- ◆ **A: Yes. Exactly one. All firms set their prices equal to the marginal cost c . Why?**

Bertrand Games

- ◆ **Suppose one firm sets its price higher than another firm's price.**

Bertrand Games

- ◆ **Suppose one firm sets its price higher than another firm's price.**
- ◆ **Then the higher-priced firm would have no customers.**

Bertrand Games

- ◆ **Suppose one firm sets its price higher than another firm's price.**
- ◆ **Then the higher-priced firm would have no customers.**
- ◆ **Hence, at an equilibrium, all firms must set the same price.**

Bertrand Games

- ◆ **Suppose the common price set by all firm is higher than marginal cost c .**

Bertrand Games

- ◆ **Suppose the common price set by all firm is higher than marginal cost c .**
- ◆ **Then one firm can just slightly lower its price and sell to all the buyers, thereby increasing its profit.**

Bertrand Games

- ◆ **Suppose the common price set by all firm is higher than marginal cost c .**
- ◆ **Then one firm can just slightly lower its price and sell to all the buyers, thereby increasing its profit.**
- ◆ **The only common price which prevents undercutting is c . Hence this is the only Nash equilibrium.**

Sequential Price Games

- ◆ **What if, instead of simultaneous play in pricing strategies, one firm decides its price ahead of the others.**
- ◆ **This is a sequential game in pricing strategies called a price-leadership game.**
- ◆ **The firm which sets its price ahead of the other firms is the price-leader.**

Sequential Price Games

- ◆ **Think of one large firm (the leader) and many competitive small firms (the followers).**
- ◆ **The small firms are price-takers and so their collective supply reaction to a market price p is their aggregate supply function $Y_f(p)$.**

Sequential Price Games

- ◆ The market demand function is $D(p)$.
- ◆ So the leader knows that if it sets a price p the quantity demanded from it will be the **residual demand**

$$L(p) = D(p) - Y_f(p).$$

- ◆ Hence the leader's profit function is

$$\Pi_L(p) = p(D(p) - Y_f(p)) - c_L(D(p) - Y_f(p)).$$

Sequential Price Games

- ◆ **The leader's profit function is**

$$\Pi_L(p) = p(D(p) - Y_f(p)) - c_L(D(p) - Y_F(p))$$

so the leader chooses the price level p^* for which profit is maximized.

- ◆ **The followers collectively supply $Y_f(p^*)$ units and the leader supplies the residual quantity $D(p^*) - Y_f(p^*)$.**