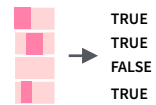


# Work with strings with stringr : : CHEAT SHEET

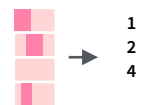


The **stringr** package provides a set of internally consistent tools for working with character strings, i.e. sequences of characters surrounded by quotation marks.

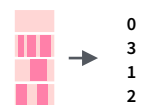
## Detect Matches



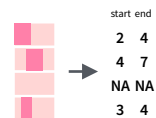
**str\_detect**(string, pattern) Detect the presence of a pattern match in a string. `str_detect(fruit, "a")`



**str\_which**(string, pattern) Find the indexes of strings that contain a pattern match. `str_which(fruit, "a")`



**str\_count**(string, pattern) Count the number of matches in a string. `str_count(fruit, "a")`

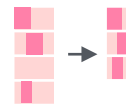


**str\_locate**(string, pattern) Locate the positions of pattern matches in a string. Also **str\_locate\_all**. `str_locate(fruit, "a")`

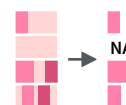
## Subset Strings



**str\_sub**(string, start = 1L, end = -1L) Extract substrings from a character vector. `str_sub(fruit, 1, 3); str_sub(fruit, -2)`



**str\_subset**(string, pattern) Return only the strings that contain a pattern match. `str_subset(fruit, "b")`

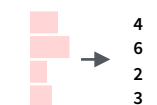


**str\_extract**(string, pattern) Return the first pattern match found in each string, as a vector. Also **str\_extract\_all** to return every pattern match. `str_extract(fruit, "[aeiou]")`

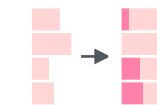


**str\_match**(string, pattern) Return the first pattern match found in each string, as a matrix with a column for each ( ) group in pattern. Also **str\_match\_all**. `str_match(sentences, "(a|the) ([^ ]+)")`

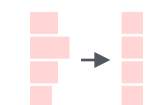
## Manage Lengths



**str\_length**(string) The width of strings (i.e. number of code points, which generally equals the number of characters). `str_length(fruit)`



**str\_pad**(string, width, side = c("left", "right", "both"), pad = " ") Pad strings to constant width. `str_pad(fruit, 17)`



**str\_trunc**(string, width, side = c("right", "left", "center"), ellipsis = "...") Truncate the width of strings, replacing content with ellipsis. `str_trunc(fruit, 3)`

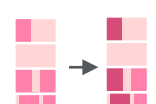


**str\_trim**(string, side = c("both", "left", "right")) Trim whitespace from the start and/or end of a string. `str_trim(fruit)`

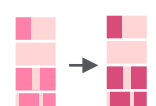
## Mutate Strings



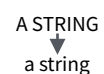
**str\_sub()** <- value. Replace substrings by identifying the substrings with `str_sub()` and assigning into the results. `str_sub(fruit, 1, 3) <- "str"`



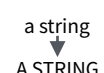
**str\_replace**(string, pattern, replacement) Replace the first matched pattern in each string. `str_replace(fruit, "a", "-")`




**str\_replace\_all**(string, pattern, replacement) Replace all matched patterns in each string. `str_replace_all(fruit, "a", "-")`



**str\_to\_lower**(string, locale = "en")<sup>1</sup> Convert strings to lower case. `str_to_lower(sentences)`

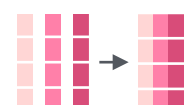


**str\_to\_upper**(string, locale = "en")<sup>1</sup> Convert strings to upper case. `str_to_upper(sentences)`

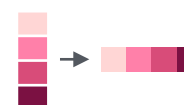


**str\_to\_title**(string, locale = "en")<sup>1</sup> Convert strings to title case. `str_to_title(sentences)`

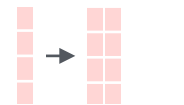
## Join and Split



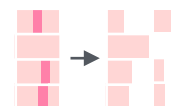
**str\_c**(..., sep = "", collapse = NULL) Join multiple strings into a single string. `str_c(letters, LETTERS)`



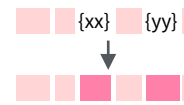
**str\_c**(..., sep = "", collapse = NULL) Collapse a vector of strings into a single string. `str_c(letters, collapse = "")`



**str\_dup**(string, times) Repeat strings times times. `str_dup(fruit, times = 2)`



**str\_split\_fixed**(string, pattern, n) Split a vector of strings into a matrix of substrings (splitting at occurrences of a pattern match). Also **str\_split** to return a list of substrings. `str_split_fixed(fruit, " ", n=2)`



**glue::glue**(..., .sep = "", .envir = parent.frame(), .open = "{", .close = "}") Create a string from strings and {expressions} to evaluate. `glue::glue("Pi is {pi}")`



**glue::glue\_data**(.x, ..., .sep = "", .envir = parent.frame(), .open = "{", .close = "}") Use a data frame, list, or environment to create a string from strings and {expressions} to evaluate. `glue::glue_data(mtcars, "{rownames(mtcars)} has {hp} hp")`

## Order Strings

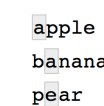


**str\_order**(x, decreasing = FALSE, na\_last = TRUE, locale = "en", numeric = FALSE, ...) <sup>1</sup> Return the vector of indexes that sorts a character vector. `x[str_order(x)]`

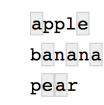


**str\_sort**(x, decreasing = FALSE, na\_last = TRUE, locale = "en", numeric = FALSE, ...) <sup>1</sup> Sort a character vector. `str_sort(x)`

## Helpers



**str\_conv**(string, encoding) Override the encoding of a string. `str_conv(fruit, "ISO-8859-1")`



**str\_view**(string, pattern, match = NA) View HTML rendering of first regex match in each string. `str_view(fruit, "[aeiou]")`

**str\_view\_all**(string, pattern, match = NA) View HTML rendering of all regex matches. `str_view_all(fruit, "[aeiou]")`

**str\_wrap**(string, width = 80, indent = 0, exdent = 0) Wrap strings into nicely formatted paragraphs. `str_wrap(sentences, 20)`

<sup>1</sup> See [bit.ly/ISO639-1](https://bit.ly/ISO639-1) for a complete list of locales.



# Need to Know

Pattern arguments in stringr are interpreted as regular expressions *after any special characters have been parsed*.

In R, you write regular expressions as *strings*, sequences of characters surrounded by quotes ("" or single quotes(')).

Some characters cannot be represented directly in an R string. These must be represented as **special characters**, sequences of characters that have a specific meaning, e.g.

Special Character	Represents
\\	\
\"	"
\\n	new line

Run `?""` to see a complete list

Because of this, whenever a \ appears in a regular expression, you must write it as \\ in the string that represents the regular expression.

Use `writeLines()` to see how R views your string after all special characters have been parsed.

```
writeLines("\\.")
# \.
```

```
writeLines("\\ is a backslash")
# \ is a backslash
```

## INTERPRETATION

Patterns in stringr are interpreted as regexs To change this default, wrap the pattern in one of:

**regex()** (pattern, ignore\_case = FALSE, multiline = FALSE, comments = FALSE, dotall = FALSE, ...) Modifies a regex to ignore cases, match end of lines as well of end of strings, allow R comments within regex's, and/or to have . match everything including \n. `str_detect("i", regex("i", TRUE))`

**fixed()** Matches raw bytes but will miss some characters that can be represented in multiple ways (fast). `str_detect("\u0130", fixed("i"))`

**coll()** Matches raw bytes and will use locale specific collation rules to recognize characters that can be represented in multiple ways (slow). `str_detect("\u0130", coll("i", TRUE, locale = "tr"))`

**boundary()** Matches boundaries between characters, line\_breaks, sentences, or words. `str_split(sentences, boundary("word"))`

# Regular Expressions - Regular expressions, or *regexps*, are a concise language for describing patterns in strings.

## MATCH CHARACTERS

see `<- function(rx) str_view_all("abc ABC 123\t.!\?\\()\}n", rx)`

string (type this)	regex (to mean this)	matches (which matches this)	example
<code>a</code> (etc.)	<code>a</code> (etc.)	a (etc.)	<code>see("a")</code>
<code>.</code>	<code>.</code>	.	<code>see("\\.")</code>
<code>!</code>	<code>!</code>	!	<code>see("\\!")</code>
<code>?</code>	<code>?</code>	?	<code>see("\\?")</code>
<code>\\</code>	<code>\\</code>	\	<code>see("\\\\")</code>
<code>(</code>	<code>(</code>	(	<code>see("\\(")</code>
<code>)</code>	<code>)</code>	)	<code>see("\\)")</code>
<code>{</code>	<code>{</code>	{	<code>see("\\{")</code>
<code>}</code>	<code>}</code>	}	<code>see("\\}")</code>
<code>\\n</code>	<code>\\n</code>	new line (return)	<code>see("\\n")</code>
<code>\\t</code>	<code>\\t</code>	tab	<code>see("\\t")</code>
<code>\\s</code>	<code>\\s</code>	any whitespace ( <b>S</b> for <i>non-whitespaces</i> )	<code>see("\\s")</code>
<code>\\d</code>	<code>\\d</code>	any digit ( <b>D</b> for <i>non-digits</i> )	<code>see("\\d")</code>
<code>\\w</code>	<code>\\w</code>	any word character ( <b>W</b> for <i>non-word chars</i> )	<code>see("\\w")</code>
<code>\\b</code>	<code>\\b</code>	word boundaries	<code>see("\\b")</code>
<code>[:digit:]</code> <sup>1</sup>		digits	<code>see("[:digit:]")</code>
<code>[:alpha:]</code> <sup>1</sup>		letters	<code>see("[:alpha:]")</code>
<code>[:lower:]</code> <sup>1</sup>		lowercase letters	<code>see("[:lower:]")</code>
<code>[:upper:]</code> <sup>1</sup>		uppercase letters	<code>see("[:upper:]")</code>
<code>[:alnum:]</code> <sup>1</sup>		letters and numbers	<code>see("[:alnum:]")</code>
<code>[:punct:]</code> <sup>1</sup>		punctuation	<code>see("[:punct:]")</code>
<code>[:graph:]</code> <sup>1</sup>		letters, numbers, and punctuation	<code>see("[:graph:]")</code>
<code>[:space:]</code> <sup>1</sup>		space characters (i.e. \s)	<code>see("[:space:]")</code>
<code>[:blank:]</code> <sup>1</sup>		space and tab (but not new line)	<code>see("[:blank:]")</code>
<code>.</code>		every character except a new line	<code>see(".")</code>

<sup>1</sup> Many base R functions require classes to be wrapped in a second set of [ ], e.g. `[:digit:]`

**[:space:]**  
← new line  
space  
tab

**[:blank:]**  
space  
tab

**[:graph:]**

**[:punct:]**  
.,:;?! \ | / ` = \* + - ^  
\_ ~ " ' [ ] { } ( ) < > @ # \$

**[:alnum:]**

**[:digit:]**  
0 1 2 3 4 5 6 7 8 9

**[:alpha:]**

<b>[:lower:]</b>	<b>[:upper:]</b>
a b c d e f	A B C D E F
g h i j k l	G H I J K L
m n o p q r	M N O P Q R
s t u v w x	S T U V W X
z	Z

## ALTERNATES

`alt <- function(rx) str_view_all("abcde", rx)`

regex	matches	example
<code>ab d</code>	or	<code>alt("ab d")</code>
<code>[abe]</code>	one of	<code>alt("[abe]")</code>
<code>^[abe]</code>	anything but	<code>alt("^[abe]")</code>
<code>[a-c]</code>	range	<code>alt("[a-c]")</code>

## ANCHORS

`anchor <- function(rx) str_view_all("aaa", rx)`

regex	matches	example
<code>^a</code>	start of string	<code>anchor("^a")</code>
<code>a\$</code>	end of string	<code>anchor("a\$")</code>

## LOOK AROUNDS

`look <- function(rx) str_view_all("bacad", rx)`

regex	matches	example
<code>a(=?c)</code>	followed by	<code>look("a(=?c)")</code>
<code>a(?!c)</code>	not followed by	<code>look("a(?!c)")</code>
<code>(?&lt;=b)a</code>	preceded by	<code>look("(?&lt;=b)a")</code>
<code>(?&lt;!b)a</code>	not preceded by	<code>look("(?&lt;!b)a")</code>

## QUANTIFIERS

`quant <- function(rx) str_view_all(".a.aa.aaa", rx)`

regex	matches	example
<code>a?</code>	zero or one	<code>quant("a?")</code>
<code>a*</code>	zero or more	<code>quant("a*")</code>
<code>a+</code>	one or more	<code>quant("a+")</code>
<code>a{n}</code>	exactly n	<code>quant("a{2}")</code>
<code>a{n,}</code>	n or more	<code>quant("a{2,}")</code>
<code>a{n,m}</code>	between n and m	<code>quant("a{2,4}")</code>

## GROUPS

`ref <- function(rx) str_view_all("abbaab", rx)`

regex	matches	example
<code>(ab c)e</code>	sets precedence	<code>alt("(ab c)e")</code>

Use an escaped number to refer to and duplicate parentheses groups that occur earlier in a pattern. Refer to each group by its order of appearance

string (type this)	regex (to mean this)	matches (which matches this)	example (the result is the same as ref("abba"))
<code>\\1</code>	<code>\\1</code> (etc.)	first () group, etc.	<code>ref("(a)(b)\\2\\1")</code>

