

ANNUITY

Interest rate 0.02

Period	Cash flow
1	1000
2	1000
3	1000
4	1000
5	1000

PV CLASSICAL FORMULA 4713.4595

PV ANNUITY FORMULA 4713.4595

PERPETUITY

Interest rate 0.2

Period	Cash flow	PV	PV perpetuity
1	1000	833.3333	5000
2	1000	1527.778	5000
3	1000	2106.481	5000
4	1000	2588.735	5000
5	1000	2990.612	5000
6	1000	3325.51	5000
7	1000	3604.592	5000
8	1000	3837.16	5000
9	1000	4030.967	5000
10	1000	4192.472	5000
11	1000	4327.06	5000
12	1000	4439.217	5000
13	1000	4532.681	5000
14	1000	4610.567	5000
15	1000	4675.473	5000

GROWING PERPETUITY

Interest rate 0.2

Growth rate 0.01

Period	Cash flow	PV	PV grow. perpetuity
1	1000	833.3333	5263.157895
2	1010	1534.722	5263.157895
3	1020.1	2125.058	5263.157895
4	1030.301	2621.924	5263.157895

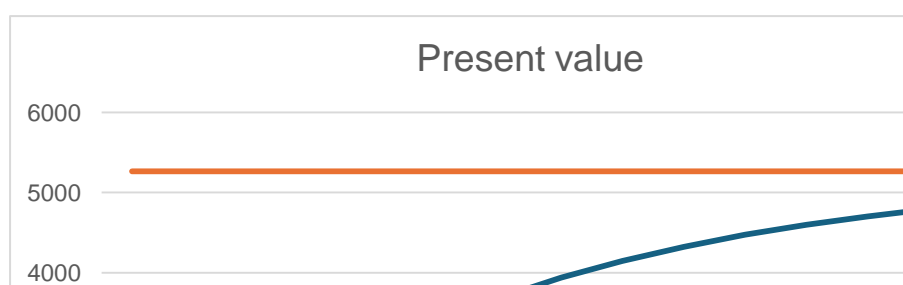
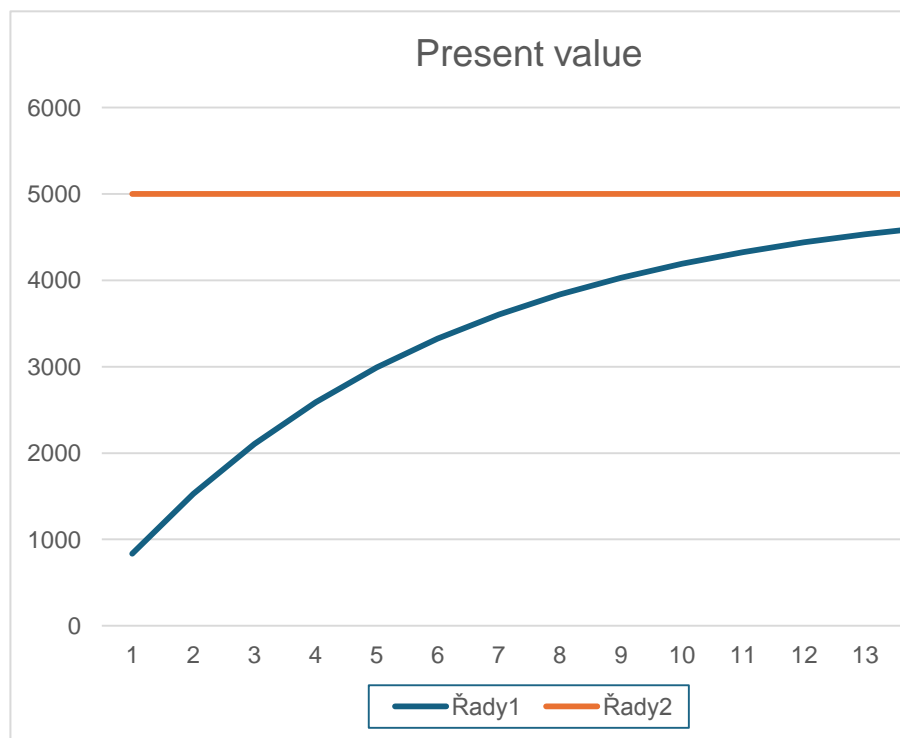
5	1040.604	3040.119	5263.157895
6	1051.0101	3392.1	5263.157895
7	1061.5202	3688.351	5263.157895
8	1072.1354	3937.695	5263.157895
9	1082.8567	4147.56	5263.157895
10	1093.6853	4324.197	5263.157895
11	1104.6221	4472.865	5263.157895
12	1115.6683	4597.995	5263.157895
13	1126.825	4703.313	5263.157895
14	1138.0933	4791.955	5263.157895
15	1149.4742	4866.562	5263.157895

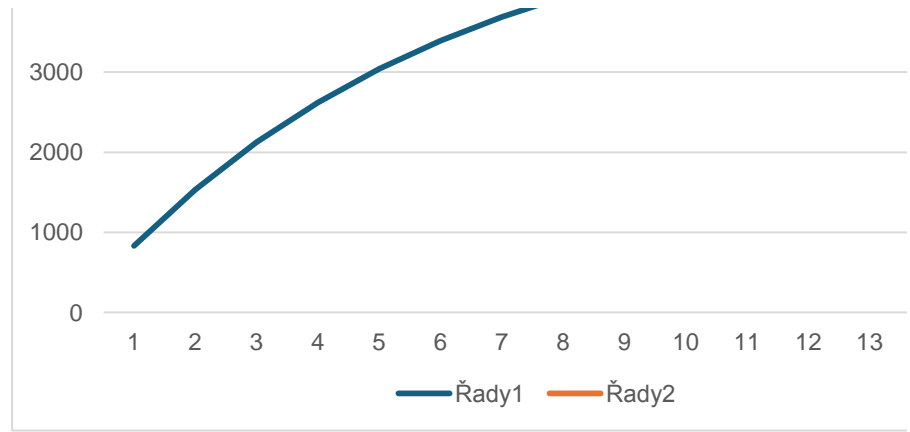
GROWING ANNUITY

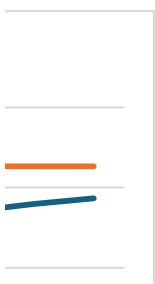
Interest rate 0.02
Growth rate 0.01

Period	Cash flow
1	1000
2	1010
3	1020.1
4	1030.301
5	1040.604

PV CLASSICAL FORMULA 4806.782
PV ANNUITY FORMULA 4806.782







14 15

Period	Cash flows	Discount rates for NPV profile	NPV
0	-10000		0
1	3500		0.01
2	4000		0.02
3	4500		0.03
			0.04
Interest rate	0.05		0.05
			0.06
NPV			0.07
			0.08
			0.09
			0.1
			0.11
			0.12

Loan	Interest rate	N. of Periods
10000	0.05	1
		2
		3
		4
		5
		6
		7
		8
		9
		10

Payment Total payment Total interests

Total interests paid

