

Business Central Introduction

(ERP=Microsoft Dynamics 365 Business Central)

Budgets and Account Schedules basics

Ing.Jaromír Skorkovský,CSc.

Masaryk University Brno

Czech Republic

Budget creation, G/L data creation and comparing budget data and G/L data

- Reasons

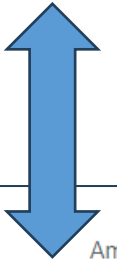
- Creation of Budget- budget data
- Creation of entries –actual data
- Creation of an Account schedule to compare actual and budget data

6710 Consulting fee

| | | | | | | |
|------------|---------|--------|------|------------|-------|-----------|
| 2023/02/28 | Invoice | 103224 | 6710 | Order 1298 | SALES | -1 800,00 |
|------------|---------|--------|------|------------|-------|-----------|

6710 Budget

Difference = $1800 - (800 + 300) = 700$



| Budget Name ↑ ▼ | Date ↑ ▼ | G/L Account No. ↑ ▼ | Description | Department Code | Project Code | Area Code | Salescampaign Code | Amount |
|--------------------|------------|------------------------|-------------|-----------------|--------------|-----------|--------------------|---------|
| 2023 | 2023/02/01 | 6710 | | SALES | | | | -800,00 |
| 2023 | 2023/02/01 | 6710 | | ADM | | | | -300,00 |

Settings

Use Accountant role



My Settings - JSKORKOVSKY



- Role Accountant ...
- Company CRONUS International Ltd. ...
- Work Date 1/1/2024
- Region English (United States) ...
- Language English (United States) ...
- Time Zone (UTC+01:00) Amsterdam, Berlin, Bern, Ro... ..
- Notifications Change when I receive notifications.
- Teaching Tips

Security

Your last sign in was on 11/21/23 12:22 PM.



Used tools and new account creation in chart of accounts

New name=Financial reports

Dynamics 365 Business Central

CRONUS International Ltd. | Finance ▾ Cash Management ▾ Sales ▾ Purchasing ▾ Setup & Extensions ▾ Intelligent Cloud Insights ▾

General Journals | G/L Account Categories | Fixed Assets | Intrastat Journals | Purchase Budgets | Purchase Analysis Reports | VAT Reports | Employees | Dimensions

Chart of Accounts | G/L Budgets | Account Schedules | Sales Budgets | Sales Analysis Reports | Inventory Analysis Reports | Currencies | VAT Statements

6720 · MS Dynamics 365 BC services

Process Account Balance Show Attached More options

In our examples we created also other G/L Account such as 6730 and 6740

General Show more

| | | | |
|---------------------|-----------------------------|-----------------------------|-------------------------------------|
| No. | 6720 | Balance | 0,00 |
| Name | MS Dynamics 365 BC services | Reconciliation Account | <input type="checkbox"/> |
| Income/Balance | Income Statement | Automatic Ext. Texts | <input type="checkbox"/> |
| Account Category | Income | Direct Posting | <input checked="" type="checkbox"/> |
| Account Subcategory | Income | Blocked | <input type="checkbox"/> |
| Debit/Credit | Both | Last Date Modified | 03.09.2019 |
| Account Type | Posting | Omit Default Descr. in Jnl. | <input type="checkbox"/> |
| Totaling | | | |

Chart of Account
Account Schedules
Sales Budgets
Dimensions




Chart of accounts

Dynamics 365 Business Central

CRONUS International Ltd. | Finance | Cash Management | Sales | Purchasing | Setup & Extensions | Intelligent Cloud Insights

Chart of Accounts: All | Search | + New | Manage | Process | Report | Show Attached | Open in Excel | More options

Process dropdown menu:

- Indent Chart of Accounts
- General Journal
- Close Income Statement
- G/L Register

| NO. | NAME | | | CE | INCOME/... | ACCOUNT SUBCATEGORY | ACCOUNT TYPE | TOTALING |
|-------------|---------------------------------|--|-------------|-------------|---------------|---------------------|--------------|------------|
| 0450 | Sales, Resources - Export | | | - | Income Sta... | Income, Services | Posting | |
| 6490 | Job Sales Applied, Resources | | | - | Income Sta... | Income, Services | Posting | |
| 6491 | Job Sales Adjmt., Resources | | | - | Income Sta... | Income, Services | Posting | |
| 6495 | Total Sales of Resources | | -19 818,00 | -19 818,00 | Income Sta... | Income, Services | End-Total | 6405..6495 |
| 6605 | Sales of Jobs | | - | - | Income Sta... | Income, Services | Begin-Total | |
| 6610 | Sales, Other Job Expenses | | - | - | Income Sta... | Income, Services | Posting | |
| 6620 | Job Sales | | - | - | Income Sta... | Income, Services | Posting | |
| 6695 | Total Sales of Jobs | | - | - | Income Sta... | Income, Services | End-Total | 6605..6695 |
| 6710 | Consulting Fees - Dom. | | -244 152,91 | -244 152,91 | Income Sta... | | | |
| 6720 | MS Dynamics 365 BC services | | - | - | Income Sta... | | | |

Summary view:

| | |
|-------------|-----------------------------|
| 6695 | Total Sales of Jobs |
| 6710 | Consulting Fees - Dom. |
| 6720 | MS Dynamics 365 BC services |

Dimensions (cost centers, income centers)

← DIMENSIONS | WORK DATE: 09.02.2020

Search + New Edit List Delete Dimension Show Attached Open in Excel

| CODE | NAME | CODE CAPTION | FILTER CAPTION |
|--------------|----------------|--------------------|----------------------|
| AREA | Area | Area Code | Area Filter |
| BUSINESSG... | Business Group | Businessgroup Code | Businessgroup Filter |
| CUSTOMER... | Customer Group | Customergroup Code | Customergroup Filter |
| DEPARTME... | Department | Department Code | Department Filter |
| PROJECT | Project | Project Code | Project Filter |
| PURCHASER | Purchaser | Purchaser Code | Purchaser Filter |
| SALESCAMP... | Sales campaign | Salescampaign Code | Salescampaign Filter |
| SALESPERS... | Salesperson | Salesperson Code | Salesperson Filter |

Search + New Edit List Delete **Dimension** Show Attached

Dimension Values Account Type Default Dim. Translations

Dimension values (we created here three new areas (91-93))

| CODE | NAME | DIMENSION VALUE TYPE | TOTALING | BLO... |
|------|----------------------------|----------------------|----------|--------------------------|
| 10 | Europe | Begin-Total | | <input type="checkbox"/> |
| 91 | Johannesburg | Standard | | <input type="checkbox"/> |
| 92 | Durban | Standard | | <input type="checkbox"/> |
| 93 | Cape Town | Standard | | <input type="checkbox"/> |
| 95 | SA, Total | End-Total | 90..95 | <input type="checkbox"/> |
| 20 | ⋮ Europe North | Begin-Total | ... | <input type="checkbox"/> |
| 30 | Europe North (EU) | Standard | | <input type="checkbox"/> |
| 40 | Europe North (Non EU) | Standard | | <input type="checkbox"/> |
| 45 | Europe North, Total | End-Total | 20..45 | <input type="checkbox"/> |
| 50 | Europe South | Standard | | <input type="checkbox"/> |
| 55 | Europe, Total | End-Total | 10..55 | <input type="checkbox"/> |
| 60 | America | Begin-Total | | <input type="checkbox"/> |
| 70 | America North | Standard | | <input type="checkbox"/> |
| 80 | America South | Standard | | <input type="checkbox"/> |
| 85 | ⋮ America, Total | End-Total | 60..85 | <input type="checkbox"/> |
| 90 | South Africa | Begin-Total | | <input type="checkbox"/> |
| | | | | <input type="checkbox"/> |

⚡ Functions ▾

☰ Indent Dimension Values

ⓘ This function updates the indentation of all the dimension values for dimension AREA. All dimension values between a Begin-Total and the matching End-Total are indented by one level. The Totaling field for each End-Total is also updated.

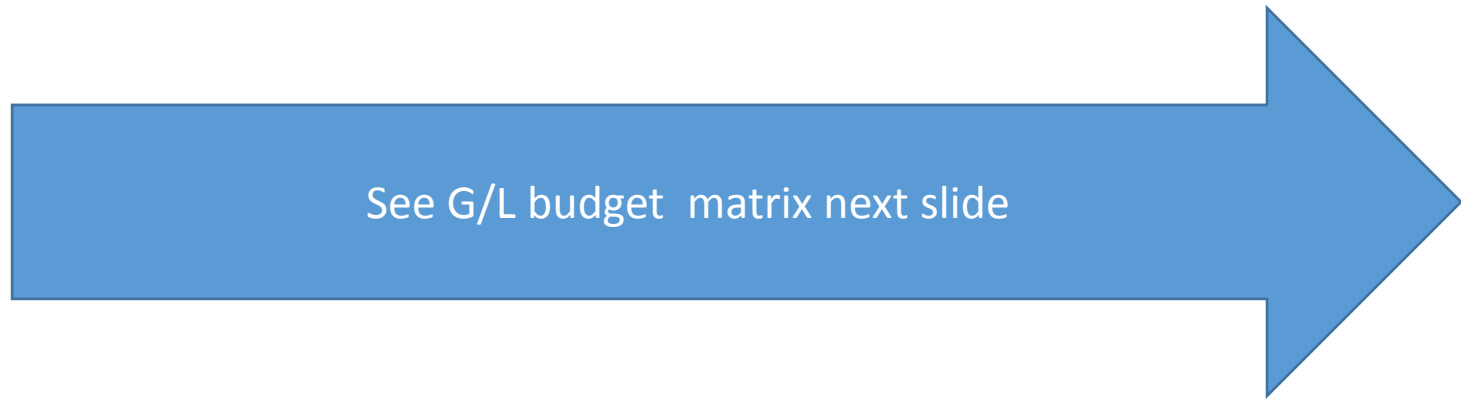
Do you want to indent the dimension values?

G/L Budget data entry in this model we use account 6730 and budget 2022

| Name ↑ | Description | Global Dimension 1 Code | Global Dimension 2 Code | Budget Dimension 1 Code | Budget Dimension 2 Code |
|------------|---------------------------|-------------------------|-------------------------|-------------------------|-------------------------|
| → 2021 | 2021 budget | DEPARTME... | PROJECT | | |
| 2022 | 2022 budget | DEPARTME... | PROJECT | AREA | SALESCAMPA... |
| MHH_AOPR I | Simple example for lesson | DEPARTME... | PROJECT | | |

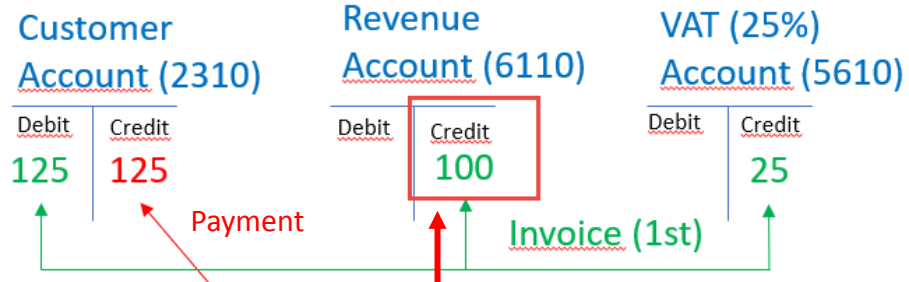
| | | |
|-----------------|---------------------------|-----|
| Company | CRONUS International Ltd. | ... |
| Work Date | 7/20/2022 | |

| | | | | |
|-------------|-----|-----------|--------|-------------------------|
| Search | New | Edit List | Delete | Process |
| Edit Budget | | | | |



G/L data entry – how to enter data into budget (use of 3 dots icon)

| Budget Matrix | | Balance | | |
|---------------|-----------------|----------|----------|----------|
| Code | Budgeted Amount | Jun 2022 | Jul 2022 | Aug 2022 |
| 6710 | - | | | |
| 6720 | - | | | |
| → 6730 | - | | | |



6710 · Consulting Fees - Dom. | Work Date: 7/20/2022

G/L Budget Entries | Search | + New | **Edit List** | Delete | Open in Excel | More options

| Budget Name | Date ↑ ▼ | G/L Account No. ↑ ▼ | Description | Department Code | Project Code | Area Code | Salescampaign Code | Amount | Entry No. |
|-------------|----------|---------------------|-------------|-----------------|--------------|-----------|--------------------|--------|-----------|
| → 2022 | 6/1/2022 | 6730 | | | | | | 0.00 | 0 |

The reason we enter amounts with a negative sign in the budget is that it is the Credit side

| Budget Name | Date ↑ ▼ | G/L Account No. ↑ ▼ | Description | Department Code | Project Code | Area Code | Salescampaign Code | Amount |
|-------------|-----------|---------------------|---------------------------------|-----------------|--------------|-----------|--------------------|-----------|
| 2022 | 7/1/2022 | 6730 | Setup of Power BI data format | | | 91 | | -800.00 |
| 2022 | 7/8/2022 | 6730 | Import data from BC entries | | | 92 | | -1,200.00 |
| 2022 | 7/15/2022 | 6730 | Create formula fro calculations | | | 93 | | -2,000.00 |
| 2022 | 7/22/2022 | 6730 | Create chart | | | 92 | | -1,000.00 |

Area dimension values entered as a options manully (we will use area codes 30 and 40 instead)

G/L Budget after data entry

| Budget Matrix | | Balance | | | | |
|---------------|-----------------------------|-----------------|----------|---------------|-----|--|
| Code | Name | Budgeted Amount | Jun 2022 | Jul 2022 | Aug | |
| 6710 | Consulting Fees - Dom. | - | | | | |
| 6720 | MS Dynamics 365 BC services | - | | | | |
| → 6730 | Power BI support | -5,000.00 | | -5,000.00 ... | | |

$5000 = 800 + 1200 + 2000 + 1000$

Note that the calculation is displayed in absolute value
Minus sign are there to represent Credit Side of chosen
G/L Account 6730.

G/L budget matrix with already entered data

General

Budget Name 2022 ... View by
Show as Lines G/L Account ... Rounding Factor
Show as Columns Period ... Show Column Name

Budget Matrix | Balance

| Code | Name | Budgeted Amount | 26.2022 | 27.2022 | 28.2022 | 29.2022 |
|--------|-----------------------------|-----------------|---------|-----------|-----------|-----------|
| → 6710 | ⋮ Consulting Fees - Dom. | - | | | | |
| 6720 | MS Dynamics 365 BC services | - | | | | |
| 6730 | Power BI support | -5,000.00 | -800.00 | -1,200.00 | -2,000.00 | -1,000.00 |
| 6740 | MPH_AOPR Budget test | - | | | | |

Filters

Date Filter 07/01/22..07/31/22 Project Filter
G/L Account Filter 6710..6740 ... Area Filter


G/L Budget matrix

Filters

| | | | |
|------------------------|--------------------|------------------------|--|
| Date Filter | 06/01/22..08/31/22 | Project Filter | |
| G/L Account Filter | 6710..6730 | Area Filter | |
| G/L Account Categor... | Income | Salescampaign Filter | |
| Income/Balance G/L ... | Income Statement | Budget Dimension 3 ... | |
| Department Filter | | Budget Dimension 4 ... | |

General

| | | | |
|-----------------|-------------|------------------|-------------------------------------|
| Budget Name | 2022 | View by | Month |
| Show as Lines | G/L Account | Rounding Factor | None |
| Show as Columns | Period | Show Column Name | <input checked="" type="checkbox"/> |

Budget Matrix | Balance 

| Code | Budgeted Amount | Jun 2022 | Jul 2022 | Aug 2022 |
|--------|-----------------|----------|----------|----------|
| 6710 | - | | | |
| 6720 | - | | | |
| → 6730 | - | | | |

Actaul data creation



Actual data creation-Sales Invoice I (actual data creation)

Sales Order | Work Date: 7/20/2022

1064 · The Cannon Group PLC

✕ This customer has an overdue balance. Show details

Process Release Posting Prepare Order Request Approval Print/Send Navigate More options

General | an overdue balance. Show details

No. ... Posting Prepare C

Customer No. ...

Customer Name ...

Posting Date 7/1/2022

Order Date 7/1/2022

Due Date 8/1/2022

Reservation Entries

Item Tracking Lines

Select Item Substitution

Dimensions

Comments

Item Charge Assignment

Order Promising

Attachments

Assemble to Order >

Document Line Tracking

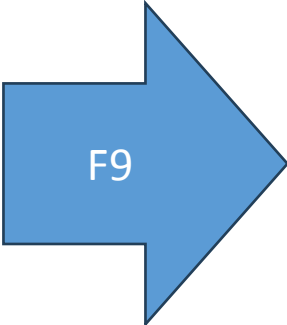
Deferral Schedule

Item Availability by

Related Information

| Dimension Code ↑ | Dimension Value Code | Dimension Value Name |
|------------------|----------------------|----------------------|
| AREA | 91 | Johannesburg |
| CUSTOMERGROUP | MEDIUM | Medium Business |
| DEPARTMENT | SALES | Sales |
| SALESPERSON | PS | Peter Sadow |

| Item Code | Quantity | Qty. to Assemble to Order | Reserved Quantity | Unit of Measure Code | Inv. Discount Amount Excl. VAT | Unit Price Excl. VAT | Line Discount % | Line Amount Excl. VAT |
|-----------|----------|---------------------------|-------------------|----------------------|--------------------------------|----------------------|-----------------|-----------------------|
| E | 2 | | - | HOUR | 0.00 | 350.00 | | 700.00 |



Budget=800 Sales order line =700

Second part of the invoice II (actual data creation)

| General | | | | Show less |
|---------------------|----------------------|-----|--------------------|-----------|
| No. | 1065 | ... | Posting Date | 7/8/2022 |
| Customer No. | 10000 | ▼ | Order Date | 7/8/2022 |
| Customer Name | The Cannon Group PLC | ... | Due Date | 8/8/2022 |

| Lines | | | | | | | | | | | | Manage | Line | Order | Fewer options |
|---------------|------|------------------|---------------|----------|---------------------------|-------------------|----------------------|--------------------------------|----------------------|-----------------|-----------------------|--------|------|-------|---------------|
| Type | No. | Description | Location Code | Quantity | Qty. to Assemble to Order | Reserved Quantity | Unit of Measure Code | Inv. Discount Amount Excl. VAT | Unit Price Excl. VAT | Line Discount % | Line Amount Excl. VAT | | | | |
| → G/L Account | 6730 | Power BI support | BLUE | 10 | | - | HOUR | 0.00 | 90.00 | | 900.00 | | | | |

| Dimension Code ↑ | Dimension Value Code | Dimension Value Name |
|------------------|----------------------|----------------------|
| AREA | 92 | Durban |
| CUSTOMERGROUP | MEDIUM | Medium Business |
| DEPARTMENT | SALES | Sales |
| SALESPERSON | PS | Peter Sadow |

Budget=1200 Sales order line =900

We will use the same data entry creation by use of second sales invoice, but the amounts will differ intentionally from the figure in budget.

Third Sales invoice III (actual data creation)

| | | | | | |
|---------------------|----------------------|-----|--------------------|-----------|--|
| No. | 1066 | ... | Posting Date | 7/15/2022 | |
| Customer No. | 10000 | ▼ | Order Date | 7/15/2022 | |
| Customer Name | The Cannon Group PLC | ... | Due Date | 8/15/2022 | |

| Lines Manage Line Order Fewer options | | | | | | | | | | | | |
|---|--------|------------------|---------------|----------|---------------------------|-------------------|----------------------|--------------------------------|----------------------|-----------------|-----------------------|--|
| Type | No. | Description | Location Code | Quantity | Qty. to Assemble to Order | Reserved Quantity | Unit of Measure Code | Inv. Discount Amount Excl. VAT | Unit Price Excl. VAT | Line Discount % | Line Amount Excl. VAT | |
| → G/L Account | ⋮ 6730 | Power BI support | BLUE | 20 | ... | - | | 0.00 | 90.00 | | 1,800.00 | |

| Dimension Code ↑ | Dimension Value Code | Dimension Value Name |
|------------------|----------------------|----------------------|
| AREA | 93 | Cape Town |
| CUSTOMERGROUP | MEDIUM | Medium Business |
| DEPARTMENT | SALES | Sales |
| SALESPERSON | ⋮ PS | Peter Sadow |

Budget=2000 Sales order line =1800

Forth Sales invoice IV (actual data creation)

| General | | Show less |
|---------------------|----------------------|-------------------------------|
| Customer No. | 10000 | Order Date 7/22/2022 |
| Customer Name | The Cannon Group PLC | Due Date 7/22/2022 |
| Sell-to | | Requested Delivery Date |

| Lines | | | | | | | | | | | | |
|---------------------------------|------|------------------|---------------|----------|---------------------------|-------------------|----------------------|--------------------------------|----------------------|-----------------|-----------------------|--|
| Manage Line Order Fewer options | | | | | | | | | | | | |
| Type | No. | Description | Location Code | Quantity | Qty. to Assemble to Order | Reserved Quantity | Unit of Measure Code | Inv. Discount Amount Excl. VAT | Unit Price Excl. VAT | Line Discount % | Line Amount Excl. VAT | |
| → G/L Account | 6730 | Power BI support | BLUE | 20 | | - | | 0.00 | 150.00 | | 3,000.00 | |

| Dimension Code ↑ | Dimension Value Code | Dimension Value Name |
|------------------|----------------------|----------------------|
| AREA | 91 | Johannesburg |
| CUSTOMERGROUP | MEDIUM | Medium Business |
| DEPARTMENT | SALES | Sales |
| SALESPERSON | PS | Peter Sadow |

Budget=1000 Sales order line =3000

Created G/L Entries – actual data

| Posting Date ↓ | Document Type | Document No. | G/L Account No. | Description | Gen. Posting Type | Gen. Bus. Posting Group | Gen. Prod. Posting Group | Amount | Bal. Account Type |
|-------------------|------------------|--------------|--------------------|-------------|----------------------|----------------------------|-----------------------------|-----------|----------------------|
| <u>7/20/2022</u> | Invoice | 103064 | 6730 | Order 1060 | Sale | DOMESTIC | RETAIL | -3,000.00 | G/L Account |
| 7/15/2022 | Invoice | 103063 | 6730 | Order 1066 | Sale | DOMESTIC | RETAIL | -1,800.00 | G/L Account |
| 7/8/2022 | Invoice | 103062 | 6730 | Order 1065 | Sale | DOMESTIC | RETAIL | -900.00 | G/L Account |
| 7/1/2022 | Invoice | 103061 | 6730 | Order 1064 | Sale | DOMESTIC | RETAIL | -700.00 | G/L Account |
| 7/20/2022 | Invoice | 103060 | 6110 | Order 1063 | Sale | DOMESTIC | RETAIL | -400.00 | G/L Account |

Here you see, that during actual data creation we had to change always working dates.

How to get G/L Account Balace Budget by period

Budget | Work Date: 7/20/2022

2022

Process Report Period Column Budget Open in Excel | Actions Related Fewer options

General

Budget Name 2022 Show as Columns Period
Show as Lines G/L Account View by Week

Budget Matrix | Balance → Budget Matrix Balance
G/L Account Balance/Budget

| Code | Name | Budgeted Amount | 26.2022 | 27.2022 | 28.2022 | 29.2022 | 30.2022 |
|--------|-----------------------------|-----------------|---------|-----------|-----------|-----------|---------|
| → 6710 | Consulting Fees - Dom. | - | | | | | |
| 6720 | MS Dynamics 365 BC services | - | | | | | |
| 6730 | Power BI support | -5,000.00 | -800.00 | -1,200.00 | -2,000.00 | -1,000.00 | |

Cursor must be here

Filters

Date Filter 07/01/22..07/31/22 Department Filter
G/L Account Filter 6710..6730 Project Filter
G/L Account Category Filter Income Area Filter
Income/Balance G/L Account Filter Income Statement

Simple Budget operations (not use of Financial Report for budget analysis)

G/L Account Balance/Budget | Work Date: 7/20/2022

6730 · Power BI support

Page | More options

Options

Closing Entries Include View by Month View as Net Change

Lines

| Period Start 1 | Period Name | Actual Debit Amount | Actual Credit Amount | Budgeted Debit Amount | Budgeted Credit Amount | Balance/Budget (%) |
|----------------|-------------|---------------------|----------------------|-----------------------|------------------------|--------------------|
| → 7/1/2022 | July | - | 6,400.00 | | 5,000.00 | 128.0 |

Change the view by Month ---→Week

6730 · Power BI support

Page | More options

Options

Closing Entries Include View by Week View as Net Change

Lines

| Period Start 1 | Period Name | Actual Debit Amount | Actual Credit Amount | Budgeted Debit Amount | Budgeted Credit Amount | Balance/Budget (%) |
|----------------|-------------|---------------------|----------------------|-----------------------|------------------------|--------------------|
| → 7/4/2022 | 27 | - | 900.00 | | 1,200.00 | 75.0 |
| 7/11/2022 | 28 | - | 1,800.00 | | 2,000.00 | 90.0 |
| 7/18/2022 | 29 | - | 3,000.00 | | 1,000.00 | 300.0 |
| 7/25/2022 | 30 | - | - | | | |

Use of area dimension – firstly go back and enter area dimension value to filter subform

General

Budget Name 2022 ...

Show as Lines G/L Account ...

Budget Matrix | Balance

| Code | Name | Budgeted Amount | 26.2022 |
|--------|-----------------------------|-----------------|---------|
| 6710 | Consulting Fees - Dom. | - | |
| 6720 | MS Dynamics 365 BC services | - | |
| → 6730 | Power BI support | -800.00 | -800.00 |

Use Area code =30 (not 91)

Filters

Date Filter 07/01/22..07/31/22

G/L Account Filter 6710..6730 ...


G/L Account Category Filter Income ▼

Income/Balance G/L Account Filter Income Statement ▼

Department Filter

Project Filter

Area Filter 91



List of financial reports already created


Account Schedules | Work Date: 7/20/2022 ✓ Saved

Search + New Edit List Delete Process Print/Send Open in Excel

| Name ↑ | Description | Default Column Layout | Analysis View Name |
|------------|--|-----------------------|--------------------|
| ANALYSIS | Capital Structure | | |
| CAMPAIGN | Campaign Analysis | BUDGANALYS | CAMPAIGN |
| CA-PROF | Cost Acct. Summary Record DB per CC/CO | | |
| CASHFLOW | Calculation Of Cash Flow | CASHFLOW | |
| CA-STAFF | Cost Acct. Personnel Costs | | |
| CA-TRANS | Cost Acct. Transfer | | |
| DEFAULT | Standard Schedule | | |
| DEGREE | Calculation of Cash Flow Ratio | DEGREE | |
| I_CACYCLE | Data for Cash Cycle Chart | PERIODS | |
| I_CASHFLOW | Data for Cash Flow Chart | PERIODS | |
| I_INCEXP | Data for Income & Expense Chart | PERIODS | |
| I_MINTRIAL | Data for Reduced Trial Balance Info Part | PERIODS | |
| M-BALANCE | Balance Sheet | M-BALANCE | |
| M-CASHFLOW | Cash Flow Statement | M-NETCHANG | |
| M-INCOME | Income Statement | M-NETCHANG | |
| M-RETAIND | Retained Earnings | M-NETCHANG | |
| → BC | Business central | BUDGANALYS | |
| REVENUE | Revenues | BUDGANALYS | REVENUE |
| VAT | VAT Analysis | DEFAULT | VAT |

Default column layout based on the rule of three (trinomial)

Name BUDGANALYS ...

Manage 

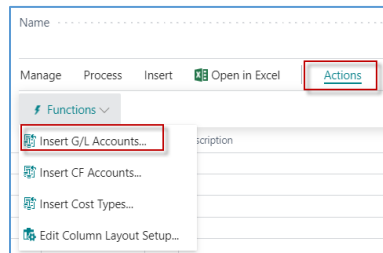
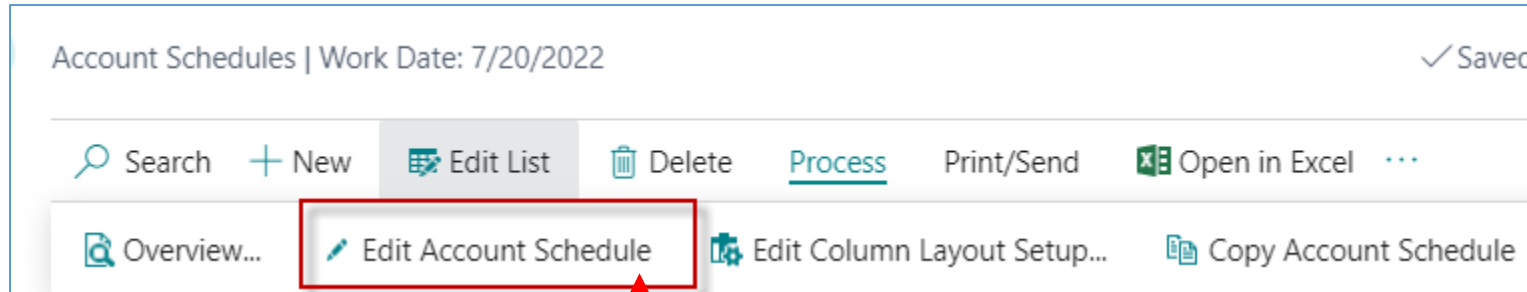
| COLUMN NO. | COLUMN HEADER | COLUMN TYPE | LEDGER ENTRY TYPE | AMOUNT TYPE | FORMULA | SH... OP... SIGN | COMPARI... DATE FORMULA | SHOW | ROUNDI... FACTOR |
|------------|---------------|-------------|-------------------|-------------|---------------|--------------------------|-------------------------|--------|------------------|
| N | Net Change | Net Change | Entries | Net Amount | | <input type="checkbox"/> | | Always | None |
| B | Budget | Net Change | Budget Entr... | Net Amount | | <input type="checkbox"/> | | Always | None |
| | Variance% | Formula | Entries | Net Amount | $100*(N/B-1)$ | <input type="checkbox"/> | | Always | None |
| | | | | | | <input type="checkbox"/> | | | |



Trinomial

To create a Financial Report analysing the budget
we have created,
use the BC - 11 Budget Supplement file

New Financial report -> USE BC-11 Budget Supplement to go further (not following slides)



New database (instance) in the year 2024 -> Edit Financial Reports)
All chosen account in the new template
were entered by use of icon **Insert G/L account**

| Row No. | Description | Totaling Type | Totaling | Row Type | Amount Type |
|---------|-----------------------------|------------------|----------|------------|-------------|
| 6710 | Consulting Fees - Dom. | Posting Accounts | 6710 | Net Change | Net Amount |
| 6730 | Power BI support | Posting Accounts | 6730 | Net Change | Net Amount |
| 6720 | MS Dynamics 365 BC services | Posting Accounts | 6720 | Net Change | Net Amount |

We must create a new Analysis View name (BC) and see the default column layout for budget

New financial report view

By use of searching window you will get

Analysis Views Reports and Analysis



BC · Business Central budget

General

| | | | |
|------------------|-------------------------|-----------------------|-------------------------------------|
| Code | BC | Last Date Updated | |
| Name | Business Central budget | Last Entry No. | 0 |
| Account Source | G/L Account | Last Budget Entry No. | 0 |
| Account Filter | 6710..6730 | Update on Posting | <input type="checkbox"/> |
| Date Compression | Day | Include Budgets | <input checked="" type="checkbox"/> |
| Starting Date | 6/1/2022 | Blocked | <input type="checkbox"/> |

Dimensions

| | | | |
|------------------|------------|------------------|--|
| Dimension 1 Code | AREA | Dimension 3 Code | |
| Dimension 2 Code | DEPARTMENT | Dimension 4 Code | |




General

| | | | |
|------------------|-------------------------|-----------------------|-------------------------------------|
| Code | BC | Last Date Updated | 10/15/2021 |
| Name | Business Central budget | Last Entry No. | 3114 |
| Account Source | G/L Account | Last Budget Entry No. | 1033 |
| Account Filter | 6710..6730 | Update on Posting | <input type="checkbox"/> |
| Date Compression | Day | Include Budgets | <input checked="" type="checkbox"/> |
| Starting Date | 6/1/2022 | Blocked | <input type="checkbox"/> |

Dimensions

| | | | |
|------------------|------------|------------------|--|
| Dimension 1 Code | AREA | Dimension 3 Code | |
| Dimension 2 Code | DEPARTMENT | Dimension 4 Code | |




To see also budget data represented by budget entries

After a set of parameters (Account numbers , dimensions and so on), this view must be always updated !!!

Default column layout based on the rule of three

Name BUDGANALYS ...

Manage 

| COLUMN NO. | COLUMN HEADER | COLUMN TYPE | LEDGER ENTRY TYPE | AMOUNT TYPE | FORMULA | SH... OP... SIGN | COMPARI... DATE FORMULA | SHOW | ROUNDI... FACTOR |
|------------|---------------|-------------|-------------------|-------------|-------------|--------------------------|-------------------------|--------|------------------|
| N | Net Change | Net Change | Entries | Net Amount | | <input type="checkbox"/> | | Always | None |
| B | Budget | Net Change | Budget Entr... | Net Amount | | <input type="checkbox"/> | | Always | None |
| | Variance% | Formula | Entries | Net Amount | 100*(N/B-1) | <input type="checkbox"/> | | Always | None |
| | | | | | | <input type="checkbox"/> | | | |

Already presented on slide number 24

Financial report overview

Acc. Schedule Overview | Search | Process | Column | Period | Open in Excel | More options

General

Account Schedule Name: BC | View by: Month
Column Layout Name: BUDGANALYS | Date Filter: 06/01/22..07/31/22

Dimension Filters Show less

Area Filter: | Cash Flow Filter: |
Department Filter: | G/L Budget Filter: 2022 |
Cost Center Filter: | Cost Budget Filter: |
Cost Object Filter: |

| Row No. | Description | Net Change | Budget | Variance% |
|---------|-----------------------------|------------|-----------|-----------|
| 6710 | Consulting Fees - Dom. | - | - | -100.00 |
| → 6730 | Power BI support | -6,400.00 | -5,000.00 | 28.00 |
| 6720 | MS Dynamics 365 BC services | - | - | -100.00 |

The End