

---

PA103 - Object-oriented Methods for Design of Information Systems

# OCL – Object Constraint Language

© Radek Ošlejšek  
Fakulta informatiky MU  
oslejsek@fi.muni.cz



- The Object Constraint Language (Second Edition)
  - Author: J. Warmer, A. Kleppe
  - Publisher: Addison-Wesley Professional
  - Copyright: 2003
- Online sources:
  - OCL specification by OMG:  
<http://www.omg.org/spec/OCL/2.4/PDF>

---

Lecture 3 / Part 1:

**Introduction to OCL**

# History

---

- First developed in 1995 as IBEL by IBM's Insurance division for business modeling.
- IBM proposed it to OMG's call for an object-oriented analysis and design standard. OCL was then merged into UML 1.1.
- OCL was used to define UML 1.2 itself (constraints in UML meta-models)
  - UML specification:  
<http://www.omg.org/spec/UML/2.4.1/Infrastructure/PDF>
  - Example: p. 125

# Why use OCL?

---

- UML diagrams are not enough. We need a language to help with specification and semantics of UML models.
- We look for some “add-on” instead a brand new language with full specification capability.
- Q: Why not first order logic? A: Not object-oriented.
- OCL is not the only one, but is the only one that is standardized (OMG standard).

# Advantages of Formal Constraints

---

## Better documentation

- Constrains add information about model elements and their relationships to the visual models used in UML.
- It is a way of documenting UML models.

## More precise

- OCL constrains have formal semantics. Can be used to reduce the ambiguity in the UML models.
- No side effects.
  - Evaluation of OCL cannot affect state of the running system.
  - It is not possible to assign values to attributes via OCL expression.

## Communication without misunderstanding

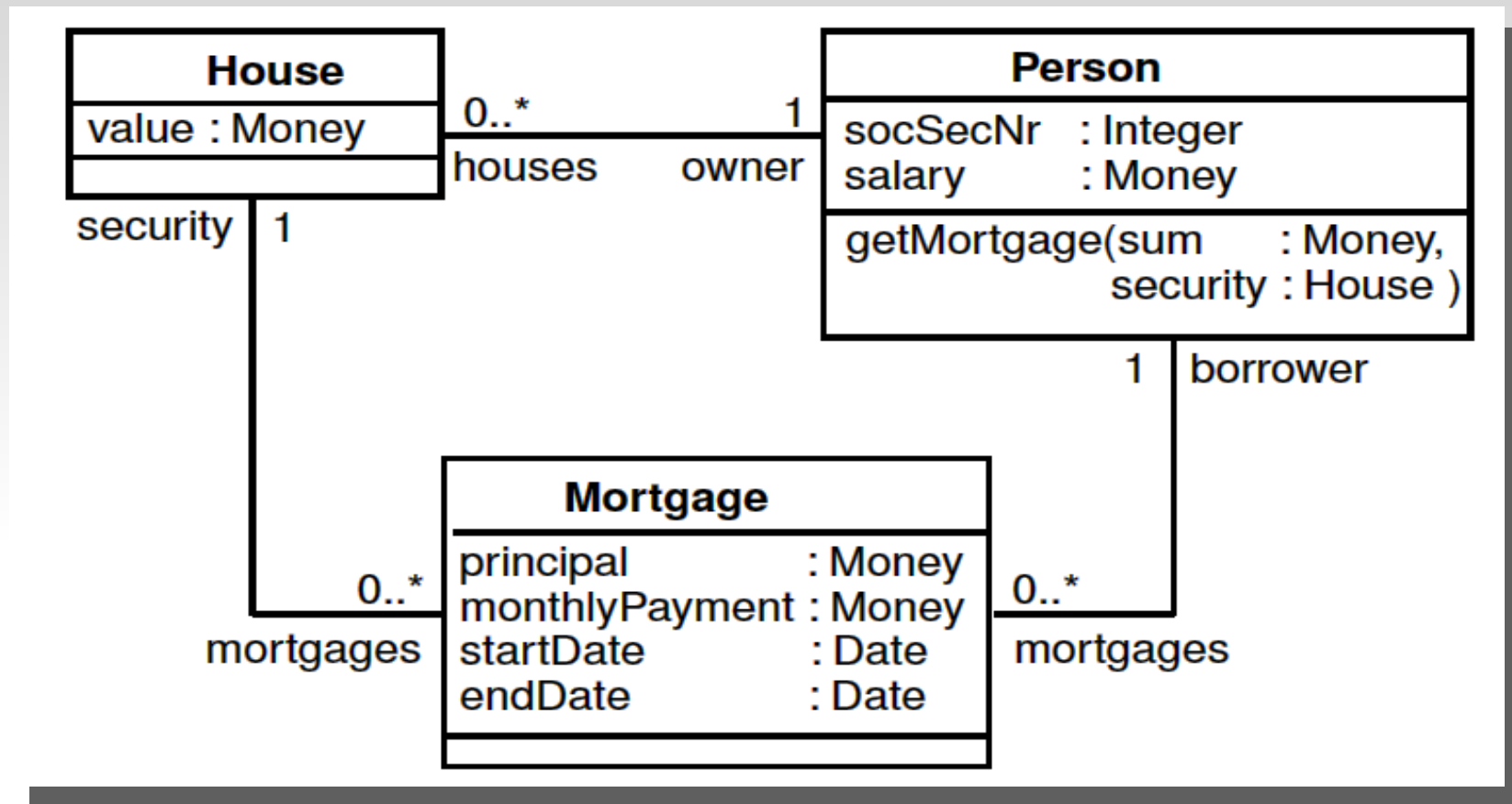
- UML models are used to communicate between developers. Using OCL constraints modelers communicate unambiguously.

# Where use OCL?

---

- To specify invariants for classes and types.
  - Constraint that must be always met by all instances of the class.
- To specify pre- and post-conditions of an operation.
  - Constraint that must be always true before/after the execution of the operation
- As a navigation language.
  - Syntax constructs enabling to navigate through object links.
- Test requirements and specifications.

# Motivation



1. A person may have a mortgage only on a house he/she owns.
2. The start date of any mortgage must be before the end date.
3. The social security number of all persons must be unique.
4. A new mortgage will be allowed only when the person's income is sufficient

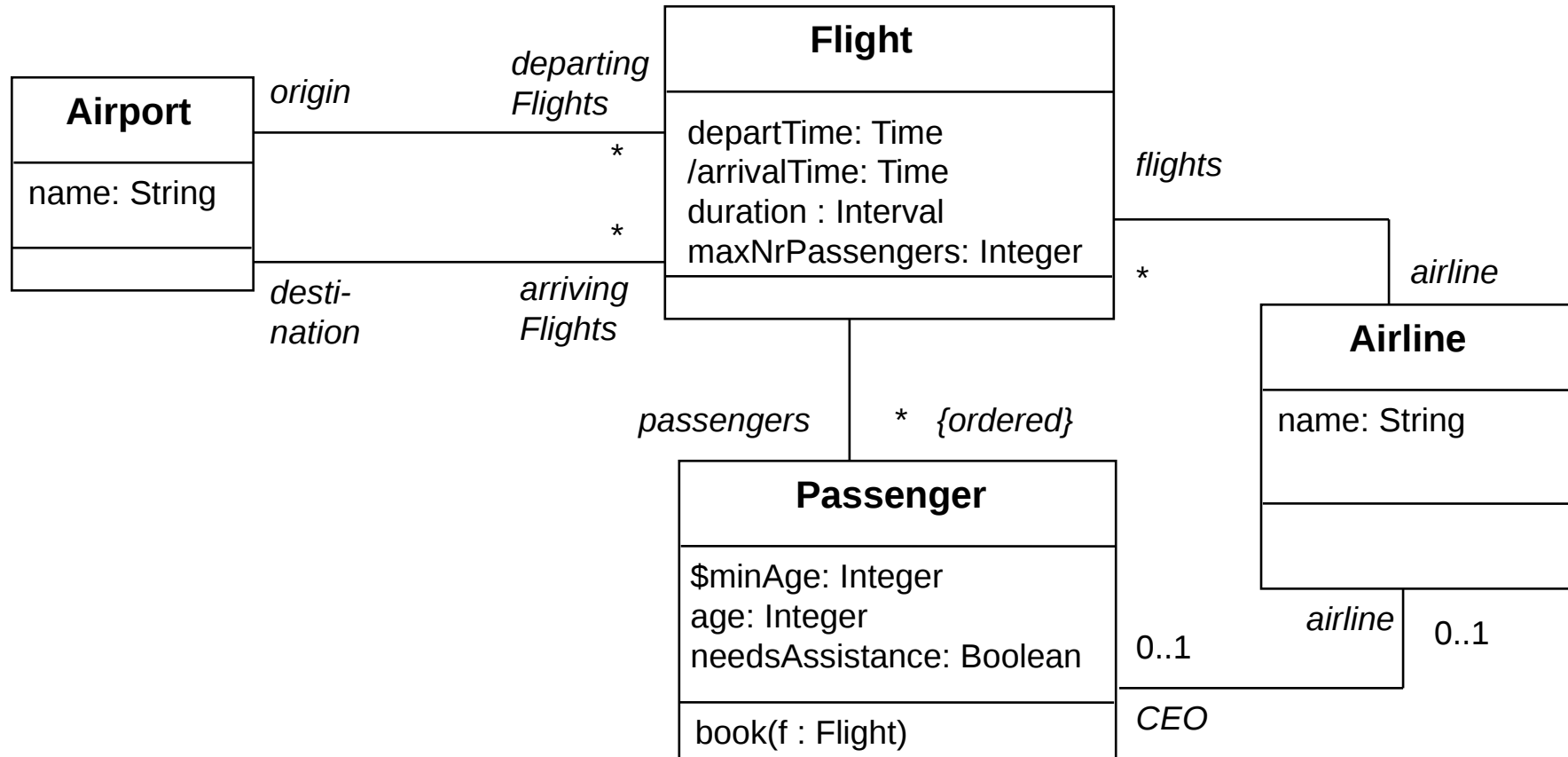


# OCL is strongly typed language

---

- Well-defined OCL expressions have to satisfy type rules
  - e.g. it is not allowed to compare Integer and String
- Every classifier from UML model becomes OCL type
  - e.g. all classes from class diagram
- OCL predefines several basic types and collections
  
- Note: OCL is declarative language
- Note: text starting with two dashes „--“ is a comment
  - -- this is uninterpreted comment in OCL

# Reference Model



---

## Lecture 3 / Part 2:

# **Constraints (invariants, preconditions, postcondition)**

# Constrains and Contexts

---

- A **constraint** is a restriction on one or more values of (part of) an object-oriented model or system.
  - A constraint is formulated on the level of classes, but its semantics is applied on the level of objects.
  - Invariant, precondition or postcondition.
- **Context** links OCL constraint to specific element (class, association class, interface, etc.) in the UML model.
- Constraint may be denoted within the UML model or in a separate document.

# Invariants

---

- An **invariant** is a constraint that should be true for an object during its complete lifetime.
- Syntax:

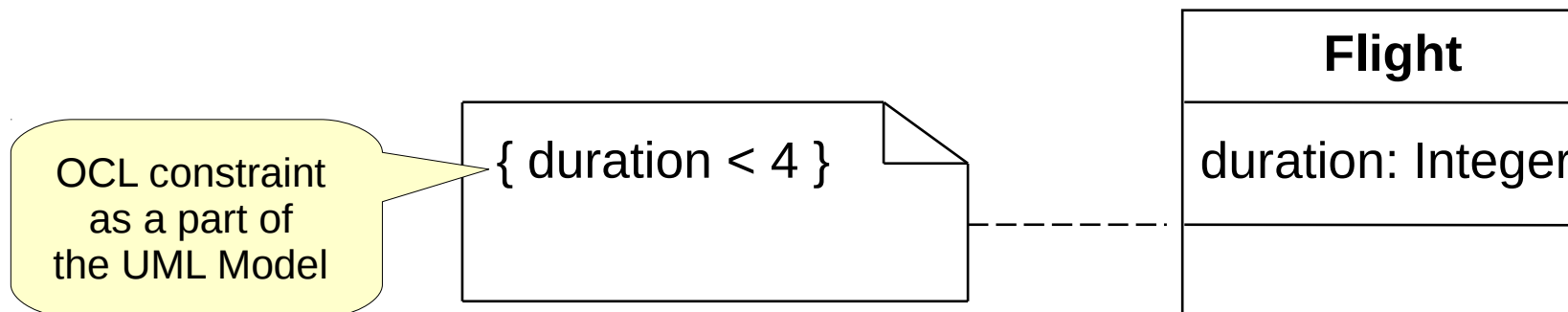
**context** <classifier>

**inv** [<constraint name>]:

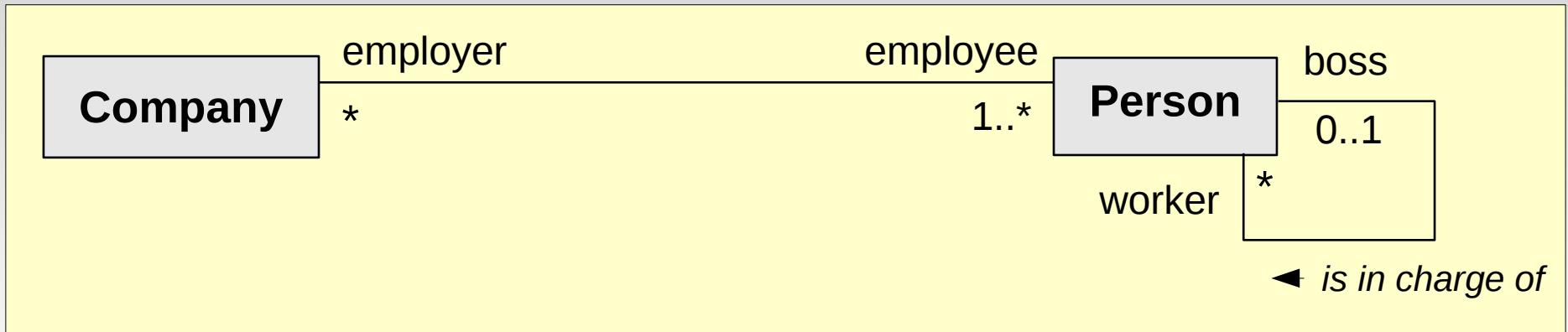
<Boolean OCL expression>

# Invariant – equivalent formulations

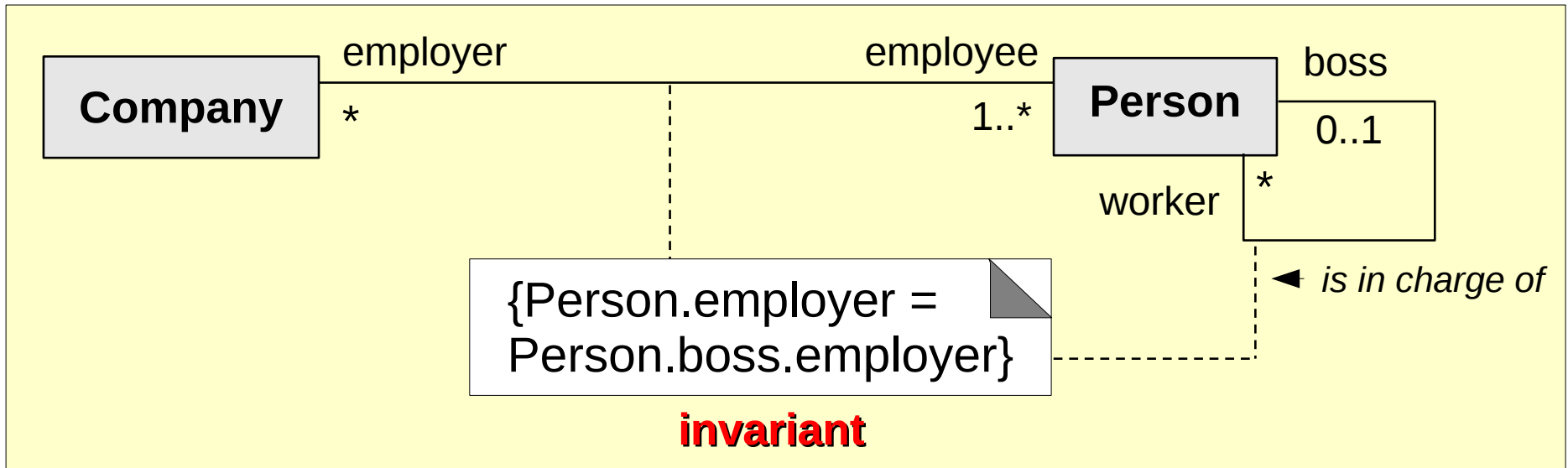
- **context** Flight **inv**: self.duration < 4  
-- „self“ refers to the object identifier from which the constraint is evaluated.
- **context** Flight **inv**: duration < 4
- **context** Flight **inv** **flightDuration**: duration < 4  
-- Named constraint



# Invariant - examples



Boss cannot be in charge of employees from other company.



# Preconditions and postconditions

---

- Constraints applied to operations.
- **Precondition** has to be true just prior to the execution of an operation.
- **Postcondition** has to be true just after the execution of an operation.
- Syntax:

**context** <classifier>::<operation> (<parameters>)

**pre|post** [<constraint name>]:

<Boolean OCL expression>



# Preconditions and postconditions - example

```
■ context Flight::shiftDeparture (t:Integer)
pre: t>0
post: self.arrivalTime = self.departTime + t
```

```
-- sooner departure is not permitted
```

```
-- departure time is automatically updated
```

```
■ context Flight::shiftDeparture (t:Integer):Time
post: result = departureTime - arrivalTime
```

```
-- keyword result refers to the result of the operation
```

```
-- we returns duration
```

Flight
departTime: Time arrivalTime: Time
shiftDeparture(t:Integer): Time

# @pre (postconditions only!)

- **context** Flight::shiftDeparture (t:Integer):Time  
**post:** result = departureTime + t + duration
  - we want to return updated arrival time
  - incorrect: *departureTime* refers to the value
  - upon completion of the operation
- **context** Flight::shiftDeparture (t:Integer):Time  
**post:** result = departureTime + duration
  - correct
- **context** Flight::shiftDeparture (t:Integer):Time  
**post:** result = departureTime@pre + t + duration
  - correct: @pre refers to the original state.

# Inheritance of Constrains

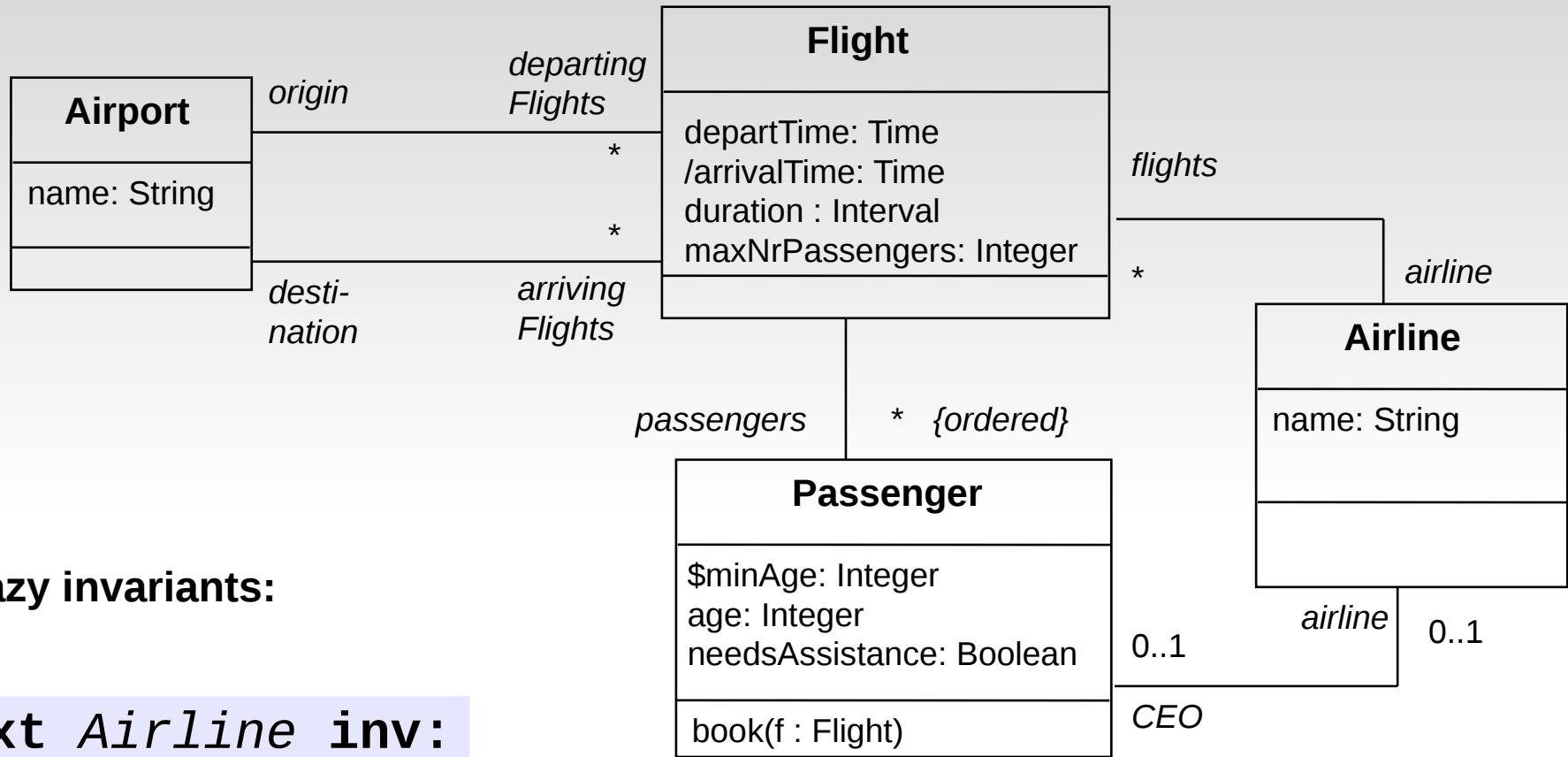
- **Liskov's substitution principle:**
  - Whenever an instance of a class is expected, one can always substitute an instance of any of its subclasses
- **Consequences for invariants:**
  - An invariant is always inherited by each subclass.
  - Subclasses may *strengthen* the invariant but cannot weaken it.
- **Consequences for pre- and post-conditions:**
  - A precondition may be *weakened* (contravariance) in subclass
    - **context** SuperClass::foo(i : Integer) **pre:** i > 1000
    - **context** SubClass::foo(i : Integer) **pre:** i > 0
    - => ok, because the sub-class is able to process the same input values as its super-class.
  - A postcondition may be *strengthened* (covariance) in subclass
    - **context** SuperClass::foo() : Integer **post:** result > 0
    - **context** SubClass::foo() : Integer **post:** result > 1000
    - => ok, because a caller gets always number > 0, even from the sub-class

# Elements of an OCL expression

---

- **Basic types:**
  - Boolean (true, false),
    - **ops:** and, or, xor, not, implies, if ... then ... else ... endif
  - Integer (1, -5, 2, 34, 26524, ...),
    - **ops:** \*, +, -, /, abs
  - Real (1.5, 3.14, ...),
    - **ops:** \*, +, -, /, floor
  - String ('To be or not to be...'),
    - **ops:** toUpper, concat, ...
- **Classifiers** from UML models and their features
  - Attributes
  - Query operations
- **Associations** from UML models
  - Including role names at either end of an association

# Invariants with Basic Types

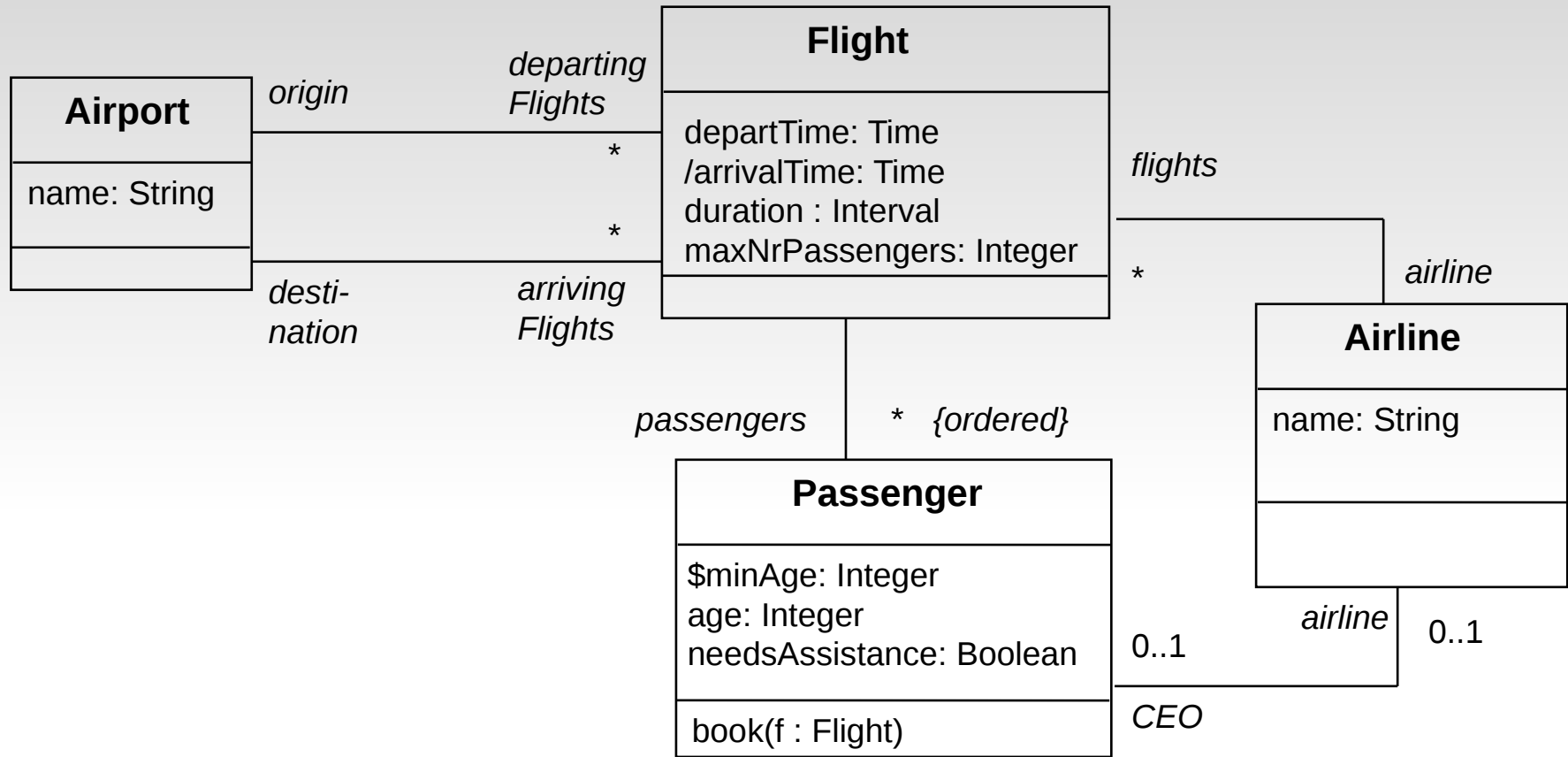


Some crazy invariants:

```
context Airline inv:
name.toLowerCase = 'klm'
```

```
context Passenger inv:
age >= ((9.6-3.5)*3.1).floor implies mature = true
```

# Invariants on Attributes



Normal attributes:

```
context Flight inv:
self.maxNrPassengers <= 1000
```

Class (static) attributes:

```
context Passenger inv:
age >= Passenger.minAge
```

# Invariants with Query Operations

## Time

midnight: Time  
month : String  
day : Integer  
year : Integer  
hour : Integer  
minute : Integer

difference(t:Time):Interval  
before(t: Time): Boolean  
plus(d : Interval) : Time

## Interval

nrOfDays : Integer  
nrOfHours : Integer  
nrOfMinutes : Integer

equals(i:Interval):Boolean  
Interval(d, h, m : Integer) :  
Interval

## Flight

departTime: Time  
/arrivalTime: Time  
duration : Interval  
maxNrPassengers: Integer

**context** *Flight* **inv:**

```
self.departTime.difference(self.arrivalTime).  
  equals(self.duration)
```

- Flight duration is just the difference between
- arrival and departure time.
- Invariant have to be boolean.

---

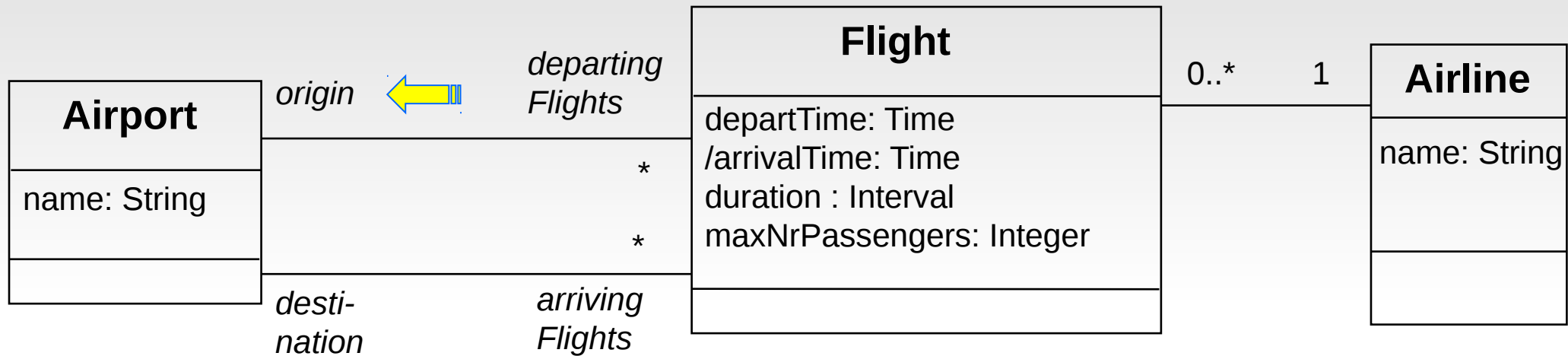
Lecture 3 / Part 3:

# Navigation Expressions



# Navigation over Association Ends

- Navigation over associations is used to refer to associated objects, starting from the context object:



```
context Flight
inv: origin <> destination
inv: origin.name = 'Amsterdam'
```

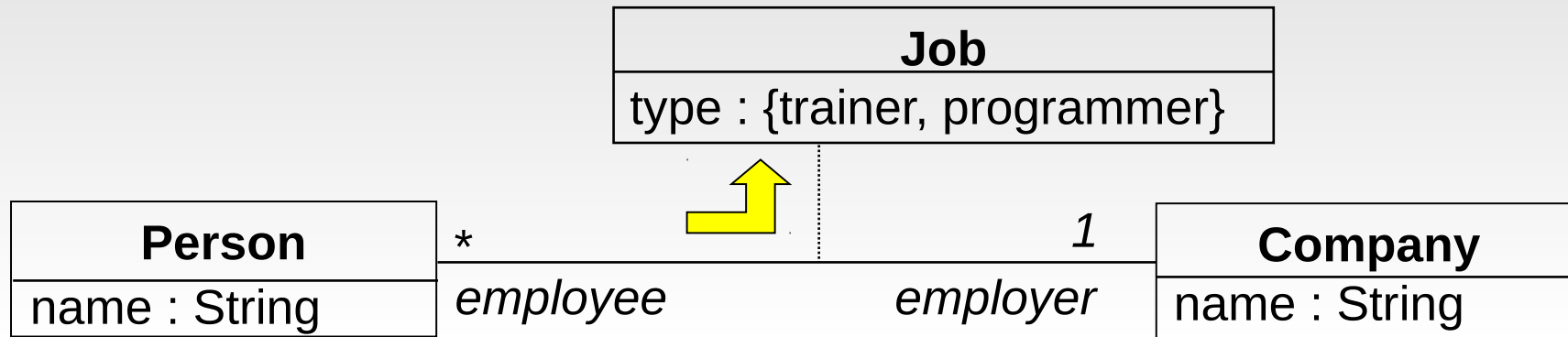
```
context Flight
inv: airline.name = 'KLM'
```

If the role name is missing use class name at the other end of the association, starting with a lowercase letter.

**Preferred:** Always give role names.

# Navigation to Association Classes

- Association classes have no role names. OCL expression therefore has to use class name, starting a lowercase letter:



```
context Person inv:
if self.name = 'Ivan Hrozny' then
    job.type = #trainer
else
    job.type = #programmer
endif
```

```
-- Ivan Hrozny is trainer, other employees are programmers
```


---

# Lecture 3 / Part 4:

## **Collections**

# OCL Collections

- Most navigations return collections rather than single elements

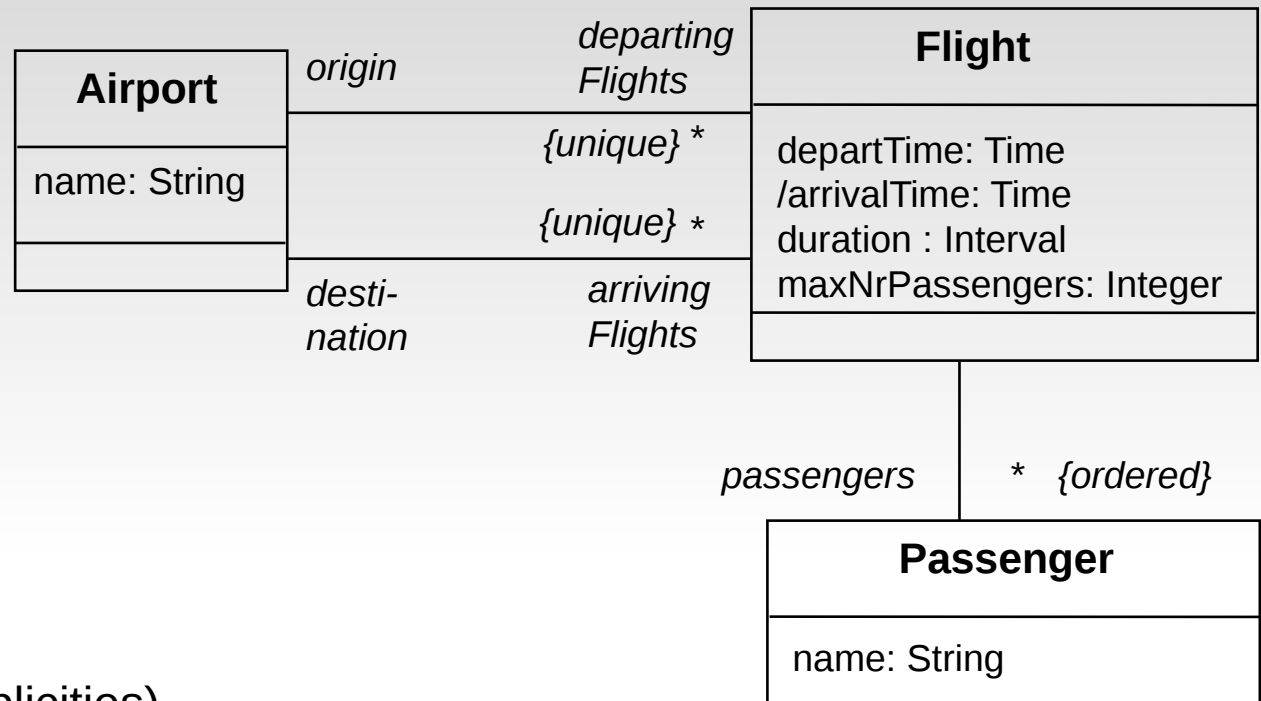


```
context Flight inv: airplane. --> single airplane
```

```
context Airplane inv: flights. --> collection of flights
```

```
context Airplane inv: flights.passengers --> ???
```

# OCL Collections (cont.)



- **Set** (non-ordered, no duplicities)

`context Airport inv: self.arrivingFlights`

- **Bag** (non-ordered, duplicities)

`context Airport inv: self.arrivingFlights.passengers.name`

- **Sequence** (ordered, duplicities)

`context Flight inv: self.passengers`


# The *collect* Operation

Here can be an arbitrary name of the collection

Arrow "->" is used for predefined operations instead of the dot "." operator

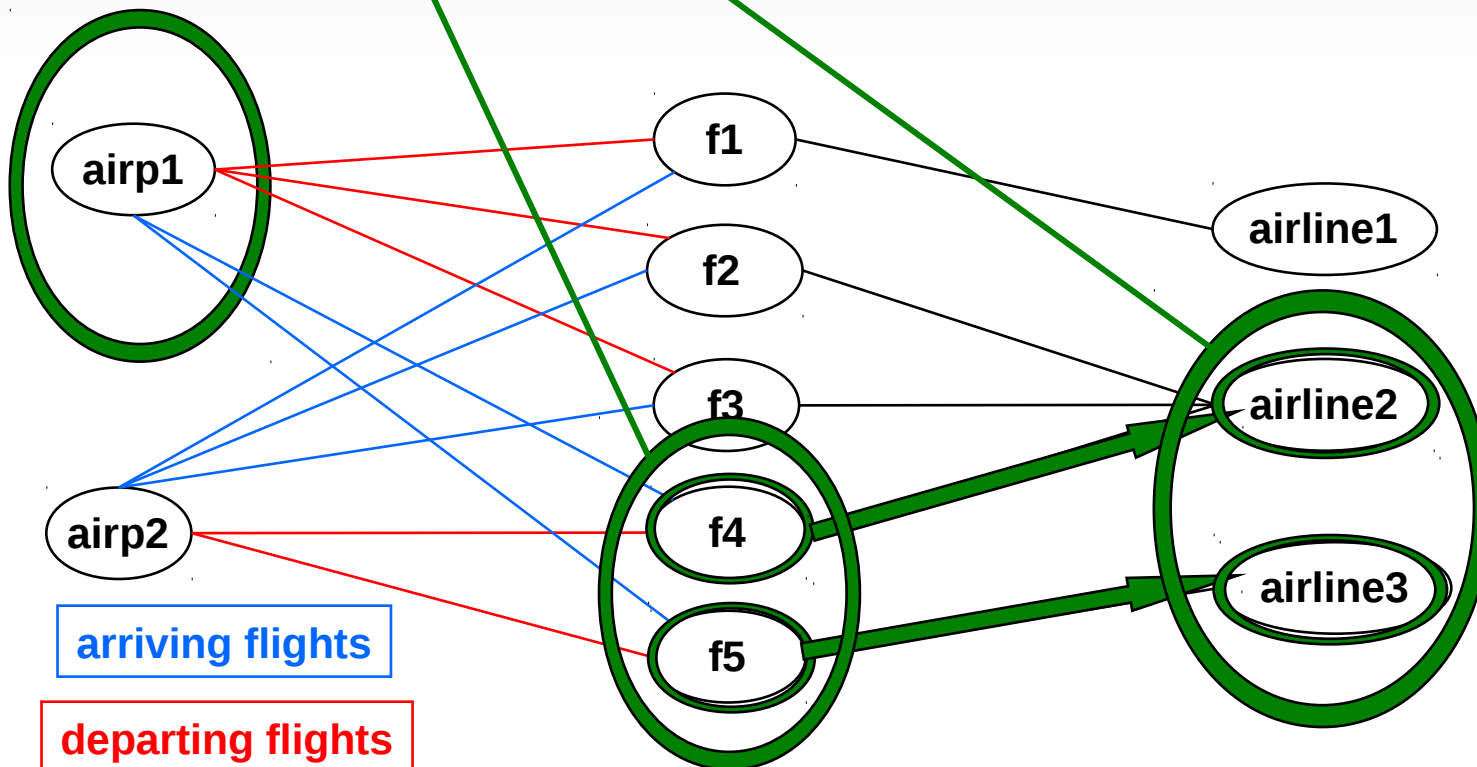
- Syntax:
  - `collection->collect(elem : T | expr)`
  - `collection->collect(elem | expr)`
  - `collection->collect(expr)`
  - `collection.expr` -- abbreviated syntax
- The *collect* operation returns a *bag* containing the value of the expression *expr* for each of the items in the *collection*.
- For instance, it is used to get all values for certain attribute of all objects in a collection.
- Similar to *projection* in relational algebra (SQL).

# Example: collect Operation



**context Airport inv:**

```
self.arrivingFlights -> collect(airline) -> notEmpty
```



# Equivalent notation for *collect*



```
context Airport inv:  
self.arrivingFlights -> collect(airline) -> notEmpty
```

```
context Airport inv:  
self.arrivingFlights.airline -> notEmpty
```

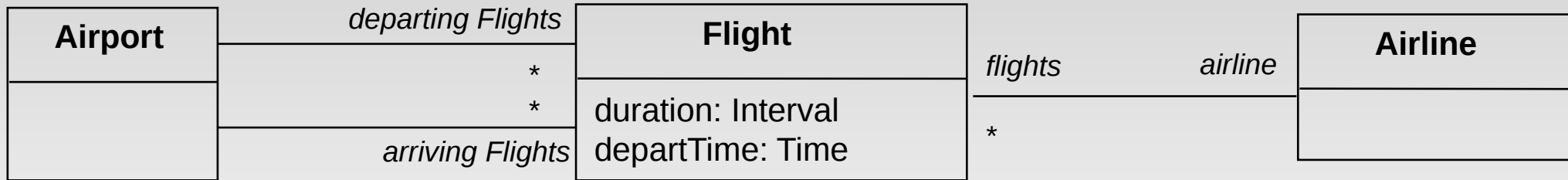


# The *select* and *reject* Operations

---

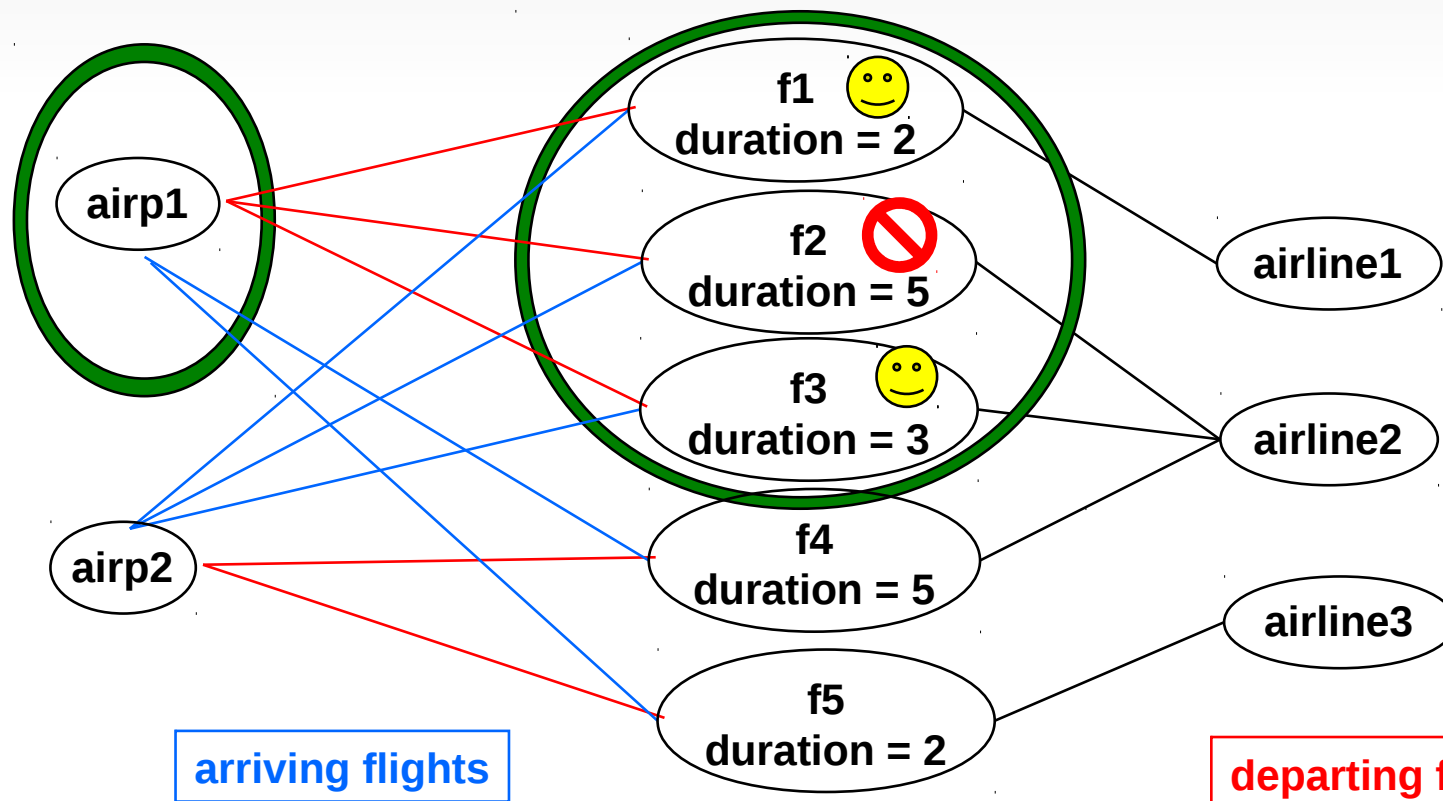
- Syntax:
  - `collection->select(elem : T | expr)`
  - `collection->select(elem | expr)`
  - `collection->select(expr)`
- The *select* operation results in the subset of elements for which *expr* is true.
- Similar to *selection* in relational algebra (SQL).
- *reject* is the complementary operation to *select*.

# Example: *select* Operation



**context** *Airport* **inv**:

```
self.departingFlights->select(duration<4)->notEmpty
```



# The *forAll* Operation

---

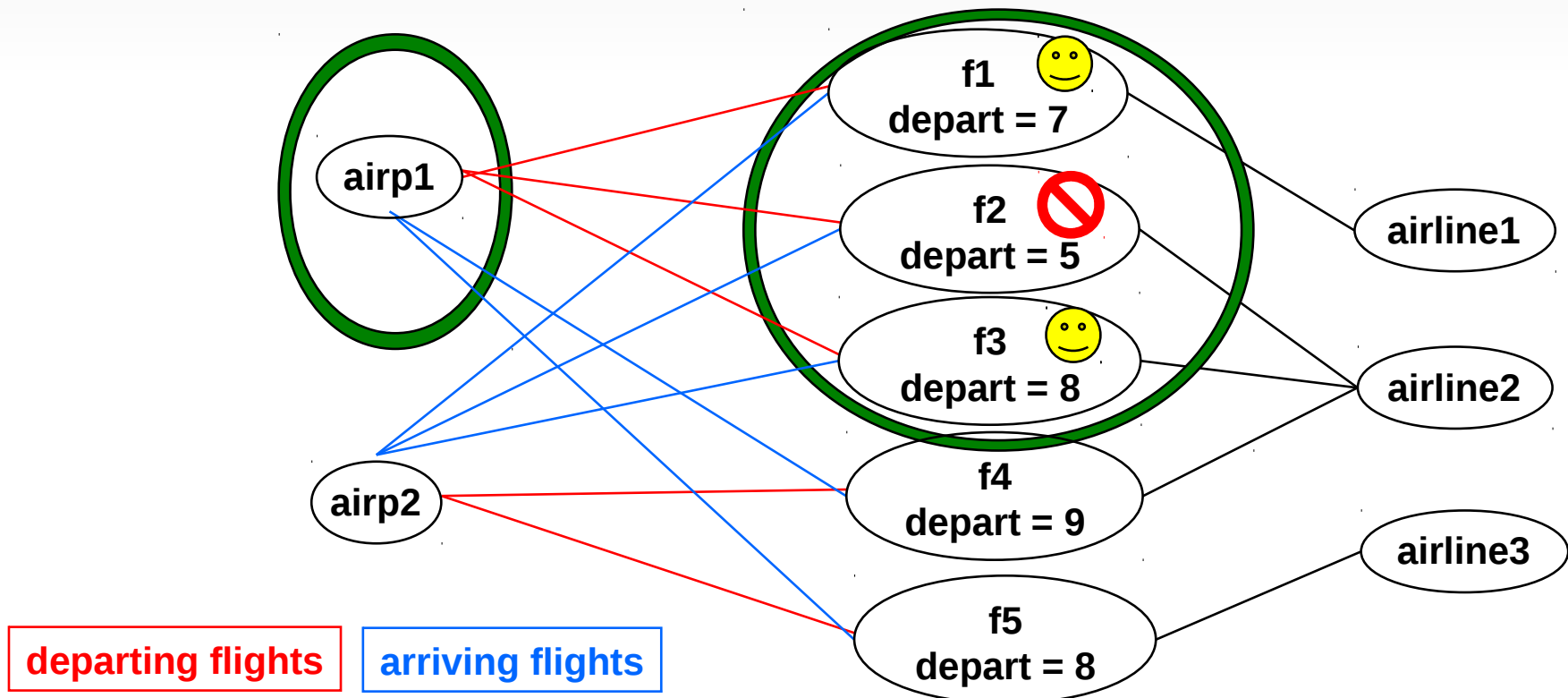
- Syntax:
  - `collection->forAll(elem : T | expr)`
  - `collection->forAll(elem | expr)`
  - `collection->forAll(expr)`
- The *forAll* operation results in true if *expr* is true for all elements of the *collection*.

# Example: *forAll* Operation

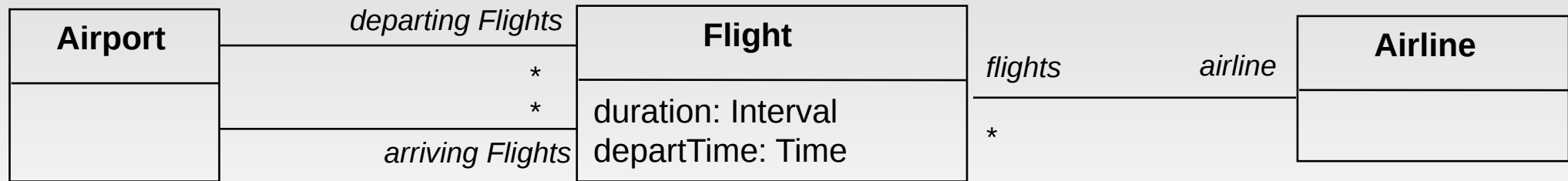


**context** *Airport* **inv**:

```
self.departingFlights->forAll(departTime.hour>6)
```



# forAll Operation with two variables



```
context Airport inv:
```

```
self.departingFlights->forAll(f1, f2 |  
    f1.departTime <> f2.departTime)
```

```
-- all flights differ in their departure time
```

# The *exists* Operation

---

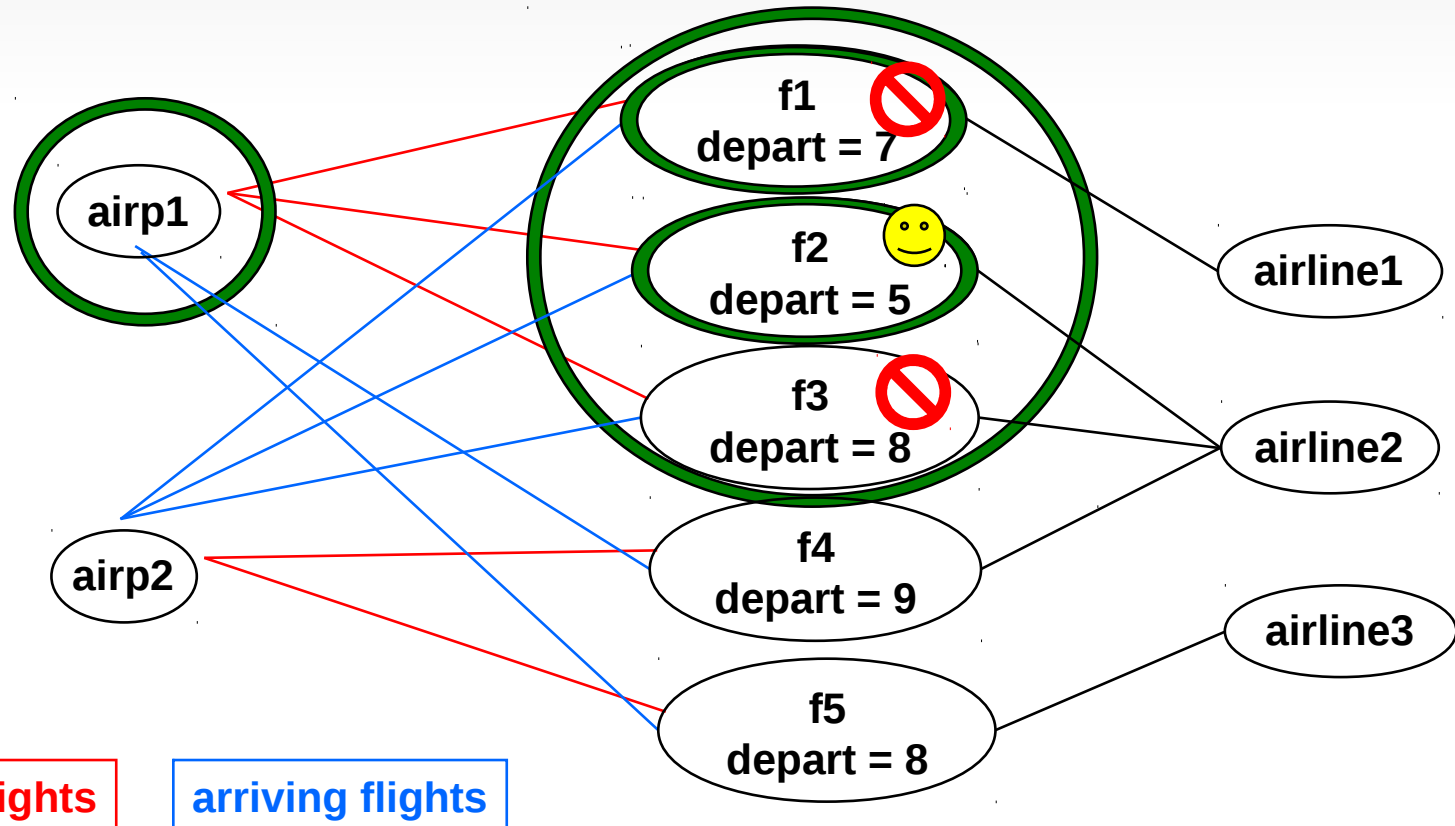
- Syntax:
  - `collection->exists(elem : T | expr)`
  - `collection->exists(elem | expr)`
  - `collection->exists(expr)`
- The *exists* operation results in true if there is at least one element in the *collection* for which the *expr* is true.

# Example: *exists* Operation



**context** *Airport* **inv**:

`self.departingFlights->exists(departTime.hour<6)`



# The *iterate* Operation

- Syntax:
  - `collection->iterate(elem : Type; answer : Type = <value> | <expression-with-elem-and-answer>)`
- Example:

```
context Airline inv:  
flights->iterate (f : Flight;  
                 answer : Set(Flight) = Set{ } |  
                 if f.maxNrPassengers > 150 then  
                   answer->including(f)  
                 else  
                   answer  
                 endif)->notEmpty
```

- is identical to:

```
context Airline inv:  
flights->select(maxNrPassengers > 150)->notEmpty
```



# Other collection Operations

---

- *c->isEmpty*: true if collection has no elements.
- *c->notEmpty*: true if collection has at least one element.
- *c->size*: number of elements in collection.
- *c->sum*: summation of numerical elements in collection.
- *c->count(elem)*: number of occurrences of *elem* in collection.
- *c->includes(elem)*: true if *elem* is in collection.
- *c->excludes(elem)*: true if *elem* is not in collection.
- *c->includesAll(coll)*: true if every element of *coll* is found in *c*.
- *c->excludesAll(coll)*: true if no element of *coll* is found in *c*.

# Other collection Operations (cont.)

---

## For bags and sequences:

- $c \rightarrow \text{asSet}$ : transforms *bag* or *sequence* collection to *set*, i.e. removes duplicities.

## For sets:

- $s1 \rightarrow \text{intersection}(s2)$ : returns set of those elements found in  $s1$  and also in  $s2$ .
- $s1 \rightarrow \text{union}(s2)$ : returns set of those elements found in either  $s1$  or  $s2$ .
- $s1 \rightarrow \text{excluding}(x)$ : returns  $s1$  with object  $x$  omitted.

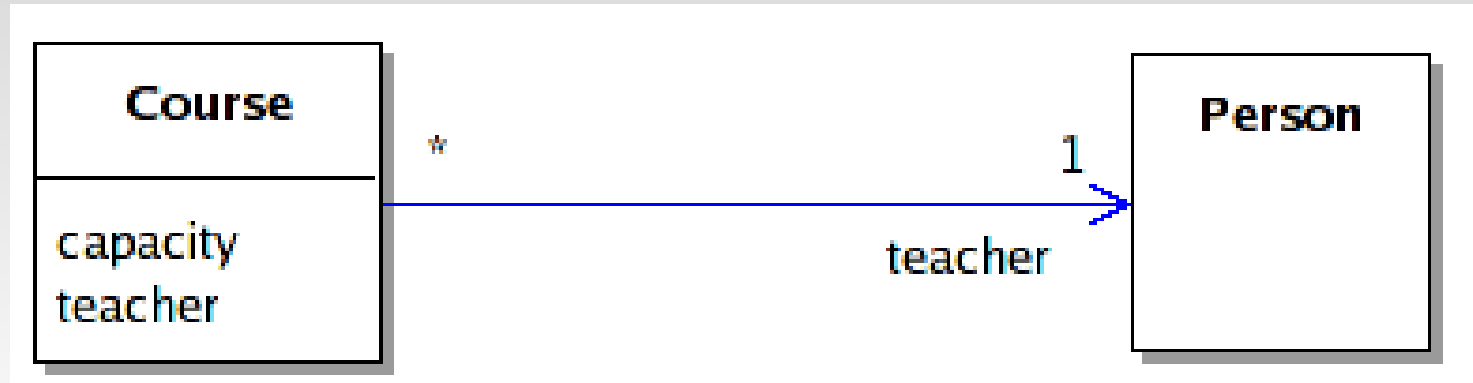
## For sequences:

- $s \rightarrow \text{first}()$

## Predefined set-theoretic predicates:

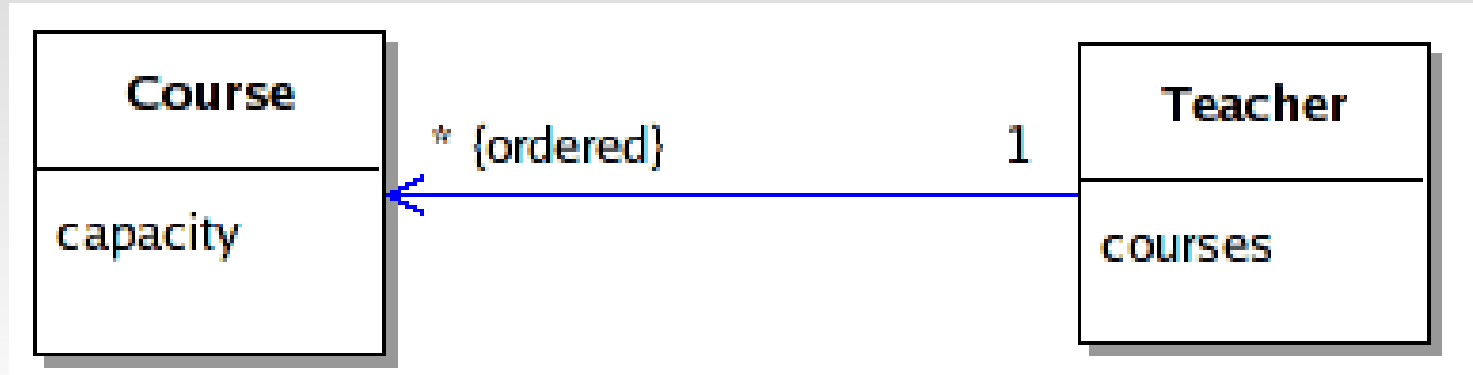
- $\text{size}(\text{set}), \text{sum}(\text{set}), \text{max}(\text{set}), \text{average}(\text{set}), \dots$

# Exercise



What returns `self.capacity` for context *Course*?  
What returns `self.teacher` for context *Course*?

# Exercise (cont.)



What returns `self.courses` for context *Teacher*?

What returns `self.courses->first().capacity` for context *Teacher*?

What returns `self.courses.capacity` for context *Teacher*?

What is the result of:

```
context Teacher inv: self.courses->size() > 0
```

What is the result of:

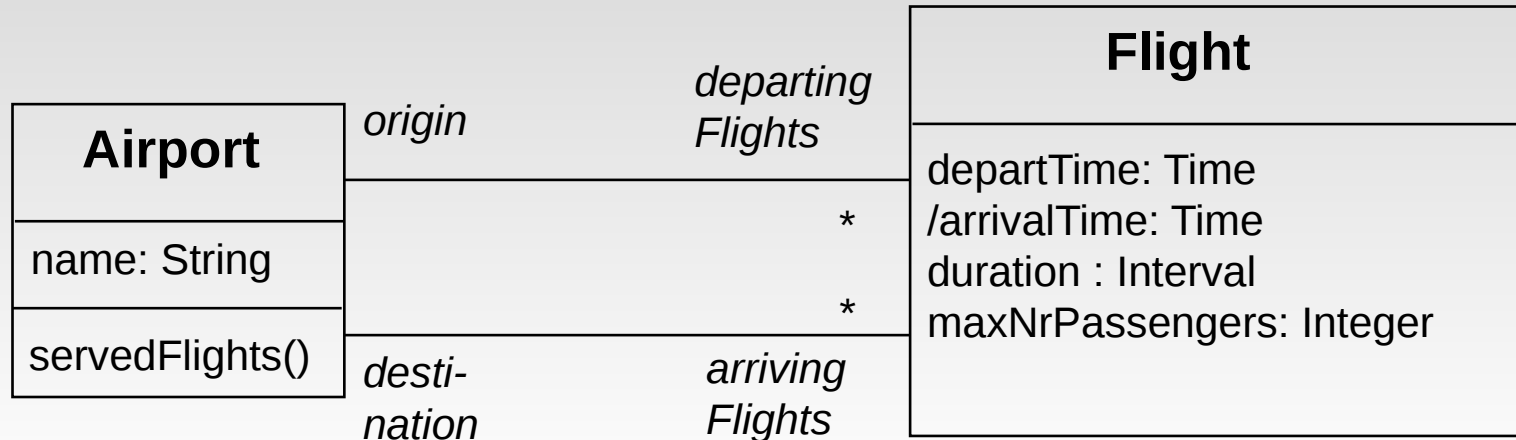
```
context Teacher inv: max(self.courses.capacity) < 150
```

---

Lecture 3 / Part 5:

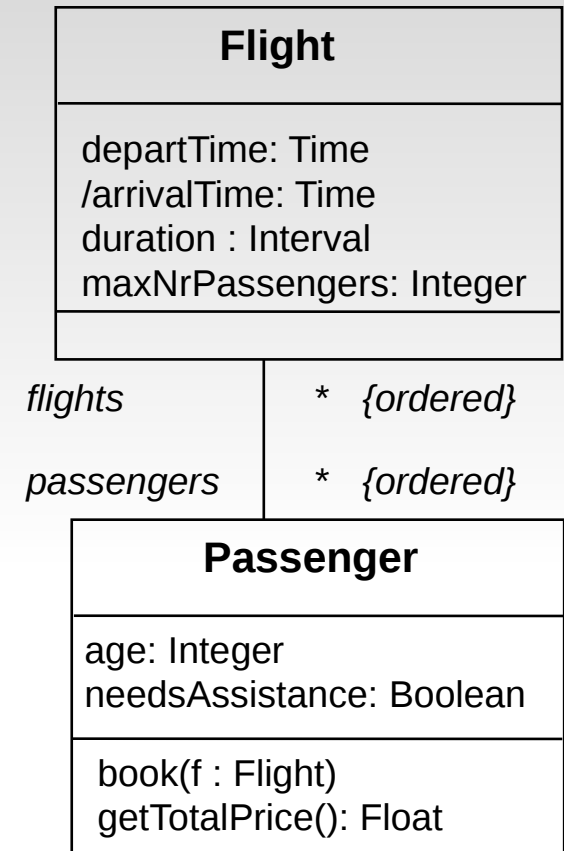
# **Advanced OCL Concepts and Examples**

# Pre- and Post-conditions with Collections



```
context Airport::servedFlights() : Set(Flight)
pre : -- none
post: result = departingFlights->asSet->
           union(arrivingFlights->asSet)
```

# @pre in Postconditions – complex example



```
context Passenger::book(f : Flight)
pre : not flights->include(f)
post: flights->include(f) and
      getTotalPrice() = getTotalPrice@pre() + f.ticketPrice()

-- getTotalPrice() include the price of booked flight
```

# Reference to State



```
context Bottle inv:
```

```
self.oclInState(new) implies filled = #full and
```

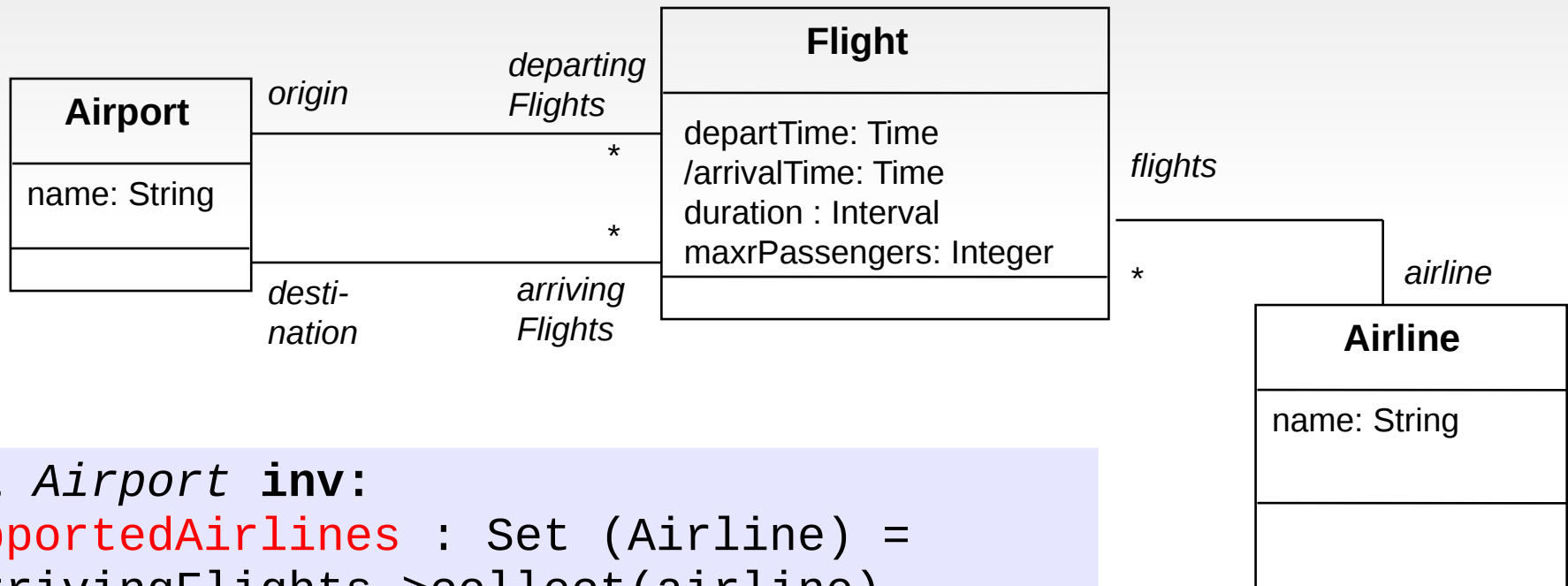
```
self.oclInState(discarded) implies filled = #empty
```

- *oclInState* returns true if the object is in the specified state



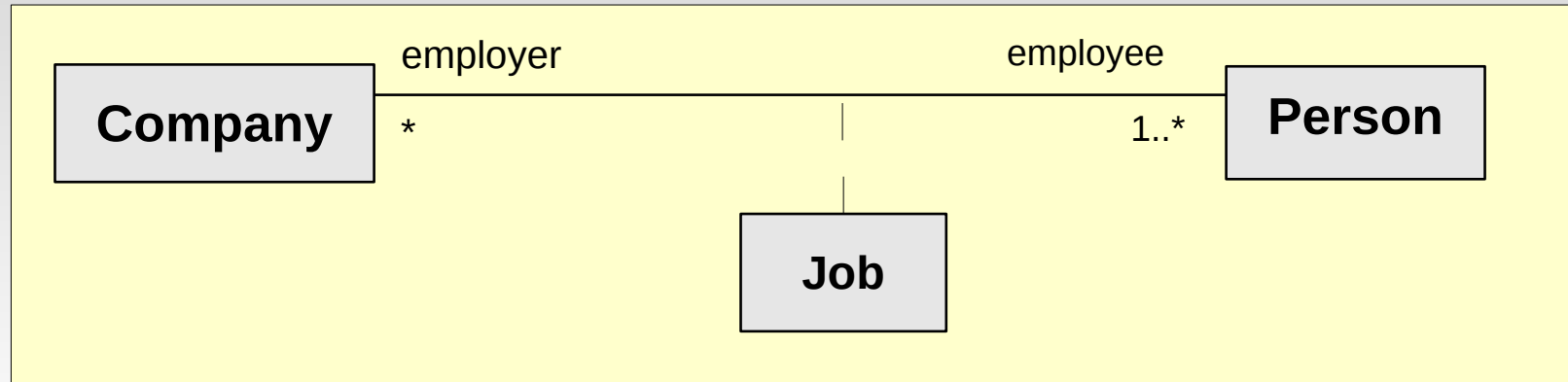
# Local Variables

- *let* construct defines variables local to one constraint:
  - Let var : Type = <expression1> in <expression2>



```
context Airport inv:  
let supportedAirlines : Set (Airline) =  
self.arrivingFlights->collect(airline)  
in (supportedAirlines->notEmpty)  
and (supportedAirlines->size < 500)
```

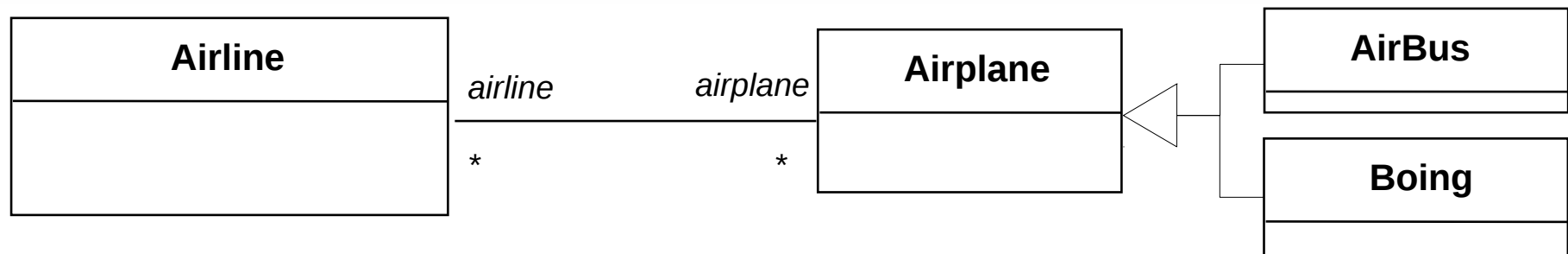
# Local Variables – Advanced Example



```
context Person inv:
let income : Integer = self.job.salary->sum
let hasTitle(t:String) : Boolean = self.job->exists(title=t) in
  if self.hasTitle('manager') then
    self.income >= 1000
  else
    self.income >= 100
  endif
```

# Type Checking and Casting Operations

- *oclType* represents the type of „self“ object
- *oclIsTypeOf*(*t* : *OCLType*) returns true if „self“ and „t“ are of the same type.  
`context Airbus inv: self.oclIsTypeOf(Airplane) -- is false`
- *oclIsKindOf*(*t* : *OCLType*) returns true if „self“ and „t“ are of the same type or if „t“ is super-type of „self“.  
`context Airbus inv: self.oclIsKindOf(Airplane) -- is true`



```
context Airline inv:  
self.airplane->select(oclType = Airbus)->notEmpty
```

```
-- Every airline has at least one Airbus in its airplane fleet.  
-- Hide this constraint from EU representatives as they could  
adopt this idea ;)
```

# Questions?

---

