

# Probability

Pavel Rychlý

PA154 Statistické nástroje pro korpusy, Spring 2014

# Source

Introduction to Natural Language Processing (600.465)

Dr. Jan Hajič

CS Dept., Johns Hopkins Univ.

[hajic@cs.jhu.edu](mailto:hajic@cs.jhu.edu)

[www.cs.jhu.edu/~hajic](http://www.cs.jhu.edu/~hajic)

# Experiments & Sample Spaces

- Experiment, process, test, ...
- Set of possible basic outcomes: sample space  $\Omega$  (**základní prostor** obsahující **možné výsledky**)
  - coin toss ( $\Omega = \{\text{head, tail}\}$ ), die ( $\Omega = \{1..6\}$ )
  - yes/no opinion poll, quality test (bad/good) ( $\Omega = \{0,1\}$ )
  - lottery ( $|\Omega| \cong 10^7..10^{12}$ )
  - # of traffic accidents somewhere per year ( $\Omega = \mathbb{N}$ )
  - spelling errors ( $\Omega = Z^*$ ), where  $Z$  is an alphabet, and  $Z^*$  is set of possible strings over such alphabet
  - missing word ( $|\Omega| \cong \text{vocabulary size}$ )

# Events

- Event (**jev**)  $A$  is a set of basic outcomes
- Usually  $A \subset \Omega$ , and all  $A \in 2^\Omega$  (the event space, **jevové pole**)
  - $\Omega$  is the certain event (**jistý jev**),  $\emptyset$  is the impossible event (**nemožný jev**)
- Example:
  - experiment: three times coin toss
    - $\Omega = \{\mathbf{HHH}, \mathbf{HHT}, \mathbf{HTH}, \mathbf{HTT}, \mathbf{THH}, \mathbf{THT}, \mathbf{TTH}, \mathbf{TTT}\}$
  - count cases with exactly two tails: then
    - $\mathbf{A} = \{\mathbf{HTT}, \mathbf{THT}, \mathbf{TTH}\}$
  - all heads:
    - $\mathbf{A} = \{\mathbf{HHH}\}$

# Probability

- Repeat experiment many times, record how many times a given event  $A$  occurred (“count”  $c_1$ ).
- Do this whole series many times; remember all  $c_i$ s.
- Observation: if repeated really many times, the ratios of  $\frac{c_i}{T_i}$  (where  $T_i$  is the number of experiments run in the  $i$ -th series) are close to some (unknown but) **constant** value.
- Call this constant a **probability of A**. Notation:  **$p(\mathbf{A})$**

# Estimating Probability

- Remember: ... close to an *unknown* constant.
- We can only estimate it:
  - from a single series (typical case, as mostly the outcome of a series is given to us we cannot repeat the experiment), set

$$p(A) = \frac{c_1}{T_1}$$

- otherwise, take the weighted average of all  $\frac{c_i}{T_i}$  (or, if the data allows, simply look at the set of series as if it is a single long series).
- This is the **best** estimate.

# Example

- Recall our example:
  - experiment: three times coin toss
    - $\Omega = \{HHH, HHT, HTH, HTT, THH, THT, TTH, TTT\}$
    - count cases with exactly two tails:  $A = \{HTT, THT, TTH\}$
- Run an experiment 1000 times (i.e. 3000 tosses)
- Counted: 386 cases with two tails (**HTT, THT or TTH**)
- estimate:  $p(A) = 386/1000 = .386$
- Run again: 373, 399, 382, 355, 372, 406, 359
  - $p(A) = .379$  (weighted average) or simply  $3032/8000$
- *Uniform* distribution assumption:  $p(A) = 3/8 = .375$

# Basic Properties

- Basic properties:
  - $p: 2^\Omega \rightarrow [0, 1]$
  - $p(\Omega) = 1$
  - Disjoint events:  $p(\cup A_i) = \sum_i p(A_i)$
- NB: axiomatic definition of probability: take the above three conditions as axioms
- Immediate consequences:
  - $P(\emptyset) = 0$
  - $p(\overline{A}) = 1 - p(A)$
  - $A \subseteq B \Rightarrow p(A) \leq p(B)$
  - $\sum_{a \in \Omega} p(a) = 1$



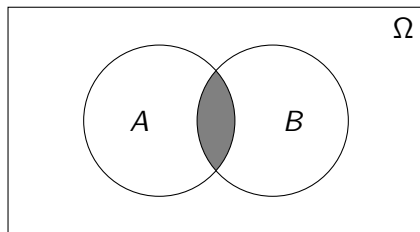
# Joint and Conditional Probability

- $p(A, B) = p(A \cap B)$

- $p(A|B) = \frac{p(A, B)}{p(B)}$

- Estimating from counts:

- $p(A|B) = \frac{p(A, B)}{p(B)} = \frac{\frac{c(A \cap B)}{T}}{\frac{c(B)}{T}} = \frac{c(A \cap B)}{c(B)}$

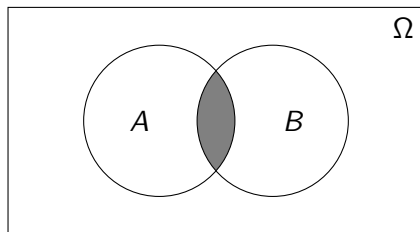


# Bayes Rule

- $p(A,B) = p(B,A)$  since  $p(A \cap B) = p(B \cap A)$ 
  - therefore  $p(A|B)p(B) = p(B|A)p(A)$ , and therefore:

## Bayes Rule

$$p(A|B) = \frac{p(B|A) \times p(A)}{p(B)}$$



# Independence

- Can we compute  $p(A,B)$  from  $p(A)$  and  $p(B)$ ?
- Recall from previous foil:

$$p(A|B) = \frac{p(B|A) \times p(A)}{p(B)}$$

$$p(A|B) \times p(B) = p(B|A) \times p(A)$$

$$p(A, B) = p(B|A) \times p(A)$$

... we're almost there: how  $p(B|A)$  relates to  $p(B)$ ?

- $p(B|A) = p(B)$  iff A and B are **independent**
- Example: two coin tosses, weather today and weather on March 4th 1789;
- Any two events for which  $p(B|A) = P(B)$ !

# Chain Rule

$$\begin{aligned} p(A_1, A_2, A_3, A_4, \dots, A_n) = \\ p(A_1|A_2, A_3, A_4, \dots, A_n) \times p(A_2|A_3, A_4, \dots, A_n) \times \\ \times p(A_3|A_4, \dots, A_n) \times \dots p(A_{n-1}|A_n) \times p(A_n) \end{aligned}$$

- this is a direct consequence of the Bayes rule.

# The Golden Rule of Classic Statistical NLP

- Interested in an event A given B (where it is not easy or practical or desirable) to estimate  $p(A|B)$ :

- take Bayes rule, max over all Bs:

- $$\operatorname{argmax}_A p(A|B) = \frac{\operatorname{argmax}_A p(B|A) \times p(A)}{p(B)} =$$

$$\boxed{\operatorname{argmax}_A p(B|A) \times p(A)}$$

- ... as  $p(B)$  is constant when changing As

# Random Variables

- is a function  $X : \Omega \rightarrow Q$ 
  - in general  $Q = R^n$ , typically  $R$
  - easier to handle real numbers than real-world events
- random variable is *discrete* if  $Q$  is countable (i.e. also if finite)
- Example: *die*: natural “numbering”  $[1,6]$ , *coin*:  $\{0,1\}$
- Probability distribution:
  - $p_X(x) = p(X = x) =_{df} p(A_x)$  where  $A_x = \{a \in \Omega : X(a) = x\}$
  - often just  $p(x)$  if it is clear from context what  $X$  is

# Expectation

## Joint and Conditional Distributions

- is a mean of a random variable (weighted average)
  - $E(X) = \sum_{x \in X(\Omega)} x \cdot p_X(x)$
- Example: one six-sided die: 3.5, two dice (sum): 7
- Joint and Conditional distribution rules:
  - analogous to probability of events
- Bayes:  $p_{X|Y}(x, y) =_{\text{notation}} p_{XY}(x|y) =_{\text{even simpler notation}}$

$$p(x|y) = \frac{p(y|x) \cdot p(x)}{p(y)}$$

- Chain rule:  $p(w, x, y, z) = p(z) \cdot p(y|z) \cdot p(x|y, z) \cdot p(w|x, y, z)$

# Standard Distributions

- Binomial (discrete)
  - outcome: 0 or 1 (thus *binomial*)
  - make  $n$  trials
  - interested in the (probability of) numbers of successes  $r$
- Must be careful: it's not uniform!
- $p_b(r|n) = \frac{\binom{n}{r}}{2^n}$  (for equally likely outcome)
- $\binom{n}{r}$  counts how many possibilities there are for choosing  $r$  objects out of  $n$ ;
- $\binom{n}{r} = \frac{n!}{(n-r)!r!}$



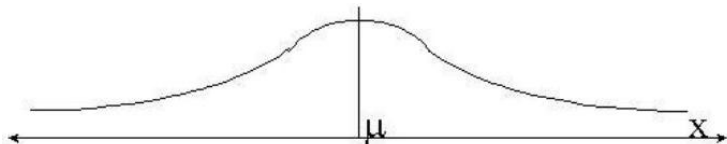
# Continuous Distributions

- The normal distribution (“Gaussian”)

- $$p_{norm}(x|\mu, \sigma) = \exp \left[ \frac{-(x - \mu)^2}{2\sigma^2} \right] \frac{1}{\sigma\sqrt{2\pi}}$$

- where:

- $\mu$  is the mean (x-coordinate of the peak) (0)
- $\sigma$  is the standard deviation (1)



- other: hyperbolic, t