

IA169 System Verification and Assurance

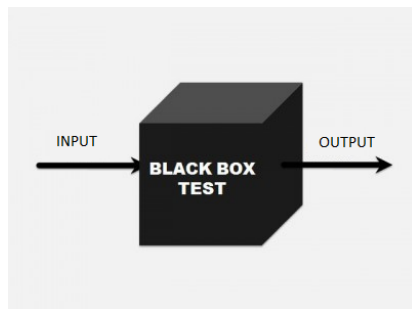
Symbolic Execution and Concolic Testing

Jiří Barnat

Testing Strategies

Black-box

- A product under test is viewed as a **black box**.
- It is analysed through the input-output behaviour.
- Inner details (such as source code) are hidden or not taken into account.



White-box Testing (Glass-box)

- Inner details are taken into account.
- Tests are selected and executed with respect to the inner details of the product, e.g. code coverage.
- Error insertion, modification of the product for the purpose of testing.
- **Basically only extends any Black-box approach.**

Gray-box Testing

- In between of Black-box and White-box.
- Sometimes the same as White-box, inconsistent terminology.

Primary Black-box Strategies

- Domain Testing
- Combinatory Testing
- Scenario Testing
- Risk-based Testing
- Functional Testing
- Fuzz Testing (Mutation Testing)

Primary White-box Extensions

- Model-based Testing
- Unit Testing

Support for Developers

- Regression Testing

Symbolic Execution

Problem

- To detect errors that systematically exhibit only for specific input values is difficult.
- Relates to incompleteness of testing.

Still we would like to ...

- test the program on inputs that make program execute differently from what has already been tested.
- test the program for all inputs.

Idea

- Execute a program so that values of input variables are referred to as symbols instead of concrete values.

Demo

Program	Selected concrete values	Symbolic representation
read(A)	A = 3	$A = \alpha$
A = A * 2	A = 6	$A = \alpha * 2$
A = A + 1	A = 7	$A = (\alpha * 2) + 1$
output(A)		

Observation

- Branching in the code put some restrictions on the data depending on the condition of a branching point.

Example

1	if ($A == 2$)	$A = (\alpha * 2) + 1$	
2	then ...		$(\alpha * 2) + 1 = 2$
3	else ...		$(\alpha * 2) + 1 \neq 2$

Path Condition

- Formula over symbols referring to input values.
- Encodes history of computation, i.e. cumulative restrictions implied from all the branching points walked-through up to the current point of execution.
- Initially set to **true**.

Observation

- The path condition may become unsatisfiable.
- If so, there are no input values that would make the program execute that way.

Example 1

```
1 if (A == B)       $A = \alpha, B = \beta$ 
2   then
3     if (A == B)
4       then ...    $\alpha = \beta$ 
5     else ...      $\alpha = \beta \wedge \alpha \neq \beta$  is UNSAT
6   else ...        $\alpha \neq \beta$ 
```

Example 2

% – operation modulo

```
1 A=A%2            $A = \alpha\%2$ 
2 if (A == 3) then ...    $\alpha\%2 = 3$  is UNSAT
3   else ...            $\alpha\%2 \neq 3$ 
```

Observation

- All possible executions of program may be represented by a tree structure – **Symbolic Execution Tree**.
- The tree is obtained by unfolding/unwinding the control flow graph of the program.

Symbolic Execution Tree

- Node of the tree encodes program location, symbolic representation of variables, and a concrete path condition.

location	symbolic valuation	path condition
#12	$A = \alpha + 2, B = \alpha + \beta - 2$	$\alpha = 2 * \beta - 1$

- An edge in the tree corresponds to a symbolic execution of a program instruction on a given location.
- Branching point is reflected as branching in the tree and causes updates of path conditions in individual branches.

Example of Symbolic Execution Tree

Program

```
1 input A,B
2 if (B<0) then
3   return 0
4 else
5   while (B > 0)
6     { B=B-1
7       A=A+B
8     }
9 return A
```

Draw Yourself.

Properties of Symbolic Tree Execution

- No nodes are merged, even if they are the same (the structure is a tree).
- A single program location may be contained in (infinitely) many nodes of the tree.
- Tree may contain infinite paths.

Path Explosion Problem

- The number of branches in the symbolic execution tree may be large for non-trivial programs.
- The number of paths may grow exponentially with the number of branching points visited.

Analysis of the Tree

- Breadth-first strategy, the tree may be infinite.

Deduced Program Properties

- Identification of feasible and unfeasible paths.
- Proof of reachability of a given program location.
- Error detection (division by zero, out-of-array access, assertion violation, etc.).

Synthesis of Test Input Data

- If the formula encoded as a path condition is satisfiable for a symbolic run, the model of the formula gives concrete input values that make the program to follow the symbolic run.
- Excellent for synthesis of tests that increase code coverage.

Principle

- 1 Generate random input values (encode some random path).
- 2 Perform a walk through the Symbolic Execution Tree with the random input values and record the path condition.
- 3 Generate a new path condition from the recorded one by negating one of the restrictions related to a single branching point.
- 4 Find input values satisfying the new path condition.
- 5 Repeat from number 2 until desired coverage is reached.

Practical Notes

- Heuristics for selection of branching point to be negated.
- Augmentation of the code to enable path condition recording.

Undecidability

- Using complex arithmetic operations on unbounded domains implies general undecidability of the formula satisfaction problem.
- Symbolic Execution Tree is infinite (due to unwinding of cycles with unbound number of iterations).

Computational Complexity

- Path explosion problem.
- Efficiency of algorithms for formula satisfiability on finite domains.

Known Limits

- Symbolic operations on non-numerical variables.
- Not clear how to deal with dynamic data structures.
- Symbolic evaluation of calls to external functions.

Tools for SAT Solving

Satisfiability Problem – SAT

- Is to decide if there exists a valuation of Boolean variables of propositional logic formula that makes the formula hold true (be valid).

SAT Problem Properties

- Famous NP-complete problem.
- Polynomial algorithm is unlikely to exist.
- Still there are existing SAT solvers that are very efficient and due to a plethora of heuristics can solve surprisingly large instances of the problem.

ZZZ aka **Z3**

- Developed by Microsoft Research.
- SAT and SMT Solver.
- WWW interface — <http://www.rise4fun.com/Z3>
- Standardised binary API for use within other verification tools.

Decide using Z3

- Is formula $(a \vee \neg b) \wedge (\neg a \vee b)$ satisfiable?

Reformulate into language of Z3

$$(a \vee \neg b) \wedge (\neg a \vee b)$$

- ```
(declare-const a Bool)
(declare-const b Bool)
(assert (and (or a (not b)) (or (not a) b)))
(check-sat)
(get-model)
```

## Answer of Z3

- ```
sat
(model
  (define-fun b () Bool
    false)
  (define-fun a () Bool
    false)
)
```

Satisfiability Modulo Theory – SMT

- Is to decide satisfiability of first order logic with predicates and function symbols that encode one or more selected theories.
- Typically used theories
 - Arithmetic of integer and floating point numbers.
 - Theories of data structures (lists, arrays, bit-vectors, ...).

Other view (Wikipedia)

- SMT can be thought of as a form of the constraint satisfaction problem and thus a certain formalised approach to constraint programming.

Solve using Z3

<http://rise4fun.com/Z3/tutorial/guide>

- Are there two integer non-zero numbers x and y such that $y=x*(x-y)$?

```
(declare-const y Int)
(declare-const x Int)
(assert (= y (* x (- x y))))
(assert (not (= y 0)))
(check-sat)
(get-model)
```

- Are there two integer non-zero numbers x and y such that $y=x*(x-(y*y))$?

```
(declare-const y Int)
(declare-const x Int)
(assert (= y (* x (- x (* y y)))))
(assert (not (= x 0)))
(check-sat)
```

Observation

- A formula is valid if and only if its negation is not satisfiable.

Consequence

- SAT and SMT solvers can be used as theorem provers to show validity of some theorems.

Model Synthesis

- SAT solvers not only decide satisfiability of formulae but in positive case also give concrete valuation of variables for which the formula is valid.
- Unlike general theorem provers they provide a counterexample in case the theorem to be proved is invalid (negation is satisfiable).

Concolic Testing

Problem

- Efficient undecidability of path feasibility.
- In practice, unknown result often means unsatisfiability (no witness found).
- However, skipping paths that we only think are unfeasible, may result in undetected errors.
- On the other hand, executing unfeasible path may report unreal errors.

Partial Solution

- Let us use concrete and symbolic values at the same time in order to support decisions that are practically undecidable by a SAT or SMT solver.
- Heuristics.
- An interesting case (correct): UNKNOWN \implies SAT
- **Concrete and Symbolic Testing = Concolic Testing**

Hypothetical demo of concolic testing

Program

```
1 input A,B
2 if (A==(B*B)%30) then
3   ERROR
4 else
5   return A
```

Concolic Testing

- 1 A=22, B=7 (random values), test executed, no errors found.
- 2 $(22==(7*7)\%30)$ is *False*, path condition: $\alpha \neq (\beta * \beta)\%30$
- 3 Synthesis of input data from negation of path condition:
 $\alpha = (\beta * \beta)\%30 - \text{UNKNOWN}$
- 4 Employ concrete values: $\alpha = (7 * 7)\%30 - \text{SAT}$, $\alpha = 19$
- 5 A=19, B=7
- 6 Test detected error location on program line 3.

SAGE Tool

Systematic Testing for Security: Whitebox Fuzzing

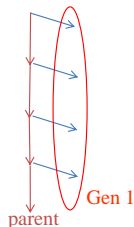
Patrice Godefroid
Michael Y. Levin and David Molnar

<http://research.microsoft.com/projects/atg/>

Microsoft Research

Whitebox Fuzzing (SAGE tool)

- Start with a well-formed input (not random)
- Combine with a **generational** search (not DFS)
 - Negate 1-by-1 **each** constraint in a path constraint
 - Generate **many** children for each parent run
 - Challenge **all** the layers of the application sooner
 - Leverage expensive symbolic execution
- Search spaces are **huge**, the search is **partial**... yet **effective** at finding bugs !



Example: Dynamic Test Generation

```
void top(char input[4])
{
    int cnt = 0;
    if (input[0] == 'b') cnt++;
    if (input[1] == 'a') cnt++;
    if (input[2] == 'd') cnt++;
    if (input[3] == '!') cnt++;
    if (cnt > 3) crash();
}

input = "good"
```

Dynamic Test Generation

```
void top(char input[4])  
{  
    int cnt = 0;  
    if (input[0] == 'b') cnt++;  
    if (input[1] == 'a') cnt++;  
    if (input[2] == 'd') cnt++;  
    if (input[3] == '!') cnt++;  
    if (cnt > 3) crash();  
}
```

`input = "good"`

Path constraint:

`I0 != 'b'`

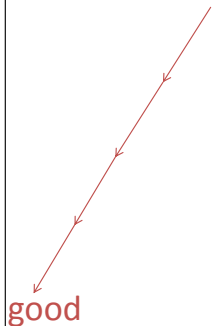
`I1 != 'a'`

`I2 != 'd'`

`I3 != '!'`

Negate a condition in path constraint
Solve new constraint → new input

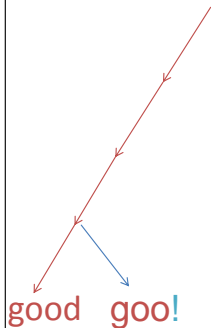
Depth-First Search



```
input = "good"
```

```
void top(char input[4])  
{  
    int cnt = 0;  
    if (input[0] == 'b') cnt++; I0 != 'b'  
    if (input[1] == 'a') cnt++; I1 != 'a'  
    if (input[2] == 'd') cnt++; I2 != 'd'  
    if (input[3] == '!') cnt++; I3 != '!'  
    if (cnt > 3) crash();  
}
```


Depth-First Search

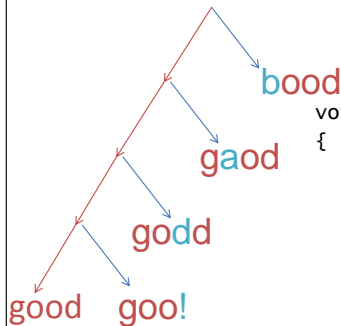


```

void top(char input[4])
{
    int cnt = 0;
    if (input[0] == 'b') cnt++;  $I_0 \neq \text{'b'}$ 
    if (input[1] == 'a') cnt++;  $I_1 \neq \text{'a'}$ 
    if (input[2] == 'd') cnt++;  $I_2 \neq \text{'d'}$ 
    if (input[3] == '!') cnt++;  $I_3 = \text{'!'}$ 
    if (cnt > 3) crash();
}

```

Generational Search



Four "Generation 1"
test cases !

```
void top(char input[4])
```

```
{
```

```
int cnt = 0;
```

```
if (input[0] == 'b') cnt++;  $I_0 == \text{'b'}$ 
```

```
if (input[1] == 'a') cnt++;  $I_1 == \text{'a'}$ 
```

```
if (input[2] == 'd') cnt++;  $I_2 == \text{'d'}$ 
```

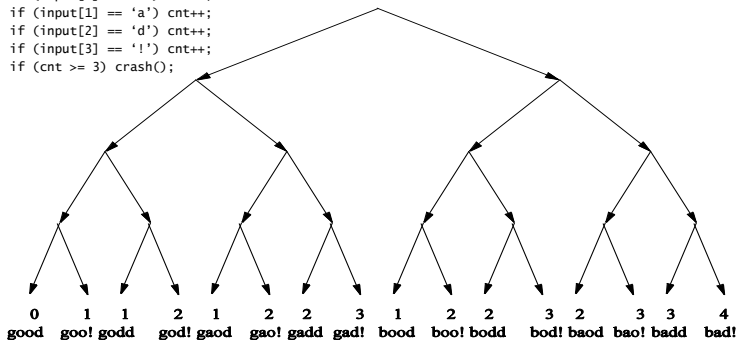
```
if (input[3] == '!') cnt++;  $I_3 == \text{'!'}$ 
```

```
if (cnt > 3) crash();
```

```
}
```

The Search Space

```
void top(char input[4])
{
  int cnt = 0;
  if (input[0] == 'b') cnt++;
  if (input[1] == 'a') cnt++;
  if (input[2] == 'd') cnt++;
  if (input[3] == '!') cnt++;
  if (cnt >= 3) crash();
}
```



Zero to Crash in 10 Generations

- Starting with 100 zero bytes ...
- SAGE generates a crashing test for Media1 parser:

```
00000000h: 00 00 00 00 00 00 00 00 00 00 00 00 00 00 00 00 ; .....  
00000010h: 00 00 00 00 00 00 00 00 00 00 00 00 00 00 00 00 ; .....  
00000020h: 00 00 00 00 00 00 00 00 00 00 00 00 00 00 00 00 ; .....  
00000030h: 00 00 00 00 00 00 00 00 00 00 00 00 00 00 00 00 ; .....  
00000040h: 00 00 00 00 00 00 00 00 00 00 00 00 00 00 00 00 ; .....  
00000050h: 00 00 00 00 00 00 00 00 00 00 00 00 00 00 00 00 ; .....  
00000060h: 00 00 00 00 ; ....
```

Generation 0 – seed file

Zero to Crash in 10 Generations

- Starting with 100 zero bytes ...
- SAGE generates a crashing test for Media1 parser:

```
00000000h: 52 49 46 46 00 00 00 00 00 00 00 00 00 00 00 00 ; RIFF.....
00000010h: 00 00 00 00 00 00 00 00 00 00 00 00 00 00 00 00 ; .....
00000020h: 00 00 00 00 00 00 00 00 00 00 00 00 00 00 00 00 ; .....
00000030h: 00 00 00 00 00 00 00 00 00 00 00 00 00 00 00 00 ; .....
00000040h: 00 00 00 00 00 00 00 00 00 00 00 00 00 00 00 00 ; .....
00000050h: 00 00 00 00 00 00 00 00 00 00 00 00 00 00 00 00 ; .....
00000060h: 00 00 00 00 ; ....
```

Generation 1

Zero to Crash in 10 Generations

- Starting with 100 zero bytes ...
- SAGE generates a crashing test for Media1 parser:

```
00000000h: 52 49 46 46 00 00 00 00 ** ** ** 20 00 00 00 00 ; RIFF... *** .....
00000010h: 00 00 00 00 00 00 00 00 00 00 00 00 00 00 00 ; .....
00000020h: 00 00 00 00 00 00 00 00 00 00 00 00 00 00 00 ; .....
00000030h: 00 00 00 00 00 00 00 00 00 00 00 00 00 00 00 ; .....
00000040h: 00 00 00 00 00 00 00 00 00 00 00 00 00 00 00 ; .....
00000050h: 00 00 00 00 00 00 00 00 00 00 00 00 00 00 00 ; .....
00000060h: 00 00 00 00 ; .....
```

Generation 2

Zero to Crash in 10 Generations

- Starting with 100 zero bytes ...
- SAGE generates a crashing test for Media1 parser:

```
00000000h: 52 49 46 46 3D 00 00 00 ** ** ** 20 00 00 00 00 ; RIFF[0]...*** ....
00000010h: 00 00 00 00 00 00 00 00 00 00 00 00 00 00 00 ; .....
00000020h: 00 00 00 00 00 00 00 00 00 00 00 00 00 00 00 ; .....
00000030h: 00 00 00 00 00 00 00 00 00 00 00 00 00 00 00 ; .....
00000040h: 00 00 00 00 00 00 00 00 00 00 00 00 00 00 00 ; .....
00000050h: 00 00 00 00 00 00 00 00 00 00 00 00 00 00 00 ; .....
00000060h: 00 00 00 00 ; ....
```

Generation 3

Zero to Crash in 10 Generations

- Starting with 100 zero bytes ...
- SAGE generates a crashing test for Media1 parser:

```
00000000h: 52 49 46 46 3D 00 00 00 ** ** ** 20 00 00 00 00 ; RIFF=...*** ....
00000010h: 00 00 00 00 00 00 00 00 00 00 00 00 00 00 00 ; .....
00000020h: 00 00 00 00 00 00 00 00 00 00 00 00 00 00 00 ; .....
00000030h: 00 00 00 00 73 74 72 68 00 00 00 00 00 00 00 ; ...strl.....
00000040h: 00 00 00 00 00 00 00 00 00 00 00 00 00 00 00 ; .....
00000050h: 00 00 00 00 00 00 00 00 00 00 00 00 00 00 00 ; .....
00000060h: 00 00 00 00 ; ....
```

Generation 4

Zero to Crash in 10 Generations

- Starting with 100 zero bytes ...
- SAGE generates a crashing test for Media1 parser:

```
00000000h: 52 49 46 46 3D 00 00 00 ** ** ** 20 00 00 00 00 ; RIFF=...*** ....
00000010h: 00 00 00 00 00 00 00 00 00 00 00 00 00 00 00 ; .....
00000020h: 00 00 00 00 00 00 00 00 00 00 00 00 00 00 00 ; .....
00000030h: 00 00 00 00 73 74 72 68 00 00 00 00 76 69 64 73 ; ...strh...vids
00000040h: 00 00 00 00 00 00 00 00 00 00 00 00 00 00 00 ; .....
00000050h: 00 00 00 00 00 00 00 00 00 00 00 00 00 00 00 ; .....
00000060h: 00 00 00 00 ; ....
```

Generation 5

Zero to Crash in 10 Generations

- Starting with 100 zero bytes ...
- SAGE generates a crashing test for Media1 parser:

```
00000000h: 52 49 46 46 3D 00 00 00 ** ** ** 20 00 00 00 00 ; RIFF=...*** ....
00000010h: 00 00 00 00 00 00 00 00 00 00 00 00 00 00 00 ; .....
00000020h: 00 00 00 00 00 00 00 00 00 00 00 00 00 00 00 ; .....
00000030h: 00 00 00 00 73 74 72 68 00 00 00 00 76 69 64 73 ; ...strh...vids
00000040h: 00 00 00 00 73 74 72 66 00 00 00 00 00 00 00 00 ; ...stri.....
00000050h: 00 00 00 00 00 00 00 00 00 00 00 00 00 00 00 00 ; .....
00000060h: 00 00 00 00 ; ....
```

Generation 6

Zero to Crash in 10 Generations

- Starting with 100 zero bytes ...
- SAGE generates a crashing test for Media1 parser:

```
00000000h: 52 49 46 46 3D 00 00 00 ** ** ** 20 00 00 00 00 ; RIFF=...*** ....
00000010h: 00 00 00 00 00 00 00 00 00 00 00 00 00 00 00 ; .....
00000020h: 00 00 00 00 00 00 00 00 00 00 00 00 00 00 00 ; .....
00000030h: 00 00 00 00 73 74 72 68 00 00 00 00 76 69 64 73 ; ...strh...vids
00000040h: 00 00 00 00 73 74 72 66 00 00 00 00 28 00 00 00 ; ...strf...()...
00000050h: 00 00 00 00 00 00 00 00 00 00 00 00 00 00 00 ; .....
00000060h: 00 00 00 00 ; ....
```

Generation 7

Zero to Crash in 10 Generations

- Starting with 100 zero bytes ...
- SAGE generates a crashing test for Media1 parser:

```
00000000h: 52 49 46 46 3D 00 00 00 ** ** ** 20 00 00 00 00 ; RIFF=...*** ....
00000010h: 00 00 00 00 00 00 00 00 00 00 00 00 00 00 00 ; .....
00000020h: 00 00 00 00 00 00 00 00 00 00 00 00 00 00 00 ; .....
00000030h: 00 00 00 00 73 74 72 68 00 00 00 00 76 69 64 73 ; ...strh...vids
00000040h: 00 00 00 00 73 74 72 66 00 00 00 00 28 00 00 00 ; ...strf...( ...
00000050h: 00 00 00 00 00 00 00 00 00 00 00 00 00 00 C9 9D E4 4E ; .....E&N
00000060h: 00 00 00 00 ; .....
```

Generation 8

Zero to Crash in 10 Generations

- Starting with 100 zero bytes ...
- SAGE generates a crashing test for Media1 parser:

```
00000000h: 52 49 46 46 3D 00 00 00 ** ** ** 20 00 00 00 00 ; RIFF=...*** ....
00000010h: 00 00 00 00 00 00 00 00 00 00 00 00 00 00 00 ; .....
00000020h: 00 00 00 00 00 00 00 00 00 00 00 00 00 00 00 ; .....
00000030h: 00 00 00 00 73 74 72 68 00 00 00 00 76 69 64 73 ; ...strh...vids
00000040h: 00 00 00 00 73 74 72 66 00 00 00 00 28 00 00 00 ; ...strf...(...
00000050h: 00 00 00 00 00 00 00 00 00 00 00 00 00 01 00 00 ; .....
00000060h: 00 00 00 00 ; ....
```

Generation 9

Zero to Crash in 10 Generations

- Starting with 100 zero bytes ...
- SAGE generates a crashing test for Media1 parser:

```
00000000h: 52 49 46 46 3D 00 00 00 ** ** ** 20 00 00 00 00 ; RIFF=...*** ....
00000010h: 00 00 00 00 00 00 00 00 00 00 00 00 00 00 00 ; .....
00000020h: 00 00 00 00 00 00 00 00 00 00 00 00 00 00 00 ; .....
00000030h: 00 00 00 00 73 74 72 68 00 00 00 00 76 69 64 73 ; ...strh...vids
00000040h: 00 00 00 00 73 74 72 66 B2 75 76 3A 28 00 00 00 ; ...strf^uv:(...
00000050h: 00 00 00 00 00 00 00 00 00 00 00 00 01 00 00 00 ; .....
00000060h: 00 00 00 00 ; ....
```

Generation 10 – crash bucket 1212954973!

Initial Experiences with SAGE

- Since 1st internal release in April'07: tens of new security bugs found
- Apps: image processors, media players, file decoders,... Confidential !
- Bugs: Write A/Vs, Read A/Vs, Crashes,... Confidential !
- Many bugs found triaged as “security critical, severity 1, priority 1”

Homework

- Follow Klee tutorials 1 and 2
(<http://klee.github.io/klee/Tutorials.html>)
- Solve The wolf, goat and cabbage problem with Klee
- Solve <http://pex4fun.com/>