

PV211: Introduction to Information Retrieval

<https://www.fi.muni.cz/~sojka/PV211>

IIR 8: Evaluation & Result Summaries Handout version

Petr Sojka, Martin Liška, Hinrich Schütze et al.

Faculty of Informatics, Masaryk University, Brno
Center for Information and Language Processing, University of Munich

2023-03-15

(compiled on 2023-03-15 11:53)

Overview

- 1 Introduction
- 2 Unranked evaluation
- 3 Ranked evaluation
- 4 Benchmarks
- 5 Result summaries

Take-away today

- Introduction to evaluation: Measures of an IR system
- Evaluation of unranked and ranked retrieval
- Evaluation benchmarks
- Result summaries

Evaluation

How well does an IR system work?

Přibližný počet výsledků: 108 000 000 (0,00002 s)

Při poskytování služeb nám pomáhají soubory cookie. Používáním našich služeb vyjadřujete souhlas s naším používáním souborů cookie.

OK

[Další informace](#)

Rihanna – Wikipedie

cs.wikipedia.org/wiki/Rihanna ▾

Rihanna /ˈriːɑːnɑː/, narozena jako Robyn **Rihanna** Fenty (* 20. února 1988, Saint Michael, Barbados) je barbadoská zpěvačka, která je ve své tvorbě ...

[Biografie](#) - [Hudební kariéra](#) - [Turné](#) - [Diskografie](#)

Rihanna - Osobnosti.cz

www.osobnosti.cz/rihanna.php ▾

Rihanna, narozena jako Robyn **Rihanna** Fenty je barbadoská zpěvačka, která je ve své tvorbě ovlivněna styly R&B, reggae, dancehall a dance. Nahrává u ...

[Životopis](#) - [Tapety \(185\)](#) - [LOUD Tour 2011](#) - [All Of The Lights](#)

Rihanna Fenty - Super.cz

www.super.cz/celebrity/rihanna-fenty/ ▾

Počet položek: 5+ - Bulvární status: Známa provokatérka se už dávno ...

Největší sígr Hollywoodu už bručí v base: Porušil podmínku, kterou dostal za ...

Rihanna má v Česku dvojnici! Začínající zpěvačka jako by z oka vypadla ...

Rihanna (rihanna) on Twitter

<https://twitter.com/rihanna> ▾ [Přeložit tuto stránku](#)

The latest from **Rihanna (@rihanna)** · WHAT NOW on VEVO! CLICK here to WATCH ...



Measures for a search engine

- How fast does it index
 - e.g., number of bytes per hour
- How fast does it search
 - e.g., latency as a function of queries per second
- What is the cost per query?
 - in dollars

Measures for a search engine

- All of the preceding criteria are **measurable**: we can quantify speed / size / money
- However, the key measure for a search engine is **user happiness**.
- What is user happiness?
- Factors include:
 - Speed of response
 - Size of index
 - Uncluttered UI
 - Most important: **relevance**
 - (actually, maybe even more important: it's free)
- Note that none of these is sufficient: blindingly fast, but useless answers won't make a user happy.
- **How can we quantify user happiness?**

Who is the user?

- Who is the user we are trying to make happy?
- Web search engine: searcher. Success: Searcher finds what she was looking for. Measure: rate of return to this search engine
- Web search engine: advertiser. Success: Searcher clicks on ad. Measure: clickthrough rate
- E-commerce: buyer. Success: Buyer buys something. Measures: time to purchase, fraction of “conversions” of searchers to buyers
- E-commerce: seller. Success: Seller sells something. Measure: profit per item sold
- Enterprise: CEO. Success: Employees are more productive (because of effective search). Measure: profit of the company

Most common definition of user happiness: Relevance

- User happiness is equated with the relevance of search results to the query.
- But how do you measure relevance?
- Standard methodology in information retrieval consists of three elements.
 - A benchmark document collection
 - A benchmark suite of queries
 - An assessment of the relevance of each query-document pair

Relevance: query vs. information need

- Relevance to **what?**
- First take: relevance to the query
- “Relevance to the query” is very problematic.
- **Information need i** : “I am looking for information on whether drinking red wine is more effective at reducing your risk of heart attacks than white wine.”
- This is an information need, not a query.
- **Query q** : [red wine white wine heart attack]
- Consider document d' : *At the heart of his speech was an attack on the wine industry lobby for downplaying the role of red and white wine in drunk driving.*
- d' is an excellent match for query q . . .
- d' is **not** relevant to the information need i .

Relevance: query vs. information need

- User happiness can only be measured by relevance to an information need, not by relevance to queries.
- Our terminology is sloppy in these slides and in IIR: we talk about query-document relevance judgments even though we mean information-need-document relevance judgments.

Precision and recall

- Precision (P) is the fraction of retrieved documents that are relevant

$$\text{Precision} = \frac{\#(\text{relevant items retrieved})}{\#(\text{retrieved items})} = P(\text{relevant}|\text{retrieved})$$

- Recall (R) is the fraction of relevant documents that are retrieved

$$\text{Recall} = \frac{\#(\text{relevant items retrieved})}{\#(\text{relevant items})} = P(\text{retrieved}|\text{relevant})$$

Precision and recall

	Relevant	Nonrelevant
Retrieved	true positives (TP)	false positives (FP)
Not retrieved	false negatives (FN)	true negatives (TN)

$$P = TP / (TP + FP)$$

$$R = TP / (TP + FN)$$

Precision/recall tradeoff

- You can increase recall by returning more docs.
- Recall is a non-decreasing function of the number of docs retrieved.
- A system that returns all docs has 100% recall!
- The converse is also true (usually): It's easy to get high precision for very low recall.
- Suppose the document with the largest score is relevant. How can we maximize precision?

A combined measure: F

- F allows us to trade off precision against recall.
-

$$F = \frac{1}{\alpha \frac{1}{P} + (1 - \alpha) \frac{1}{R}} = \frac{(\beta^2 + 1)PR}{\beta^2 P + R} \quad \text{where} \quad \beta^2 = \frac{1 - \alpha}{\alpha}$$

- $\alpha \in [0, 1]$ and thus $\beta^2 \in [0, \infty]$
- Most frequently used: **balanced F** with $\beta = 1$ or $\alpha = 0.5$
 - This is the **harmonic mean** of P and R : $\frac{1}{F} = \frac{1}{2}(\frac{1}{P} + \frac{1}{R})$
- What value range of β weights recall higher than precision?

Example for precision, recall, F1

	relevant	not relevant	
retrieved	20	40	60
not retrieved	60	1,000,000	1,000,060
	80	1,000,040	1,000,120

- $P = 20 / (20 + 40) = 1/3$
- $R = 20 / (20 + 60) = 1/4$
- $F_1 = 2 \frac{1}{\frac{1}{3} + \frac{1}{4}} = 2/7$

Accuracy

- Why do we use complex measures like precision, recall, and F ?
- Why not something simple like accuracy?
- Accuracy is the fraction of decisions (relevant/nonrelevant) that are correct.
- In terms of the contingency table above,
accuracy = $(TP + TN)/(TP + FP + FN + TN)$.
- Why is accuracy not a useful measure for web information retrieval?

Exercise

- Compute precision, recall and F_1 for this result set:

	relevant	not relevant
retrieved	18	2
not retrieved	82	1,000,000,000

- The snoogle search engine below always returns 0 results (“0 matching results found”), regardless of the query. Why does snoogle demonstrate that accuracy is not a useful measure in IR?

The logo for snoogle.com, featuring the word 'snoogle.com' in a stylized, multi-colored font (blue, orange, and red) on a light green background.

Search for:

0 matching results found.

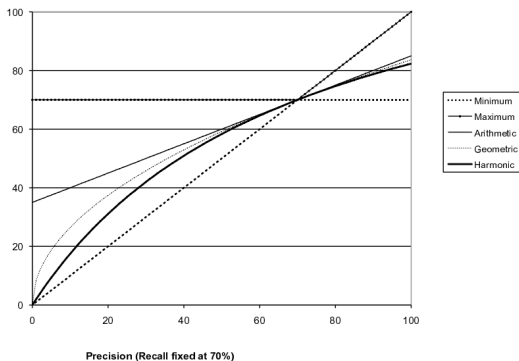
Why accuracy is a useless measure in IR

- Simple trick to maximize accuracy in IR: always say no and return nothing
- You then get 99.99% accuracy on most queries.
- Searchers on the web (and in IR in general) **want to find something** and have a certain tolerance for junk.
- It's better to return some bad hits as long as you return something.
- → We use precision, recall, and F for evaluation, not accuracy.

F: Why harmonic mean?

- Why don't we use a different mean of P and R as a measure?
 - e.g., the arithmetic mean
- The simple (arithmetic) mean is 50% for “return-everything” search engine, which is too high.
- Desideratum: Punish really bad performance on either precision or recall.
- Taking the minimum achieves this.
- But minimum is not smooth and hard to weight.
- F (harmonic mean) is a kind of smooth minimum.

F_1 and other averages



- We can view the harmonic mean as a kind of soft minimum

Difficulties in using precision, recall and F

- We need relevance judgments for information-need-document pairs – but they are expensive to produce.
- For alternatives to using precision/recall and having to produce relevance judgments – see end of this lecture.

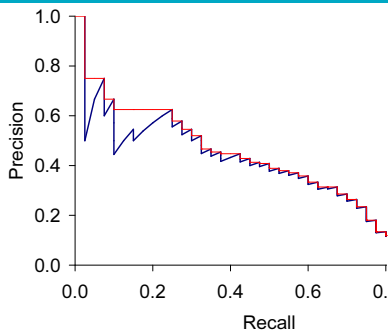
Mean Average Precision

- $\text{MAP}(Q) = \frac{1}{|Q|} \sum_{j=1}^{|Q|} \frac{1}{m_j} \sum_{k=1}^{m_j} \text{Precision}(R_{jk})$
- For one query it is the area under the uninterpolated precision-recall curve,
- and so the MAP is roughly the *average* area under the precision-recall curve for a set of queries.

Precision-recall curve

- Precision/recall/F are measures for **unranked sets**.
- We can easily turn set measures into measures of **ranked lists**.
- Just compute the set measure for each “prefix”: the top 1 (P@1), top 2, top 3, top 4, etc., results
- Doing this for precision and recall gives you a **precision-recall curve**.

A precision-recall curve



- Each point corresponds to a result for the top k ranked hits ($k = 1, 2, 3, 4, \dots$).
- **Interpolation (in red): Take maximum of all future points**
- Rationale for interpolation: The user is willing to look at more stuff if both precision and recall get better.
- **Questions?**

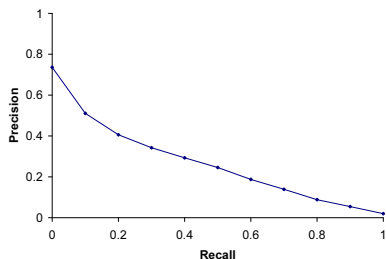
11-point interpolated average precision

Recall	Interpolated Precision
0.0	1.00
0.1	0.67
0.2	0.63
0.3	0.55
0.4	0.45
0.5	0.41
0.6	0.36
0.7	0.29
0.8	0.13
0.9	0.10
1.0	0.08

11-point average: \approx
0.425

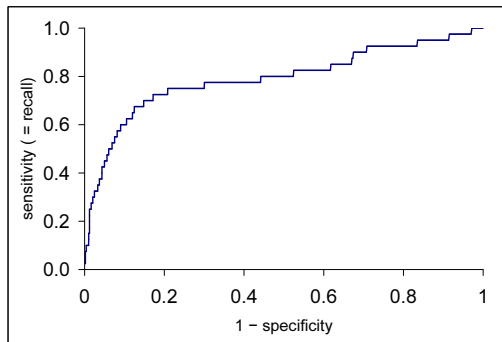
How can precision
at 0.0 be > 0 ?

Averaged 11-point precision/recall graph



- Compute interpolated precision at recall levels 0.0, 0.1, 0.2, ...
- Do this for each of the queries in the evaluation benchmark
- Average over queries
- This measure measures performance **at all recall levels**.
- The curve is typical of performance levels at TREC.
- Note that performance is not very good!

ROC curve



- Similar to precision-recall graph
- But we are only interested in the small area in the lower left corner.
- Precision-recall graph “blows up” this area.

Variance of measures like precision/recall

- For a test collection, it is usual that a system does badly on some information needs (e.g., $P = 0.2$ at $R = 0.1$) and really well on others (e.g., $P = 0.95$ at $R = 0.1$).
- Indeed, it is usually the case that the **variance of the same system across queries** is much **greater than the variance of different systems on the same query**.
- That is, there are easy information needs and hard ones.

What we need for a benchmark

- A collection of documents
 - Documents must be representative of the documents we expect to see in reality.
- A collection of information needs
 - ... which we will often incorrectly refer to as queries
 - Information needs must be representative of the information needs we expect to see in reality.
- Human relevance assessments
 - We need to hire/pay “judges” or assessors to do this.
 - Expensive, time-consuming
 - Judges must be representative of the users we expect to see in reality.

First standard relevance benchmark: Cranfield

- Pioneering: first testbed allowing precise quantitative measures of information retrieval effectiveness
- Late 1950s, UK
- 1398 abstracts of aerodynamics journal articles, a set of 225 queries, exhaustive relevance judgments of all query-document-pairs
- Too small, too untypical for serious IR evaluation today

Second-generation relevance benchmark: TREC

- TREC = Text Retrieval Conference (TREC)
- Organized by the U.S. National Institute of Standards and Technology (NIST)
- TREC is actually a set of several different relevance benchmarks.
- Best known: TREC Ad Hoc, used for first 8 TREC evaluations between 1992 and 1999
- 1.89 million documents, mainly newswire articles, 450 information needs
- No exhaustive relevance judgments – too expensive
- Rather, NIST assessors' relevance judgments are available only for the documents that were among the top k returned for some system which was entered in the TREC evaluation for which the information need was developed.

Standard relevance benchmarks: Others

- GOV2
 - Another TREC/NIST collection
 - 25 million web pages
 - Used to be largest collection that is easily available
 - But still 3 orders of magnitude smaller than what Google/Yahoo/MSN index
- NTCIR: East Asian language and cross-language information retrieval
- CLEF: Cross Language Evaluation Forum: This evaluation series has concentrated on European languages and cross-language information retrieval.
- Many others

Example of more recent benchmark: ClueWeb datasets

Clueweb09:

- 1 billion web pages, 25 terabytes (compressed: 5 terabyte) collected during January/February 2009
- crawl of pages in 10 languages
- Unique URLs: 4,780,950,903 (325 GB uncompressed, 105 GB compressed)
- Total Outlinks: 7,944,351,835 (71 GB uncompressed, 24 GB compressed)

Clueweb12:

- 733,019,372 docs, 27.3 TB (5.54 TB compressed)

Indexed in Sketch Engine, cf. LREC 2012 paper.

Validity of relevance assessments



- Relevance assessments are only usable if they are **consistent**.
- If they are not consistent, then there is no “truth” and experiments are not repeatable.
- How can we measure this consistency or agreement among judges?
- → Kappa measure

Kappa measure

- Kappa is measure of how much judges agree or disagree.
- Designed for categorical judgments
- Corrects for chance agreement
- $P(A)$ = proportion of time judges agree
- $P(E)$ = what agreement would we get by chance

-

$$\kappa = \frac{P(A) - P(E)}{1 - P(E)}$$

- $\kappa = ?$ for (i) chance agreement (ii) total agreement

Kappa measure (2)

- Values of κ in the interval $[2/3, 1.0]$ are seen as acceptable.
- With smaller values: need to redesign relevance assessment methodology used, etc.

Calculating the kappa statistic

		Judge 2 Relevance		
		Yes	No	Total
Judge 1 Relevance	Yes	300	20	320
	No	10	70	80
	Total	310	90	400

Observed proportion of the times the judges agreed

$$P(A) = (300 + 70)/400 = 370/400 = 0.925$$

Pooled marginals

$$P(\text{nonrelevant}) = (80 + 90)/(400 + 400) = 170/800 = 0.2125$$

$$P(\text{relevant}) = (320 + 310)/(400 + 400) = 630/800 = 0.7878$$

Probability that the two judges agreed by chance $P(E) =$

$$P(\text{nonrelevant})^2 + P(\text{relevant})^2 = 0.2125^2 + 0.7878^2 = 0.665$$

Kappa statistic $\kappa = (P(A) - P(E))/(1 - P(E)) =$

$$(0.925 - 0.665)/(1 - 0.665) = 0.776 \text{ (still in acceptable range)}$$

Interjudge agreement at TREC

information need	number of docs judged	disagreements
51	211	6
62	400	157
67	400	68
95	400	110
127	400	106

Impact of interjudge disagreement

- Judges disagree a lot. Does that mean that the results of information retrieval experiments are meaningless?
- No.
- Large impact on absolute performance numbers
- Virtually no impact on ranking of systems
- Supposes we want to know if algorithm A is better than algorithm B.
- An information retrieval experiment will give us a reliable answer to this question. . .
- . . . even if there is a lot of disagreement between judges.

Evaluation at large search engines

- Recall is difficult to measure on the web
- Search engines often use precision at top k , e.g., $k = 10 \dots$
- \dots or use measures that reward you more for getting rank 1 right than for getting rank 10 right.
- Search engines also use non-relevance-based measures.
 - Example 1: clickthrough on first result
 - Not very reliable if you look at a single clickthrough (you may realize after clicking that the summary was misleading and the document is nonrelevant)...
 - \dots but pretty reliable in the aggregate.
 - Example 2: Ongoing studies of user behavior in the lab – recall last lecture
 - Example 3: A/B testing

A/B testing

- Purpose: Test a single innovation
- Prerequisite: You have a large search engine up and running.
- Have most users use old system
- Divert a small proportion of traffic (e.g., 1%) to the new system that includes the innovation
- Evaluate with an “automatic” measure like clickthrough on first result
- Now we can directly see if the innovation does improve user happiness.
- Probably the evaluation methodology that large search engines trust most
- Variant: Give users the option to switch to new algorithm/interface

Critique of pure relevance

- We've defined relevance for an isolated query-document pair.
- Alternative definition: marginal relevance
- The **marginal relevance** of a document at position k in the result list is the additional information it contributes over and above the information that was contained in documents $d_1 \dots d_{k-1}$.
- Exercise
 - Why is marginal relevance a more realistic measure of user happiness?
 - Give an example where a non-marginal measure like precision or recall is a misleading measure of user happiness, but marginal relevance is a good measure.
 - In a practical application, what is the difficulty of using marginal measures instead of non-marginal measures?

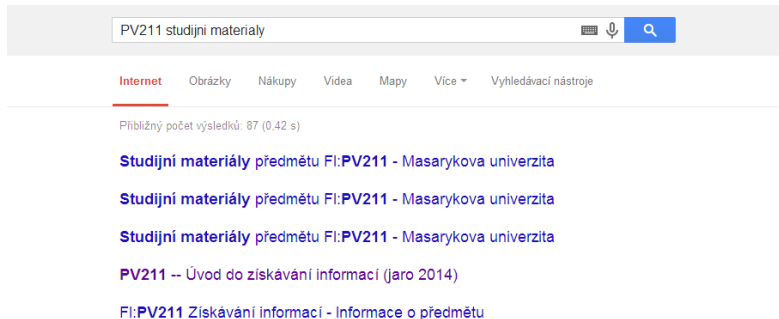
Yet another metrics to be used in IR evaluation

There are many other evaluation measures in IR.

- DCG, nDCG: Discounted cumulative gain, normalized Discounted cumulative gain
- ROC: Receiver operating characteristic or
- Bref: Bpref computes a preference relation of whether judged relevant documents are retrieved ahead of judged irrelevant documents. Thus, it is based on the relative ranks of judged documents only.

Most metrics are implemented and documented in our glorious pv211-utils and their use is supported by tutorials (still under preparation in the develop branch).



How do we present results to the user?



The screenshot shows a search engine interface. At the top, a search bar contains the text "PV211 studijni materialy". To the right of the search bar are icons for keyboard search, voice search, and a magnifying glass. Below the search bar, there are navigation tabs: "Internet" (highlighted with a red underline), "Obrázky", "Nákupy", "Videa", "Mapy", "Více", and "Vyhledávací nástroje". Below the tabs, the text "Přibližný počet výsledků: 87 (0,42 s)" is displayed. The search results are listed below, each starting with a blue link:

- [Studijní materiály předmětu FI:PV211 - Masarykova univerzita](#)
- [Studijní materiály předmětu FI:PV211 - Masarykova univerzita](#)
- [Studijní materiály předmětu FI:PV211 - Masarykova univerzita](#)
- [PV211 -- Úvod do získávání informací \(jaro 2014\)](#)
- [FI:PV211 Získávání informací - Informace o předmětu](#)

How do we present results to the user?

[Internet](#) [Obrázky](#) [Nákupy](#) [Videa](#) [Mapy](#) [Více ▾](#) [Vyhledávací nástroje](#)

Přibližný počet výsledků: 87 (0,42 s)

Studijní materiály předmětu FI:PV211 - Masarykova univerzita
[https://is.muni.cz/el/1433/jaro2014/PV211/ ▾](https://is.muni.cz/el/1433/jaro2014/PV211/)
Studijní materiály předmětu FI:PV211 /PV211/ Popis: FI:PV211 Úvod do získávání informací (Introduction to Information Retrieval), jaro 2014, 5. 6. 2013. Číst smí:.

Studijní materiály předmětu FI:PV211 - Masarykova univerzita
[https://is.muni.cz/el/1433/jaro2013/PV211/ ▾](https://is.muni.cz/el/1433/jaro2013/PV211/)
Studijní materiály předmětu FI:PV211 /PV211/ Popis: FI:PV211 Introduction to Information Retrieval (Introduction to Information Retrieval), jaro 2013, 18. 1. 2014.

Studijní materiály předmětu FI:PV211 - Masarykova univerzita
[https://is.muni.cz/el/1433/jaro2009/PV211/ ▾](https://is.muni.cz/el/1433/jaro2009/PV211/)
Studijní materiály předmětu FI:PV211 /PV211/ Popis: FI:PV211 Introduction to Information Retrieval (Introduction to Information Retrieval), jaro 2009, 30. 3. 2008.

PV211 -- Úvod do získávání informací (jaro 2014)
[www.fi.muni.cz/~sojka/PV211/ ▾](http://www.fi.muni.cz/~sojka/PV211/)
Support of lecture PV211 given by Petr Sojka at FI MU, Brno, CZ. ... materiálů kurzu PV211. 27. 1.: Založený studijní materiály předmětu s trailerem kurzu. 26. 1.

How do we present results to the user?

- Most often: as a list – aka “10 blue links”
- How should each document in the list be described?
- This description is crucial.
- The user often can identify good hits (= relevant hits) based on the description.
- No need to actually view any document

Doc description in result list

- Most commonly: doc title, url, some metadata ...
- ... and a summary
- How do we “compute” the summary?

Summaries

- Two basic kinds: (i) static (ii) dynamic
- A **static summary** of a document is always the same, regardless of the query that was issued by the user.
- **Dynamic summaries** are **query-dependent**. They attempt to explain why the document was retrieved for the query at hand.

Static summaries

- In typical systems, the static summary is a subset of the document.
- Simplest heuristic: the first 50 or so words of the document
- More sophisticated: extract from each document a set of “key” sentences
 - Simple NLP heuristics to score each sentence
 - Summary is made up of top-scoring sentences.
 - Machine learning approach: see IIR 13
- Most sophisticated: complex NLP to synthesize/generate a summary
 - For most IR applications: not quite ready for prime time yet

Dynamic summaries

- Present one or more “windows” or **snippets** within the document that contain several of the query terms.
- Prefer snippets in which query terms occurred as a phrase
- Prefer snippets in which query terms occurred jointly in a small window
- The summary that is computed this way gives the entire content of the window – all terms, not just the query terms.

Google dynamic summaries for [vegetarian diet running]

[No Meat Athlete | Vegetarian Running and Fitness](#)

www.nomeatathlete.com/ ▼

Vegetarian Running and Fitness. ... (Oh, and did I mention Rich did it all on a plant-based **diet**?) In this episode of No Meat Athlete Radio, Doug and I had the ...
[Vegetarian Recipes for Athletes](#) - [Vegetarian Shirts](#) - [How to Run Long](#) - [About](#)

[Running on a vegetarian diet – Top tips | Freedom2Train Blog](#)

www.freedom2train.com/blog/?p=4 ▼

Nov 8, 2012 – In this article we look to tackle the issues faced by long distance runners on a **vegetarian diet**. By its very nature, a **vegetarian diet** can lead to ...

[HowStuffWorks "5 Nutrition Tips for Vegetarian Runners"](#)

www.howstuffworks.com/.../running/.../5-nutrition-tips-for-vegetarian-r... ▼

Even without meat, you can get enough fuel to keep on **running**. Stockbyte/Thinkstock
... Unfortunately, a **vegetarian diet** is not a panacea for runners. It could, for ...

[Nutrition Guide for Vegetarian and Vegan Runners - The Running Bug](#)

therunningbug.co.uk/.../nutrition-guide-for-vegetarian-and-vegan-runne... ▼

Feb 28, 2012 – The **Running Bug**'s guide to nutrition for vegetarian and vegan ...
different types of **vegetarian diet** ranging from lacto-ovo-vegetarians who eat ...

[Vegetarian Runner](#)

www.vegetarianrunner.com/ ▼

Vegetarian Runner - A resource center for vegetarianism and **running** and how to make sure you have proper nutrition as an athlete with a **vegetarian diet**.

- Good example that snippet selection is non-trivial.
- Criteria: occurrence of keywords, density of keywords, coherence of snippet, number of different snippets in summary, good cutting points, etc.

A dynamic summary

Query: [new guinea economic development]

Snippets (in bold) that were extracted from a document: ... ***In recent years, Papua New Guinea has faced severe economic difficulties and*** economic growth has slowed, partly as a result of weak governance and civil war, and partly as a result of external factors such as the Bougainville civil war which led to the closure in 1989 of the Panguna mine (at that time the most important foreign exchange earner and contributor to Government finances), the Asian financial crisis, a decline in the prices of gold and copper, and a fall in the production of oil. ***PNG's economic development record over the past few years is evidence that*** governance issues underly many of the country's problems. Good governance, which may be defined as the transparent and accountable management of human, natural, economic and financial resources for the purposes of equitable and sustainable development, flows from proper public sector management, efficient fiscal and accounting mechanisms, and a willingness to make service delivery a priority in practice. ...

Generating dynamic summaries

- Where do we get these other terms in the snippet from?
- We cannot construct a dynamic summary from the positional inverted index – at least not efficiently.
- We need to cache documents.
- The positional index tells us: query term occurs at position 4378 in the document.
- Byte offset or word offset?
- Note that the cached copy can be outdated
- Don't cache very long documents – just cache a short prefix

Dynamic summaries

- Real estate on the search result page is limited → snippets must be short ...
- ... but snippets must be long enough to be meaningful.
- Snippets should communicate whether and how the document answers the query.
- Ideally: linguistically well-formed snippets
- Ideally: the snippet should answer the query, so we don't have to look at the document.
- Dynamic summaries are a big part of user happiness because ...
 - ... we can quickly scan them to find the relevant document we then click on.
 - ... in many cases, we don't have to click at all and save time.

Resources

- Chapter 8 of IIR
- Resources at <https://www.fi.muni.cz/~sojka/PV211/> and <http://cislmu.org>, materials in MU IS and FI MU library
 - The TREC home page – TREC had a huge impact on information retrieval evaluation.
 - Originator of F -measure: Keith van Rijsbergen
 - More on A/B testing
 - Too much A/B testing at Google?
 - Tombros & Sanderson 1998: one of the first papers on dynamic summaries
 - Google VP of Engineering on search quality evaluation at Google
 - ClueWeb12 and other datasets available in Sketch Engine