

active learning spaces.

insights, applications & solutions





**every
space is
a learning
space.**

Educators prepare students for their future, but it’s often difficult to imagine what the future will be like in a world of constant change.

The changes converging on campus are extraordinary. There’s a **new generation** of students, Gen Y, with different experiences and expectations than their boomer parents. They’re savvy and comfortable with technology, and typically carry an array of technology with them. They’re also very demanding of their education, being fully aware of the global economy and the competition it represents.

Rapidly **changing technology** continually offers new approaches to learning and instruction. From digitized content to interactive technologies, education often defines the cutting-edge use of technology.

At the same time, **multiple pedagogies** are being employed at every level of education. Many instructors are embracing a more active—and interactive—style of instruction, engaging with students, leveraging technology and exploring more varied educational approaches.

These changes present a challenge to successfully teaching 21st century skills in inadequate facilities. With enrollments on the rise and budgets holding steady or declining, it’s more important than ever to make every space an active learning space. Properly designed and furnished, every space can take advantage of the opportunities represented by continual change.

We’ve arranged this book around the various learning spaces available on campus: classrooms, computer labs, libraries, lounge areas, cafés, faculty offices and administrative offices.

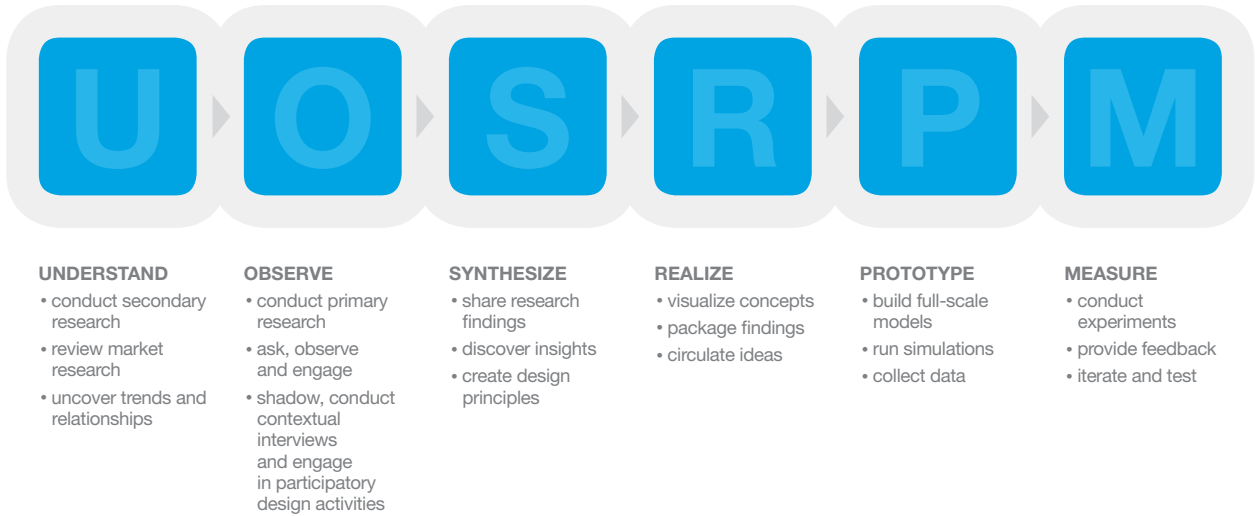
Each section includes a quick overview of the issues regarding the space, considerations for designing better spaces and signature applications. Quotes from our research, stories from actual users and detailed product pages are also included. It’s a survey course, if you will, in how to plan learning spaces for a changing educational landscape.

Rampant change across campuses presents a challenge: successfully teaching 21st century skills in inadequate facilities.

The changes in education today are a challenge Steelcase has studied for years, employing a unique, human-centered design research process. Recently, for example, we completed an in-depth study at a number of universities across North America, including public, private and community colleges. We are also engaged in various studies with schools at all levels, from kindergarten

through postsecondary, observing educators at work and testing design principles, product ideas and applications. We’re going to school practically every day, listening and learning, working with teachers, students and administrators to create new, innovative, active learning spaces.

STEELCASE HUMAN-CENTERED DESIGN RESEARCH PROCESS



classroom: the case for change.

what we observed

The majority of classrooms in use today were built for traditional, “chalk-n-talk” pedagogies and passive learners, not for today’s active learning approaches.

Inflexible layouts and furniture with limited mobility hamper interaction among students, instructors and content.

Technology access is highly variable from classroom to classroom and often poorly integrated.

Instructors and students cannot easily leverage technology—either built-in or portable—to support problem-based pedagogies and hands-on learning.

Many schools are reconsidering how space, technology and pedagogies can be better integrated for a greater impact on teaching and learning.

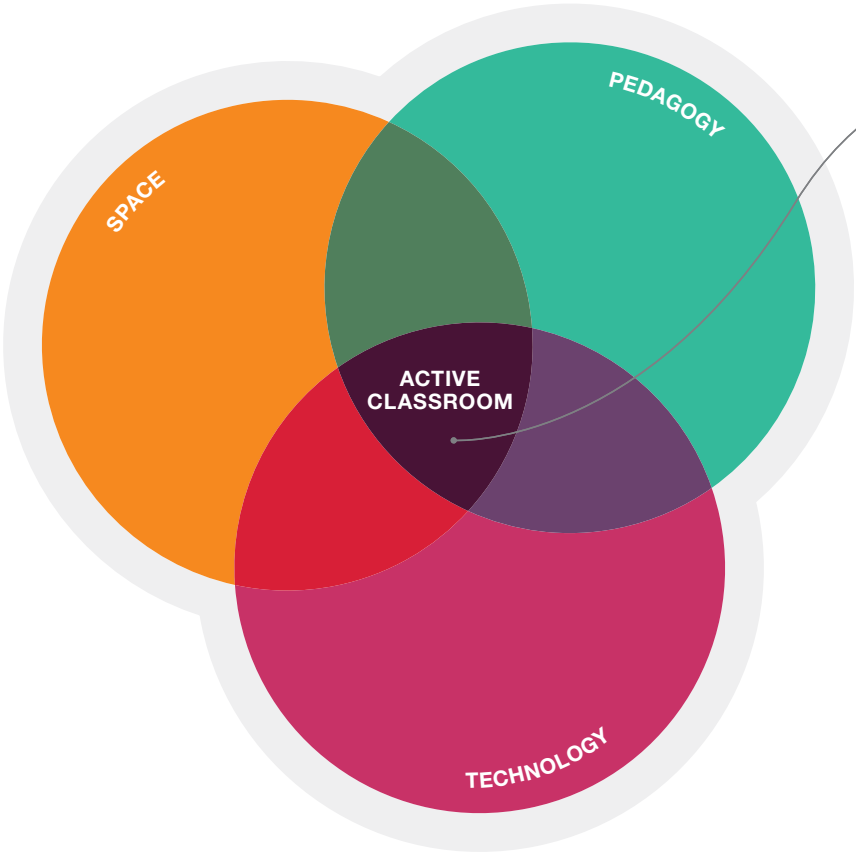


a new classroom paradigm.

No learning space is more in need of fresh design thinking than the classroom. Given its pivotal role, architects, designers and educators are reconsidering a new classroom paradigm where technology and the physical space are integrated to support pedagogy and create a more active and engaging experience for instructors and students.

Our research shows that this new classroom approach can be successfully implemented in facilities of any age, from refurbished rooms in old buildings to renovated spaces, as well as in new construction. **The problem has been that pedagogy, technology and space have not been considered equally in classroom planning.**

For example, the allure of technology has overwhelmed pedagogy and space in many computer lab classrooms: rows of computers on fixed work-surfaces force each student to face a computer screen. It's a modern-day version of the traditional lecture-style classroom and offers little support for collaboration, teamwork and interactive learning.



Or consider a classroom developed primarily around the building orientation, windows and natural light. A welcoming space, perhaps, but viewing a whiteboard, a projection or computer screen in such a brightly lit space is all but impossible.

The default classroom design—a rectangular box filled with rows of desks facing the instructor and writing board—is ubiquitous. Administrators, faculty, architects and donors attended schools with classrooms just like this one. It's what they know. As a result, today's students and teachers suffer because these outmoded classrooms inadequately support the integration of the three key elements of a successful learning environment.

The classroom needs out-of-the-box thinking. Literally. Viewed through the lenses of pedagogy, technology and space, the new classroom transcends the box and becomes a much more effective learning environment.

Pedagogy, technology and space, when carefully considered and intentionally designed, can establish new protocols for advanced learning environment solutions.

Change begins with pedagogy. Teachers and teaching methods are diverse and evolving. Classes today employ lecture mode, group setups and individual work. From one class to the next, sometimes during the same class period, classroom needs change. Thus, the classroom should easily and quickly adapt to different teaching and learning preferences.

Technology needs careful integration. Students today are digital natives, comfortable using technology to display, share and present information. Vertical surfaces to display content, multiple projection surfaces and whiteboards in various configurations are all important classroom considerations.

Many faculty members are digital immigrants. This divide often causes concerns for faculty members who are untrained and uncomfortable when asked to develop instructional design protocols for truly engaging learners.

Space impacts learning. Nearly three-quarters of classes include class discussions and a quarter of all classes include group projects, and those percentages are continuing to grow. Interactive pedagogies require learning spaces where everyone can see the content, and see and interact with others. Every seat can, and should, be the best seat in the room.

More people are teaching than just the faculty. As more schools adopt constructivist teaching pedagogies, the “sage on the stage” is giving way to the “guide on the side.” The classroom needs to support instructors moving among teams to provide real-time feedback and direction and support students in peer-to-peer learning.

Pedagogy, technology and space, carefully considered and integrated, define the new classroom. When the space, furniture and technology can readily adapt to the pedagogies and learning preferences of each term, and the classroom effectively supports how instructors teach and students learn, classroom planners and designers will have made a significant contribution to the educational process.

what we heard.

“I bring a lot of stuff to class. And I use a lot of it—it’s not the old days, when we would just take notes in a notebook; it’s a multimedia and social experience. There aren’t a lot of classrooms that work for me.”

STUDENT

“We replaced typical cookbook experiments with guided inquiry exercises that encourage students to think and work as a group rather than follow recipes with predetermined results. These exercises develop skills that better prepare them for future work and give them the tools to help them retain knowledge long after the semester ends.”

PROFESSOR



Movement is key to active learning. When students can move about easily, they are more interactive, collaborative, comfortable and engaged in class. **node** seating reinvents the classroom chair, allowing easy movement between lecture-based and team-based modes, and providing a worksurface and storage wherever it goes.

tips for new classrooms.

These tips for planning and designing new classroom environments have been developed with the Steelcase Human-Centered Design Research Process, conducted at schools and colleges across the U.S. and Canada. They are intended to provide some guiding tenets to those who plan higher education spaces, assisting in the design of more interactive and flexible learning spaces.

PEDAGOGY

- 1 Design to support quick transitions among multiple teaching modes: lecture, team project, discussion, etc.—from passive to active engagement.
- 2 Design for peer-to-peer learning.
- 3 Allow freedom of movement for the instructor, enabling a “visit” with each group to offer quick assessment.

TECHNOLOGY

- 1 Design for sharing, leveraging both vertical and horizontal surfaces for display using projection and interactive surfaces.
- 2 Take advantage of new media, including personal and in-room technology, and offer equal access to both.
- 3 Allow for displayed information to be persistent over time.

SPACE

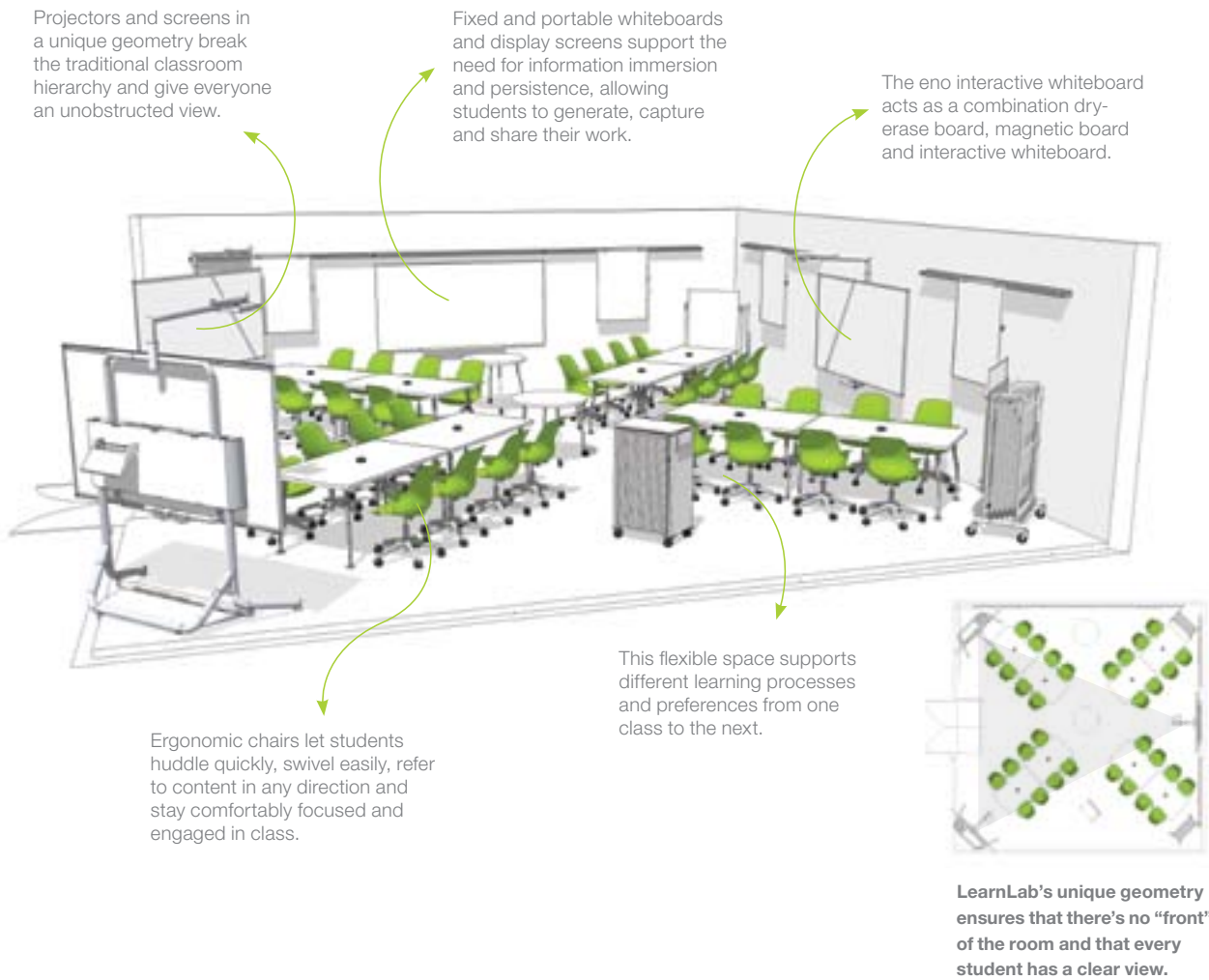
- 1 Design for visual and physical access, giving every student the best seat in the house and allowing the instructor and student access to each other.
- 2 Design for quick ownership change, so classrooms adapt to changing users and varying class requirements.
- 3 Design to support quick reconfiguration among multiple modes: from lecture to project work to discussion and test taking.

application ideas: classrooms.

These are classrooms outside the traditional box of rows of fixed tablet chairs and a lectern. Here you will find learning spaces that can easily morph from lecture mode to teamwork to group presentation and discussion, and back again. Every seat is the best seat. Access to content, students and instructors—available for all. Smart technology is integrated in smart ways so everyone can use it. These are classrooms that engage and inspire by putting control of the learning space in the hands of students and instructors.

LearnLab

LearnLab integrates furniture, technology, and worktools to support a variety of teaching methods and learning preferences. Multiple stages make it easy for both students and instructors to share content, and a unique X configuration gives everyone clear sight lines to digital and analog content. The LearnLab reclaims and redistributes the classroom real estate, providing democratic access for all.



featured products

node chair	97	Low Profile floor.....	129
eno interactive whiteboard	127	RoomWizard.....	126
eno one interactive whiteboard.....	127	Moby lectern	122
Huddleboard	125	Edge Series whiteboard	128

media:scape LearnLab



Combining innovative LearnLab design with unique media:scape technology creates the opportunity for three distinct modes of sharing of digital content: small team cocreation, group sharing and lecture and discussion with the entire class.

LearnLab provides multiple stages where instructors can engage with students.

media:scape integrates furniture and technology to let instructors and students share digital information quickly.

Small team breakouts occur at the table in the classroom, eliminating the need to move to another location.

Face-to-face seating encourages student engagement and team collaboration.



A media:scape LearnLab supports multiple learning styles and different teaching preferences, and offers unprecedented ease in sharing digital content.

featured products

media:scape	126	Huddleboard	125
cobi chair	95	RoomWizard	126
eno interactive whiteboard	127	Moby lectern	122
eno one interactive board	127	Edge Series whiteboard	128

node classroom configuration 1: large-group discussion mode



Keep students more engaged and help instructors conduct whole-class discussions with classroom furniture designed for active learning. node seating is key to this more flexible and comfortable learning environment.

node stool with Airtouch height-adjustable table makes an ideal instructor station.

Lightweight Huddleboards are ideal for small-group content creation and review. Hang on a workrail or easel for presentation to the class.

node's integrated personal worksurface is large enough for a laptop and textbook, plus paper for taking notes.

Swivel seat, storage base and casters are standard on node. Options include adjustable worksurface, cupholder and glides.



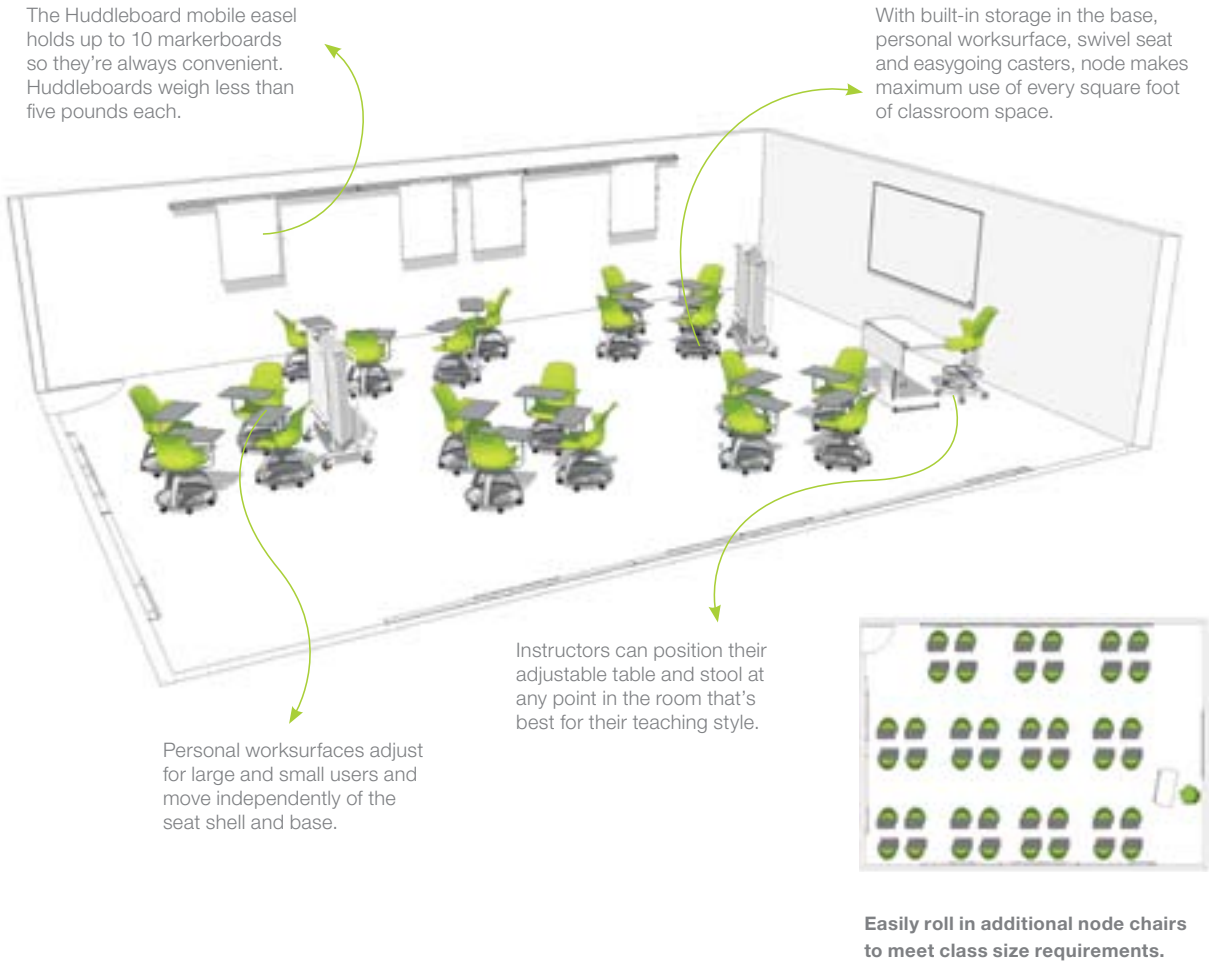
Double up rows to increase class size: node's swivel seat and mobile casters make it easy for students to have open sight lines to the instructor and other students.

featured products

node chair	97	Airtouch height-adjustable table	122
eno one interactive whiteboard	127	node stool	97
Huddleboard	125		

node classroom configuration 2: small group discussion mode

Switching from lecture mode to small group work and back again is easy with node seating. This classroom uses node chairs with casters and personal worksurfaces, portable Huddleboards and a height-adjustable instructor table (also on casters) for maximum flexibility.

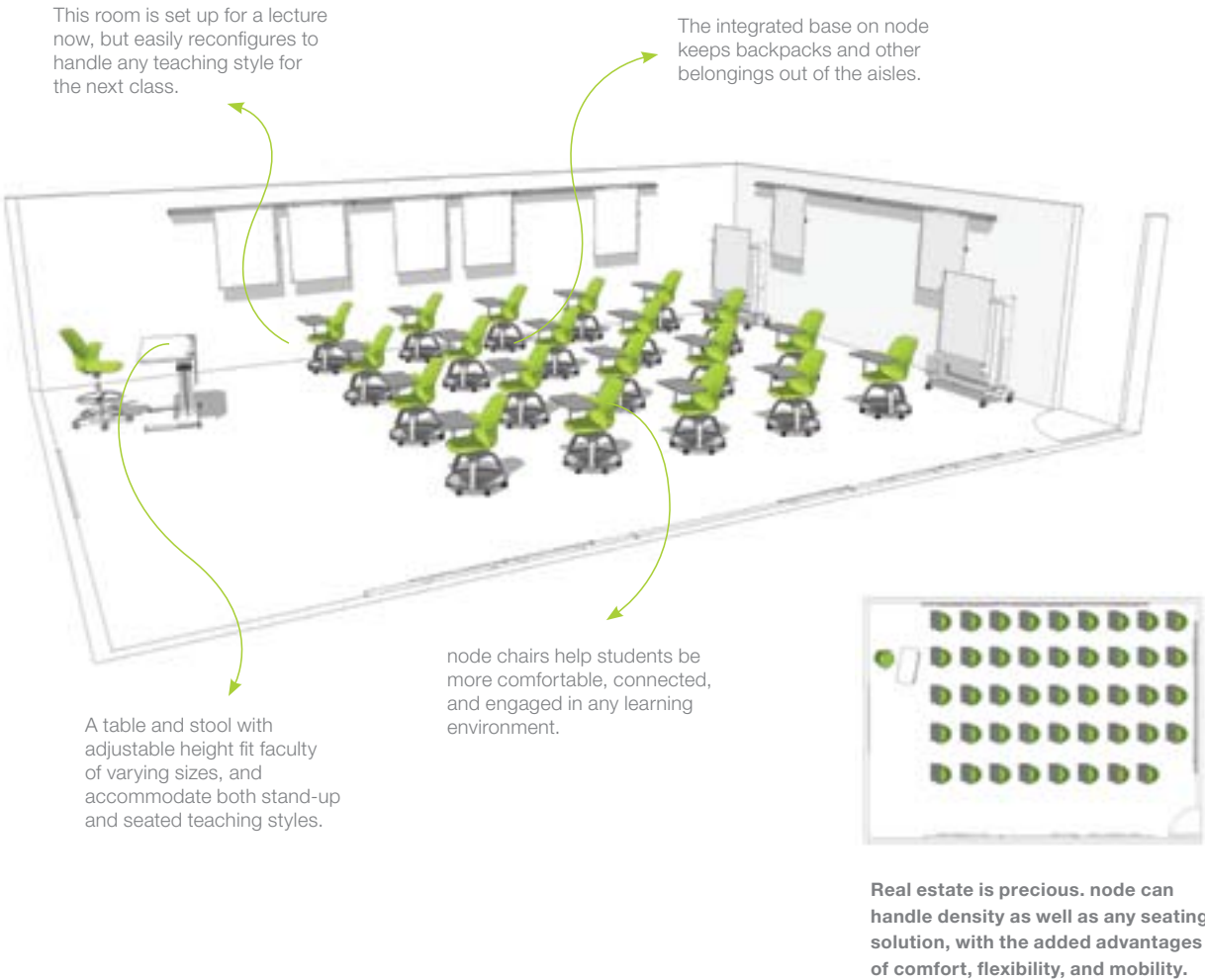


featured products

node chair	97	Airtouch height-adjustable table	122
eno one interactive whiteboard.....	127	node stool	97
Huddleboard	125		

node classroom configuration 3: lecture mode

When it's time for administering a test, presenting material via lecture, or supporting as many students in the room as possible, node readily handles a traditional classroom setup.

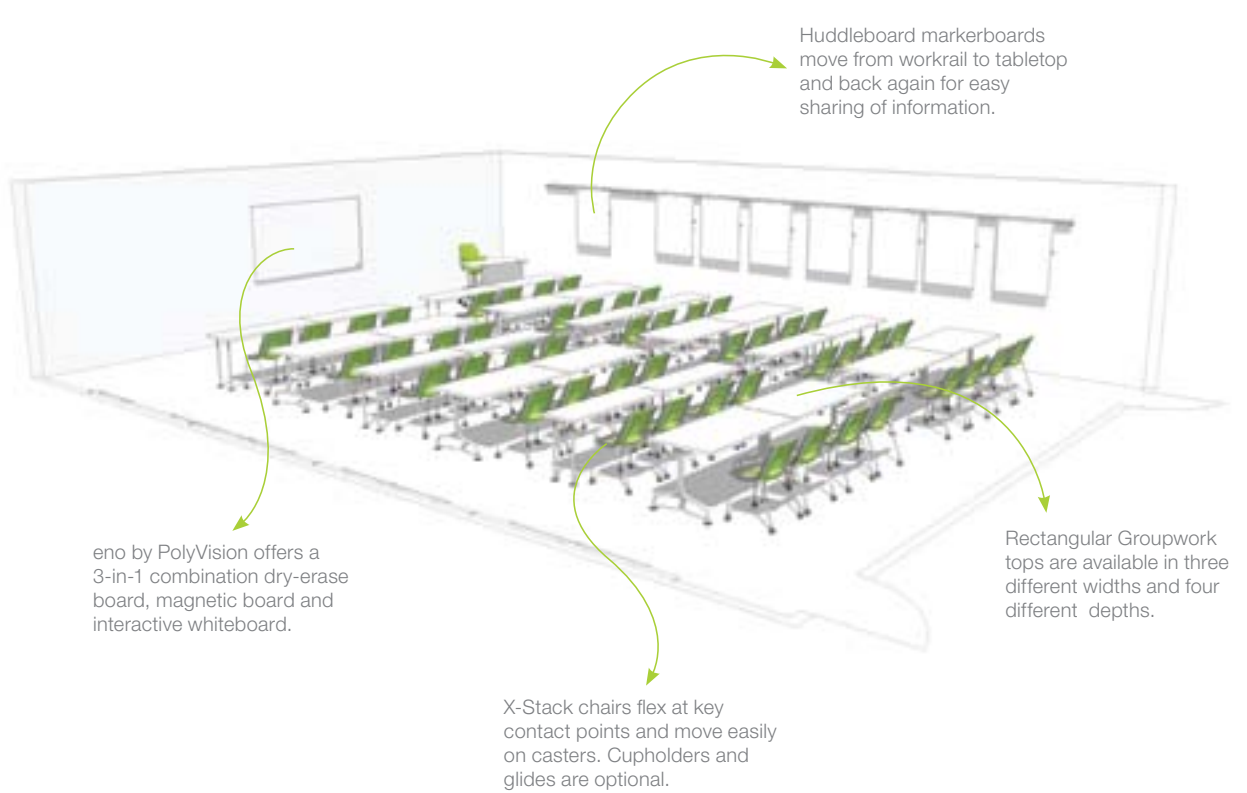


featured products

node chair	97	Airtouch height-adjustable table	122
eno one interactive whiteboard.....	127	node stool	97
Huddleboard	125		

thin-to-thick classroom

Here's a classroom that combines mobile, multipurpose tables of varying depths to support multiple learning modes. Students in rows 1, 3 and 5 have shallow tables and can turn around to collaborate at the deeper tables in rows 2, 4 and 6. If groups need to work separately, the tables roll easily to create separate teamwork areas.

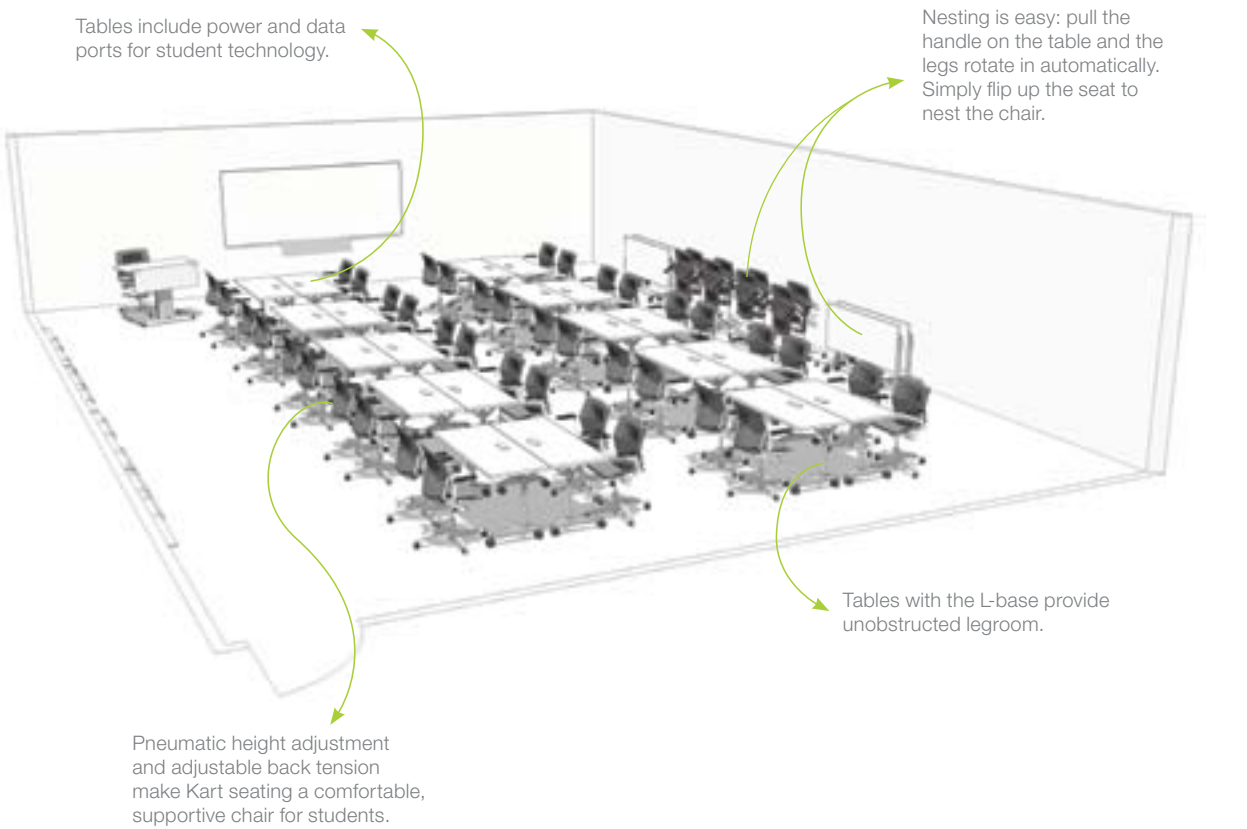


featured products

Groupwork table.....	117	Huddleboard	125
eno interactive whiteboard	127	Airtouch height-adjustable table	122
X-Stack chair.....	93	node stool	97

nesting classroom

A classroom that grows and shrinks, nests its furniture and supports a variety of learning modes in the same space.



featured products

Kart chair	96	Airtouch height-adjustable table	122
Akira table	113	Steelcase Premium Whiteboard	128



customer story.

CONDUCTED AT THE UNIVERSITY OF MICHIGAN, ANN ARBOR, MI

Inspired by our research findings and the input of instructors and students, Steelcase created node, a chair designed to support the many modes of learning and teaching. Every aspect of node’s design was focused on creating a chair for the active learning in today’s classroom.

node’s impact on the classroom experience was evaluated in pre- and post-installation studies at the University of Michigan. The two-month study was conducted in a nondedicated general-use classroom used for a variety of classes and by various instructors and students. Students and faculty praised the node chair for its comfort, storage and ease of movement, while faculty reported significant improvement in their ability to reach and engage students in an active learning environment.

It was node’s mobility and how it affects the classroom’s performance that made most instructors stand up and take notice. “The biggest thing was the mobility,” said Rachel Crisco, a French language and culture instructor at U-M. “I do a lot of group work, and I like to have them move around to work with different classmates. I also like the students to face each other for conversation, and the swiveling ability makes that easy to do,” said Crisco.

Where instructors were once isolated at the front, in a node classroom they moved easily and frequently among their students. And instead of being locked into the existing static configuration of their desks, students could now swivel or “scoot” to work in pairs or groups, often at a moment’s notice from their instructor.

Researchers also observed instructors taking the center of a circle of desks for some instruction sessions and then moving to become “guides on the side” during discussion and project work as students smoothly reconfigured from one segment of class activity to the next. Several instructors reported significant improvement in their ability to reach and engage students in an active learning environment.

Research showed that the node chair encouraged group activity and helped students focus better on course material.

What students and faculty said about how node affects the learning and classroom experience:

89%
improves concentration and focus

93%
improves group work

95%
improves overall classroom experience

99%
easy to move into different activities

What students and faculty said about how node affects their comfort in class:

88%
armrest provides enough support

96%
easy to get in and out

97%
like the look

99%
easy to use laptop
easy to adjust worksurface
enough horizontal worksurface

100%
more comfortable backrest
provides enough support

computer lab: ready for an upgrade.

what we observed

Gen Y students love technology. And while the trend of more laptops on campus is real, only about a third of students use laptops in the classroom. Why? Too little desk space, no power access, too much to carry around, instructors restrict use during class.

Computer labs are still a draw because students can access expensive, specialized software, and printing is often at reduced or free.

Most computer labs reflect a century-old classroom approach, with rows of small, fixed desks that create a cramped, uncomfortable environment for working independently. Computer labs aren't built to support the collaborative work of today's students.

In addition to computer labs, many schools are creating small computer pods and placing them in computer labs, libraries and other buildings throughout the campus.

computer spaces for technology *and* users.

Ever since desktop computers first arrived on campuses in the 1980s, colleges have offered dedicated computer spaces for students. Today, laptops are part of most students’ arsenal, smartphones pack the computing power of a laptop and wi-fi makes content available anywhere. So what’s the role of the computer lab today?

Students are drawn to computer labs for several reasons. College computers have program-specific software that’s often too expensive for students to buy for their own computers. Schools also offer quality printing that’s provided by school equipment for free or at a reduced cost to students.

Others reasons to go to the lab? They’re convenient to classrooms and the library; students need to access heavy-duty computing power (e.g., to run engineering rendering software); project files are stored on the school database (e.g., large video files, art projects, etc.); and students don’t always carry their laptops around, because they’re too heavy or cumbersome, or students just don’t use them in class.

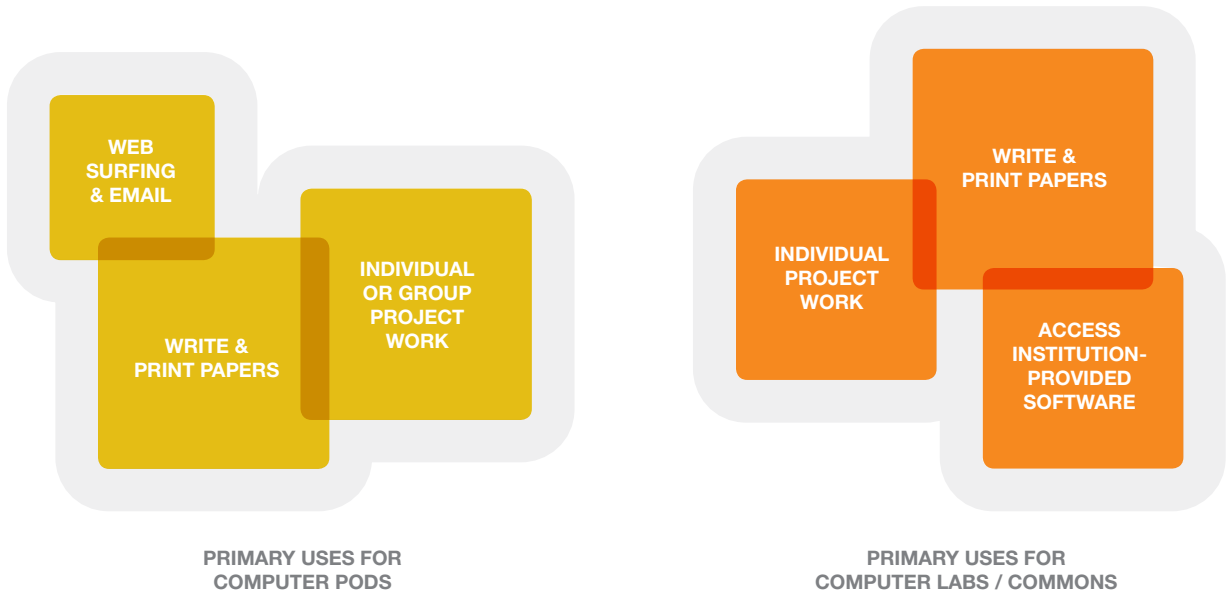
what we heard.

“I’m not a fan of computer labs that are just out in the open. I like to have computer labs that are defined specifically as computer labs, because I think that a computer lab is more of a workspace and less of a study space.”
STUDENT

Faculty and staff often use computer labs for training on new software related to course work or on institution-wide learning management systems (e.g., Moodle, Blackboard).

Steelcase research indicates that two types of computer spaces remain popular: computer labs for individual work by students, faculty and staff, and computer pods dispersed in different buildings and used for planned group work and impromptu individual tasks.

Both types of computer labs are calling for an upgrade, making them more effective learning spaces and more ergonomic and comfortable for the long stretches of work that take place there.




Computer pods. Computer kiosks at standing and seated heights are a common sight on campus, with students checking email, surfing the web or checking their online course sites. Yet many colleges are now finding that students also like using computers in small, seated-height stations that offer enough worksurface to spread out textbooks and notes and to work in groups when needed.

The added worksurface creates a collaborative space where two or three students can huddle together, see the computer screen and work on materials arranged before them.

Proximity is key to locating these pods. Locations in and around cafés, lobbies and entry spaces are typical because they are easily accessible for on-the-go users. Also, adding these pods to library floors designed for more social and collaborative learning activities creates spaces where students can work on the increasing number of group projects assigned to them. The use of large worksurfaces, privacy screens and monitor arms can make these pods even more effective.

Computer labs/commons. Computer labs are typically rectangular in shape and neutral in color, just like the computers they house. Rows of side-by-side, small desks hold the computers and little else. This approach simplifies furniture specification, layout and wiring and cabling but does little for the students who use the labs. They have to work elbow to elbow, with little privacy for what’s on their screens (a commonly articulated annoyance) and little if any worksurface for other materials, books, etc.

Why not make these spaces more effective for both individual and group work? First, consider the different users who work in computer labs and support their various work modes: waiting, quiet discussion and dedicated task work at the computer. Second, consider ways to allow users to be more active during computer work and thus improve their comfort and well-being.



The node chair with five-star base straddles table bases and rolls easily under and around a variety of tables and table heights, making it easy to pair with existing workspaces. The five-star chair is height-adjustable and utilizes the node seat shell, which was designed to provide comfort without upholstery, for durability and ease of cleaning.

tips for computer pods & labs.

Computer pods and labs are not places to warehouse computer equipment. They're workplaces for students, faculty and staff and should be furnished appropriately. Below are a few tips to consider when designing a computer lab that offers flexibility and comfort.

COMPUTER POD

- 1 Students work with technology, print materials and other students on group projects; plan pods with enough room for small groups and sufficient workspace.
- 2 Screens between adjacent pods provide privacy and define territory.
- 3 Pods provide the ability to transition between individual work and collaboration.
- 4 Power outlets support the need for portable technology, ideally at workspace height.
- 5 Computer pods are effective when located adjacent to other work areas such as library project workspaces and lounge/collaboration areas.

COMPUTER LAB / COMMONS

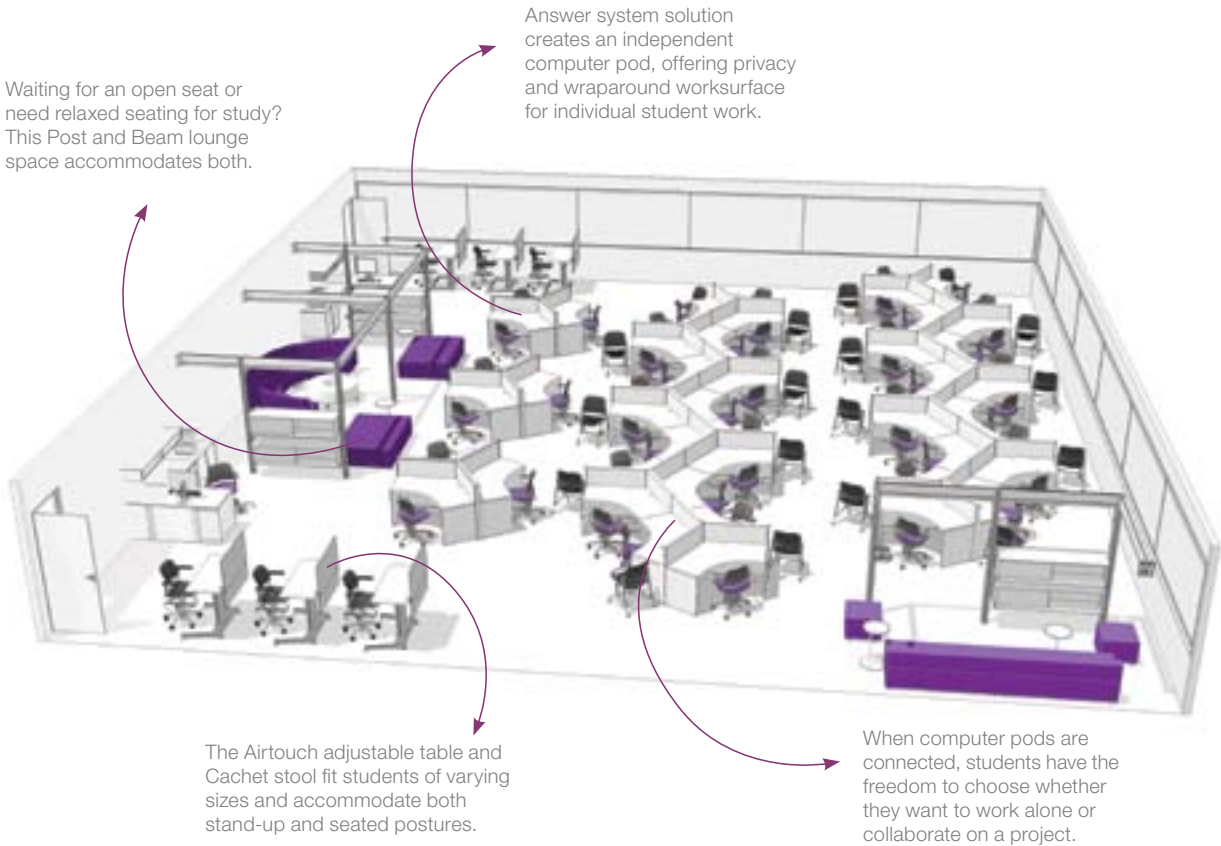
- 1 Basics include adequate legroom, comfortable seating for long work sessions and workspaces that hold more than just a keyboard and monitor.
- 2 Consider benching workspaces instead of freestanding desks; they use real estate efficiently, route wires and cables, and are simple to expand or contract.
- 3 Provide a means for users to keep their computer screens private (privacy screens, monitor arms).
- 4 Monitor arms free up workspace space and allow adjustment of computer screens for a diverse population.
- 5 Provide multiple power outlets for portable technology—phones, laptops, etc.—to help prevent students from unplugging other equipment to access power.

computer spaces large and small.

These space ideas are not simply for computer labs but also for computer user spaces. Computer pods can be located wherever student traffic dictates, and they help prove the concept that every space can be a learning space. Computer labs/common spaces provide support for a variety of work modes, from waiting and reading to small discussions and, of course, dedicated work sessions with computer equipment.

computer pods

Designed for both individual and collaborative computer work, computer pods let users expand the use of their space as necessary. Students can choose an individual work area or a space for team project work, or move easily between the two areas, as their work requires.

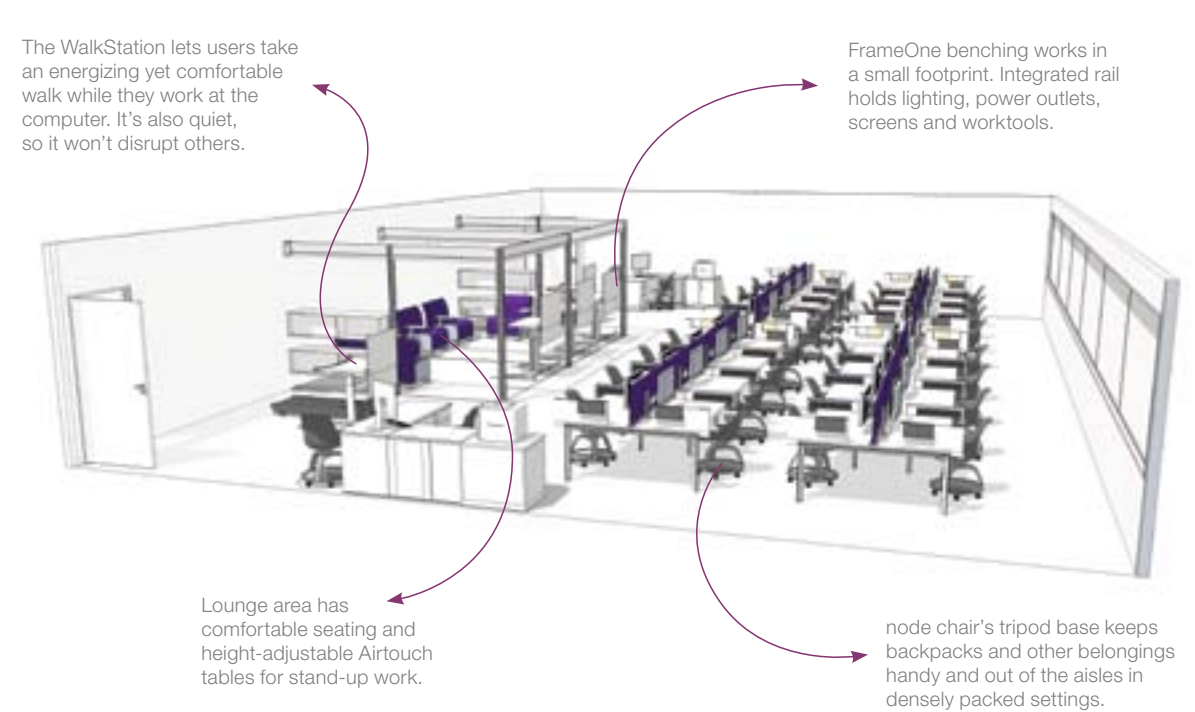


featured products

Cachet stool	94	Brayton Circa seating	102
Airtouch height-adjustable table	122	Answer system solution	
Await seating	110	Post and Beam	

computer lab / commons

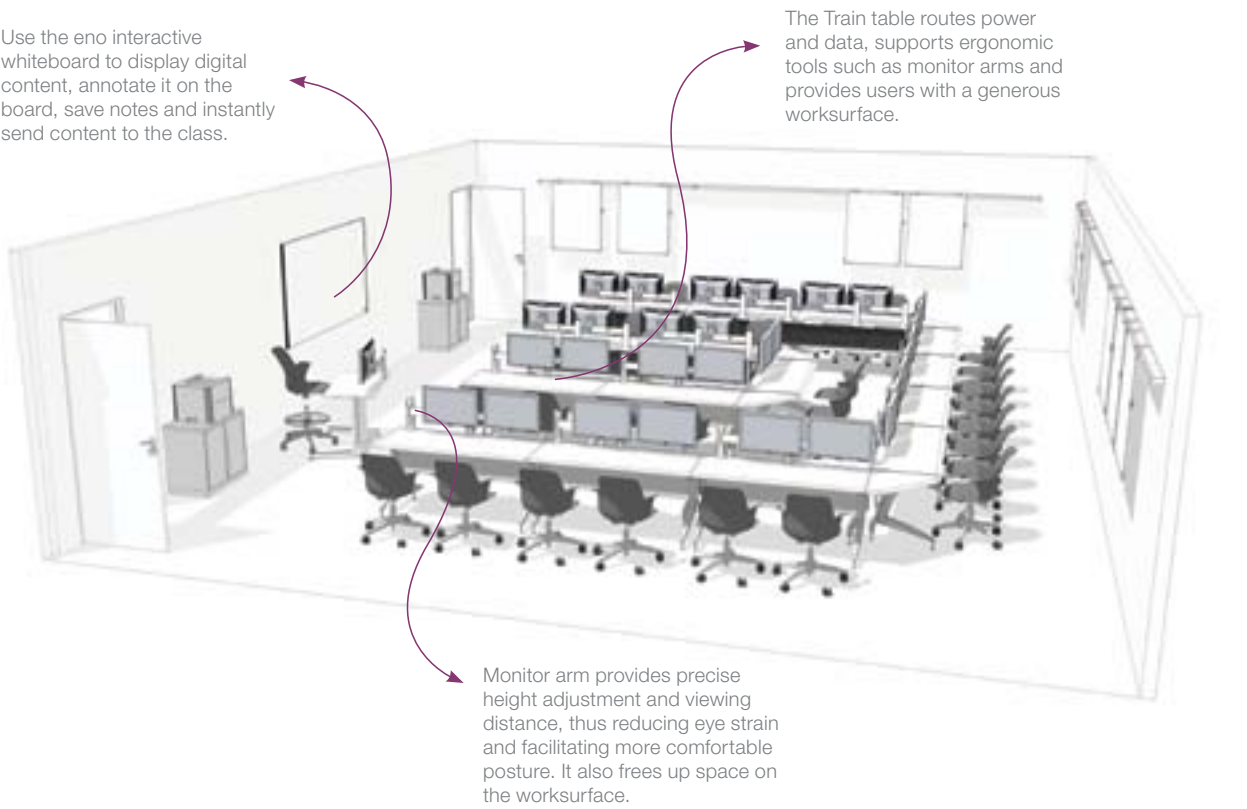
A space-efficient plan for a computer lab and commons that supports a variety of work modes and postures: sitting, standing, lounging and even walking while working.



featured products	node chair.....	97	Jenny lounge.....	103
	node stool	97	Details worktools	
	Airtouch height-adjustable table	122	FrameOne bench	
	WalkStation	118	Post and Beam	

computer lab / classroom

A computer lab designed for technology instruction features support for digital and analog content presentation, plenty of worksurface for printed materials and comfortable ergonomic seating.



featured products	Train table.....	116	Airtouch adjustable table.....	122
	node chair.....	97	node stool	97
	eno interactive whiteboard.....	127	Details worktools	
	Huddleboard	125		



7,000

Number of students each week who use the lab's computer workstations and 120-degree pods.

customer story.

CENTRAL MICHIGAN UNIVERSITY, MOUNT PLEASANT, MI

There's a well-equipped computer lab at Central Michigan University's academic center for its College of Health Professionals, but just as much computer work happens outside the lab in a variety of computer pods, lounge areas, group workspaces and other impromptu huddle areas. These are spaces where students can work individually or in small groups, tap the school's wi-fi with their own technology or use school-provided computer tools.

The building houses CMU's health professions, neuroscience and clinical psychology programs and its associated research initiatives in one technologically advanced environment.

"Our vision was to create a structure that would be flexible and inviting, foster a collaborative spirit and provide the latest tools to facilitate optimal student learning," says Linda Seestedt-Stanford, Assistant Dean of Health Professions and the college's project manager. "We wanted a building that would encourage active learning, whether it be faculty-to-student or peer-to-peer."



Computer work happens in a wide variety of spaces at Central Michigan University's College of Health Professions: at rows of computer workstations and 120-degree workspaces inside the lab, and at a variety of individual and group spaces with movable seating, extra worksurface and power outlets for all the portable technology that students bring to the table.

CMU originally considered built-in furniture for computer labs and student interaction spaces. Working with Steelcase and the Detroit office of architectural firm SmithGroup, they discovered that mobility made more sense.

"What good is having a student interaction area if the students can't move things around and make it their space? What good is it if they end up not using it?" says Seestedt-Stanford.

The three major components of the health professions programs, clinical, instructional and research occupy building wings connected by a large central atrium designed as a communication corridor. Wi-fi, mobile seating and portable whiteboards augment the computer-friendly workspaces for students.

Off the atrium is a glass-walled computer lab with both banks of computers and 120-degree configuration computer pods for individual or small group work.

"Steelcase helped us see furniture through a different lens and discover new product options and applications that fully supported our overall goals. They helped us think through our issues in the context of their research findings and expertise," says Seestedt-Stanford.

library: beyond books.

what we observed

The library remains a popular location with students.

Group learning activities, including project work, are finding their way to the library.

Libraries can become the social, collaborative hub of the campus and still maintain their role as a place for intense study.

The central role of computer hardware and software has resulted in a demand for more library computer labs.

Anywhere/anytime information access has lessened the need to reference books, so book stacks are being reduced and moved to less prominent locations.

Librarian roles are changing: they're instructors, technology advisors, research assistants and collaborators with students and faculty.



the library evolves.



When books were precious, library space was designed for readers and scholars. As printed books became commonplace, collections grew and the library became synonymous with books: an information storehouse. Today, information is digital and the library is a site for teaching, mentoring and collaborative learning, and librarians are active instructors. Students work together on team projects. The library has evolved into a place for all these important social activities.

The library is the academic soul of a campus, yet its role is changing dramatically. Students can put their hands on information from virtually anywhere, so housing books is no longer a library’s main purpose.

However, it remains the one place on campus where traditional and new knowledge resources, the latest information technology and skilled instructors as well as fellow students converge in an ongoing process of learning, teaching and research.

To better understand the trends, Steelcase Education Solutions initiated a major study of libraries at 13 public and private colleges and universities across the U.S. The research revealed that the library is becoming a key location outside the classroom where the constructivist pedagogy plays out as students learn to analyze information and create new information, often working in a group. This change represents a great shift for the library from a reading and storage site to a center of interactive learning. “Colleges and universities have tried different approaches to meet the new demands placed on the library, often creating space adjacencies that hinder rather than help the learning process,” notes Elise Valoe, principal researcher with Steelcase.

For example, growing computer use led many libraries to install computer stations into any available space. However, people disliked having their backs to walkways and screens open for anyone to view.

Group work areas in libraries are often located near individual spaces for quiet study. This frustrates quiet-seeking students working alone, while student teams can’t find the right space and tools for effective collaboration. A better approach might include providing dedicated spaces for both individual and team work in a range of settings spread throughout the library, progressing from free-ranging team spaces to private study spaces.

Our research showed that students tend to work in the library in groups in the evenings (outside of class and work time) and individually or with one other person during mornings and afternoons. Spaces that work for solo work early in the day have to be flexible enough for teams later on.

WHY STUDENTS STILL LOVE LIBRARIES

In an age of tablet computers and wi-fi, it may be surprising that today’s technology-loving students still love libraries. Steelcase research shows that students love the library because it offers much to the engaged learner:

- a convenient spot between classes
- a site to collaborate on group work
- the place for computing software, copying, printing scanning
- a place to socialize with others and to be motivated by them
- a space close to many resources
- collections that are on reserve
- a great atmosphere

what we heard.

“We have to look at our information in the library and rethink the ways we provide it to people.”

LIBRARIAN

“It’s really hard to focus when you’re in an enormous room that has noise going all over the place and you’re trying to read things off of a screen. Our library has a ‘state-of-the-art computer area,’ but the entire floor is open. Everyone who’s walking to the other end of the library has to come through.”

STUDENT



tips for a new library ecosystem.

Most existing college libraries were designed and built for finding books and checking them out. As today's library transcends that limited role, three zones have emerged, each with different types of activity. Across these zones, new library spaces must support student collaboration and group work; private study space; computing equipment; access to reserved material; content-creation tools; and support for the varied roles of the new librarian, from content expert to IT service provider and collaborator with students and faculty.

Whether in a new space or a renovation, **adjacencies are crucial, including planning for technology use in practically every setting, from team collaborative spaces to social zones to individual study spaces.** Visual and acoustical privacy require careful planning.

COLLABORATIVE ZONE

- 1 Design this zone to support active learning, with tools for sharing analog and digital content.
- 2 Support cocreation of content on computer screens, in print materials, on whiteboards and in other analog material.
- 3 Provide tools to capture and distribute analog and digital notes, information, and ideas.
- 4 Support the librarian's expanded role.

SOCIAL ZONE

- 1 Accommodate group work and the expansion of teams over time.
- 2 Build welcoming reception areas, visual displays and clear paths to library services to help students understand and use the library.
- 3 Provide tools to share both digital and analog resources.
- 4 Provide appropriate workspaces for lounge settings.

FOCUSED ZONE

- 1 Provide for individual comfort, concentration and security.
- 2 Provide ample workspace space with easy access to power.
- 3 Consider visual and acoustical privacy for individual work.
- 4 Provide for temporary ownership of space.

the library ecosystem.

Consider the entire library floor plan when retrofitting any settings, designing with adjacencies in mind. When planning, be sure to support each zone independently and holistically within the entire floor plan.

COLLABORATIVE

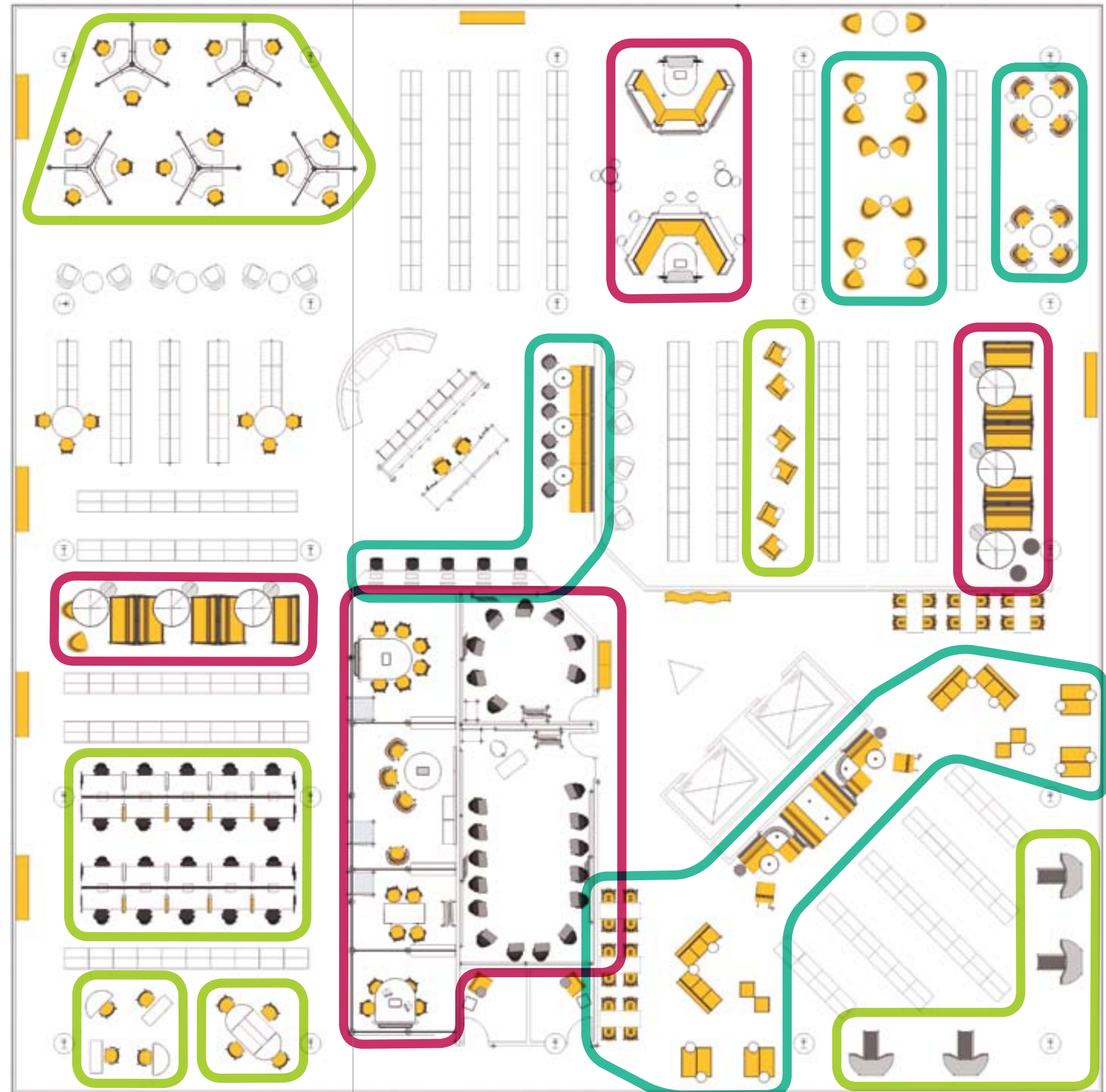
The learning experience extends from the classroom to the library, where students meet with classmates to collaborate on group projects. Team workspaces, computer labs and commons, and media sharing spaces are all useful collaborative zones.

SOCIAL

With college course work involving more and more team projects, libraries have become important places for students to work together in a relaxed atmosphere. Social zones includes lounges, cafés and lobby spaces.

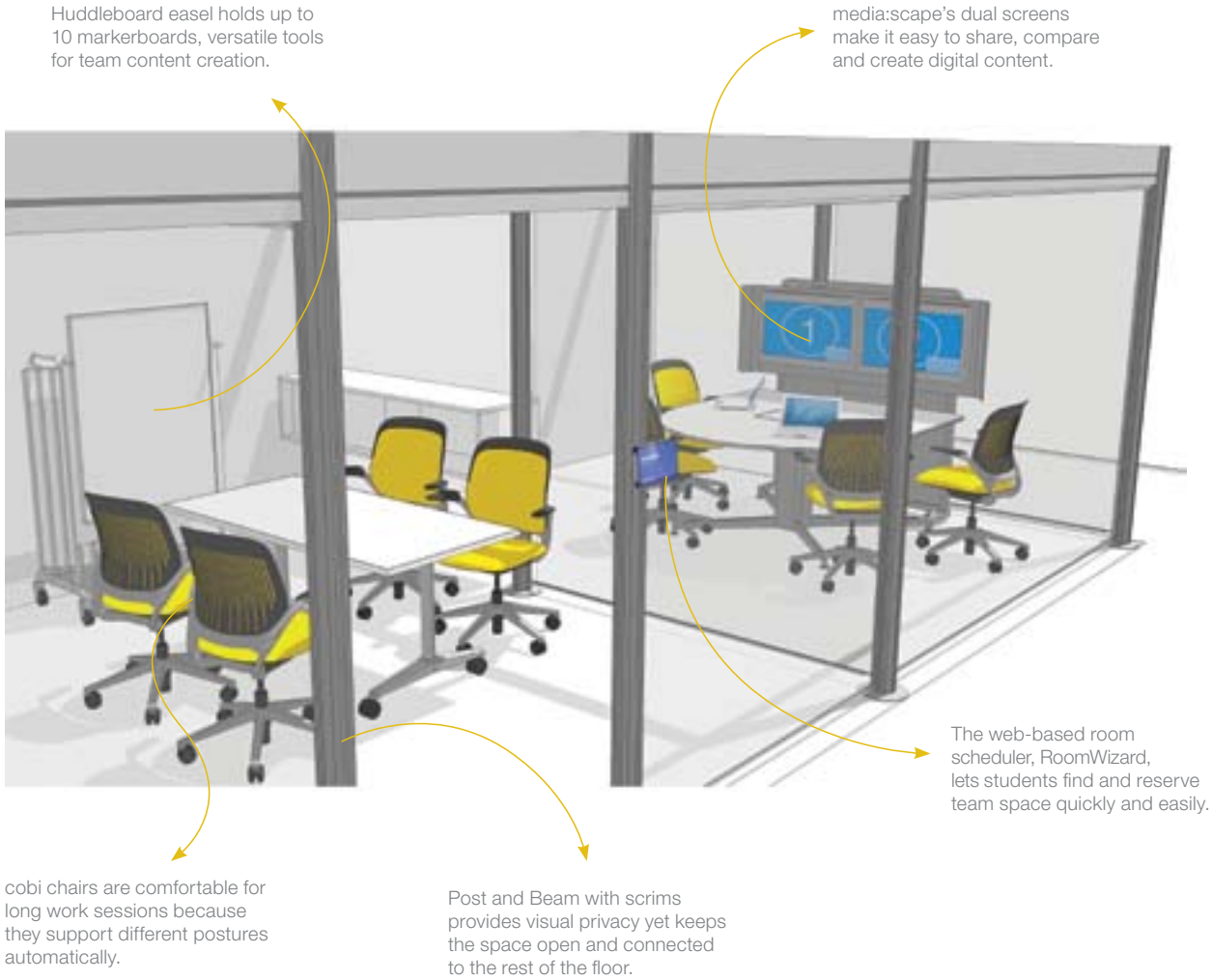
FOCUSED

Students often use the library for conducting research, writing papers and studying. Focused work zones can include personal desks, benching applications and lounge areas for concentration and reflection.



team space

By supporting both digital and analog media, this space allows teams to share digital content using media:scape and to manipulate analog information on Huddleboards and around an extensive worksurface. cobî seating, designed specifically for collaborative work, and wall-mounted storage round out an ideal team workspace.



featured products

media:scape.....	126	Huddleboard	125
cobî chair	95	Akira table	113
RoomWizard.....	126	Post and Beam	

focused at the bench

A great space for focused work, benching is simple, space-efficient and adaptable to changing needs. Power and data ports, privacy screens, and ergonomic seating help students focus on individual tasks.

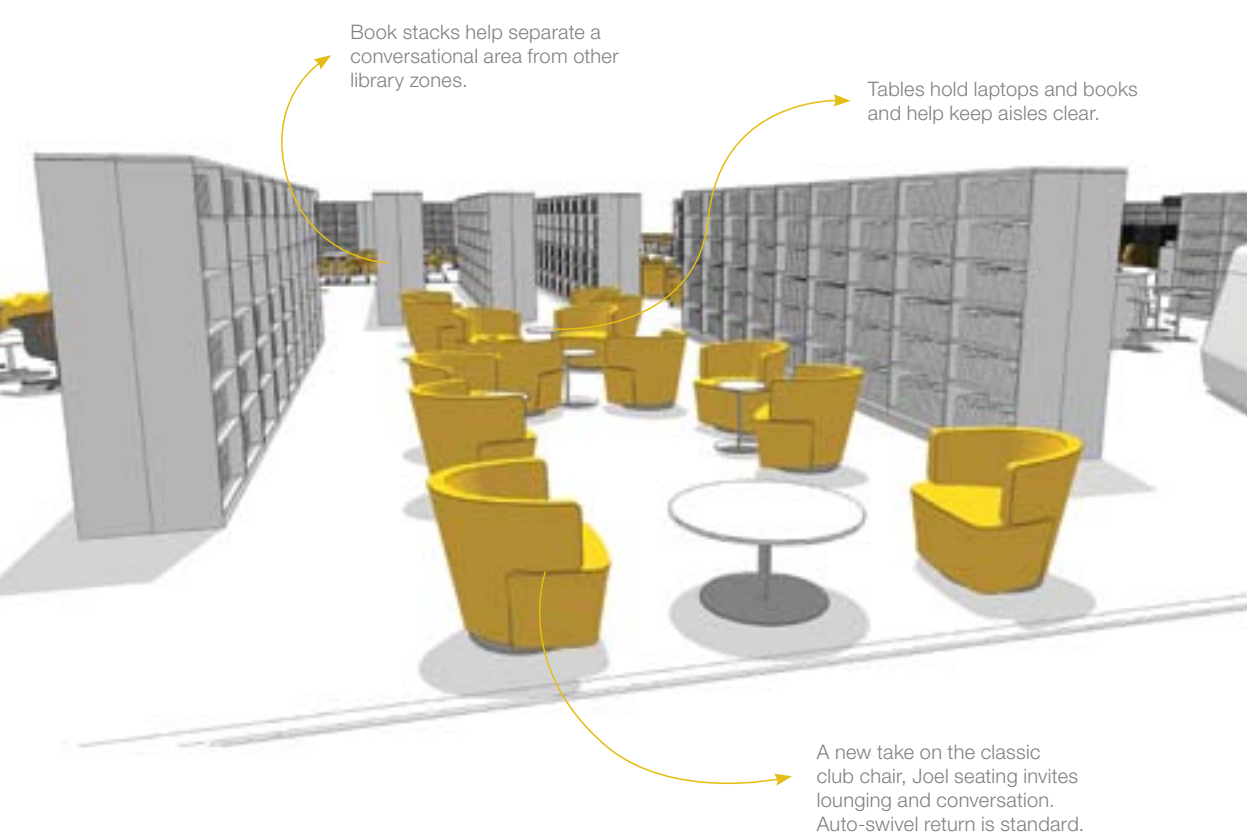


featured products

node chair.....	97
Details worktools	
FrameOne bench	

social comfort

Gather, connect and discuss in this comfortable lounge setting that's planned near collaborative spaces. Students can easily transition from conversation to collaboration as needed.

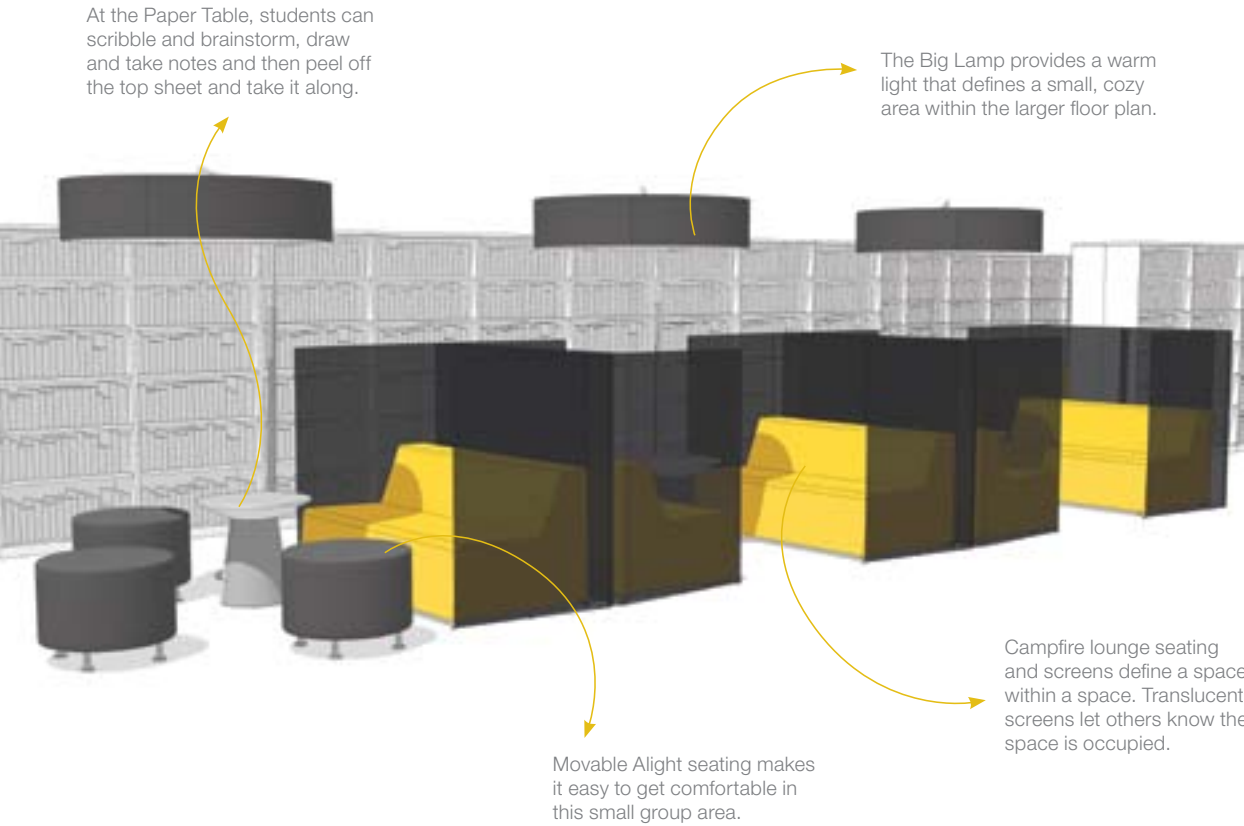


featured products

Joel lounge.....	106
Enea table.....	116

private collaboration

A space within a space: the Campfire collection (lounge seating, lighting and tables) gives student teams a comfortable place to meet and collaborate, along with helpful tools for collaboration.



featured products

Campfire Big Lounge.....	109	Campfire Big Lamp
Campfire Paper Table.....	119	Alight seating
Campfire Screen		

customer story.

GRAND VALLEY STATE UNIVERSITY, ALLENDALE, MI

Grand Valley State University (GVSU) is building the Mary Idema Pew Library Learning and Information Commons, a whole new approach to the college library. “We’re planning an enriched environment where students can continue the work started in the classroom and add a dimension to learning that a classroom doesn’t always offer,” says Lee Van Orsdel, Dean of University Libraries at GVSU.

As part of the planning process, Steelcase partnered with GVSU and design firm SHW to design, prototype and study spaces designed to support students working individually and in small groups: one with group worktools (e.g., portable whiteboards, mobile tables and chairs, wall-mounted storage shelves, access to power, and defined team areas), and another with a media:scape setting, where people can plug in laptops and simply press a “puck” to show information on two integrated flat screens, along with similar group worktools as in the first space.



Stills captured during research and observation periods at Steelcase workspace futures spaces.

By studying the use of these spaces in person and through time-lapse video images, the Steelcase team noted surprising results, including:

- a framework that helped define the space created a sense of enclosure, enough for the team to feel in control of the space
- portable whiteboards were heavily used by students in hands-on learning activities
- storage shelves weren’t used much, probably because the teams didn’t own the space
- power outlets were used often by tech-savvy students

“The study was invaluable to the library planning team, and the most important thing we learned is that there are daily rhythms to the way students work alone or in groups, and seasonal rhythms based on how they complete assignments over the course of a semester. Flexible furniture really isn’t an option—it’s a requirement if we want to optimize use of the building,” says Van Orsdel.

Similarly, a team-space prototype with mobile tables, mobile chairs and other tools was popular for individual and teamwork by students using laptops and an array of digital and analog materials. The lead designer for the library, Tod Stevens, partner of SHW Group, an architecture and engineering firm specializing in educational environments, says, “When the library put workspaces near the windows and in other attractive spaces that used to be taken up by shelves of books, the gate count went way up.” He notes that team spaces are a key reason students come to libraries: “It’s where they can find resources, get help and work together on projects.”

Steelcase researchers prototyped a 120-degree workstation that accommodated varying numbers of people throughout the day. In fact, individuals often shared the work setting with pairs, as in the photo (left) of two students working together on one corner while individuals work alone at other places in the same setting.

“Environment matters to students. Many don’t have a place to study, so they come to the library.”

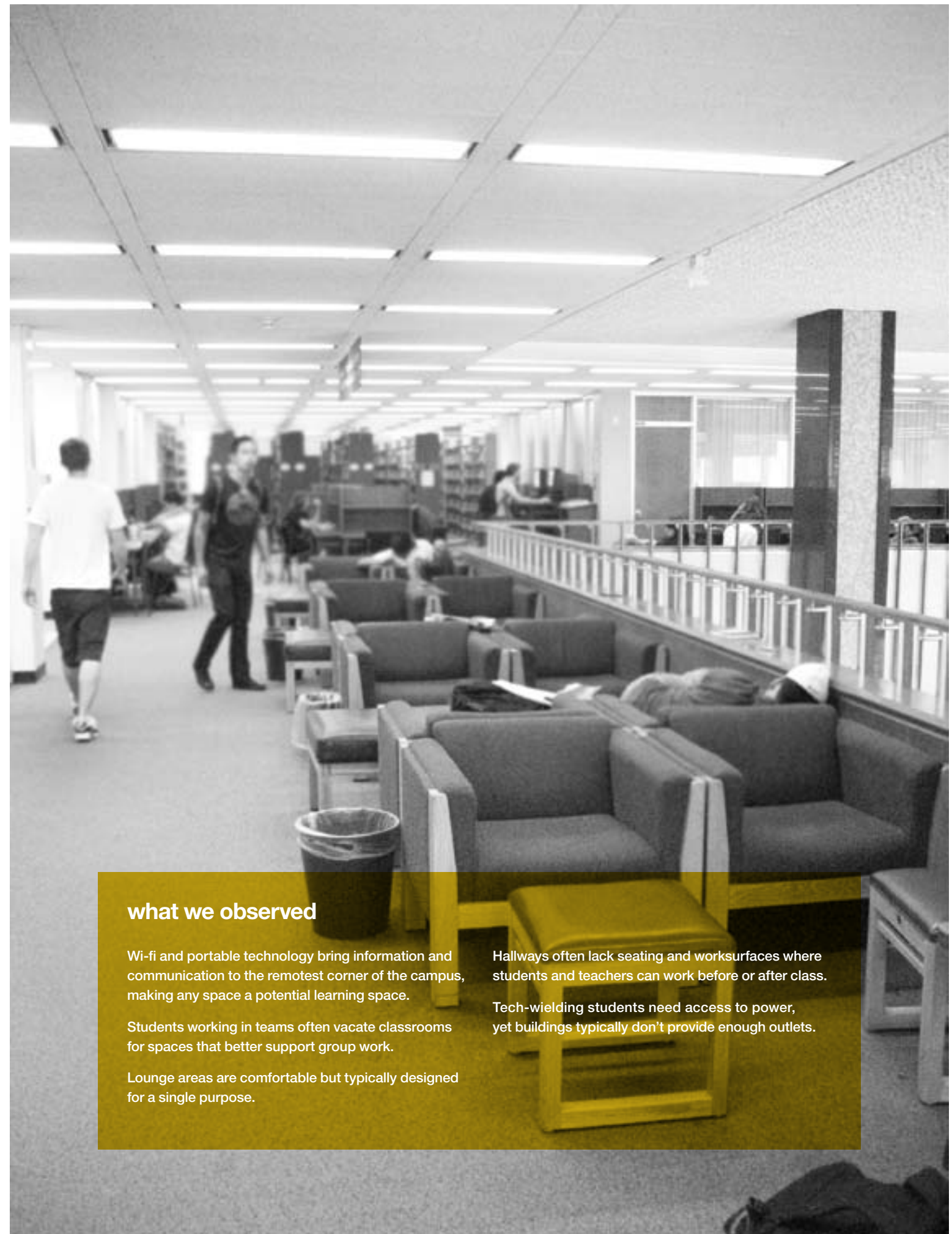
LEE VAN ORSDEL,
DEAN OF UNIVERSITY LIBRARIES

As libraries offer more services and space for students, it’s important that they clearly communicate these resources. “Universities have not made their services seamless. We’ve compartmentalized them into pedagogical areas where they’re taught: English, writing, research, technology, speech, etc.,” says Van Orsdel. “The defining or central construct of the new GVSU library is a knowledge market that puts together, in one place, right in the path of the students, the resources to build all the skills employers tell us are critical in the workplace: writing, speaking, presenting and research. Students manage their own learning, choosing the type of help they need when they need it.”

Books are not going away, however. The library will hold 150,000 books in open stacks and another 600,000 in an onsite automated storage and retrieval system when it opens in 2013.

“Environment matters to students. Many don’t have a place to study, so they come to the library. In the past, life was more formal, society wasn’t as noisy. Now there are so many distractions that the library is often the only place where you can find a distraction-free environment,” says Van Orsdel.

lounge: working, not just waiting.



what we observed

Wi-fi and portable technology bring information and communication to the remotest corner of the campus, making any space a potential learning space.

Students working in teams often vacate classrooms for spaces that better support group work.

Lounge areas are comfortable but typically designed for a single purpose.

Hallways often lack seating and workspaces where students and teachers can work before or after class.

Tech-wielding students need access to power, yet buildings typically don't provide enough outlets.

every space is a learning space.

Learning can, and should, happen everywhere on campus—from the classroom to the library to faculty offices. In between these destination sites are lounges, hallways and other informal areas that can be so much more than transition spaces. They can be flexible, friendly learning spaces for individuals and groups. All smart ways to better leverage valuable campus real estate.

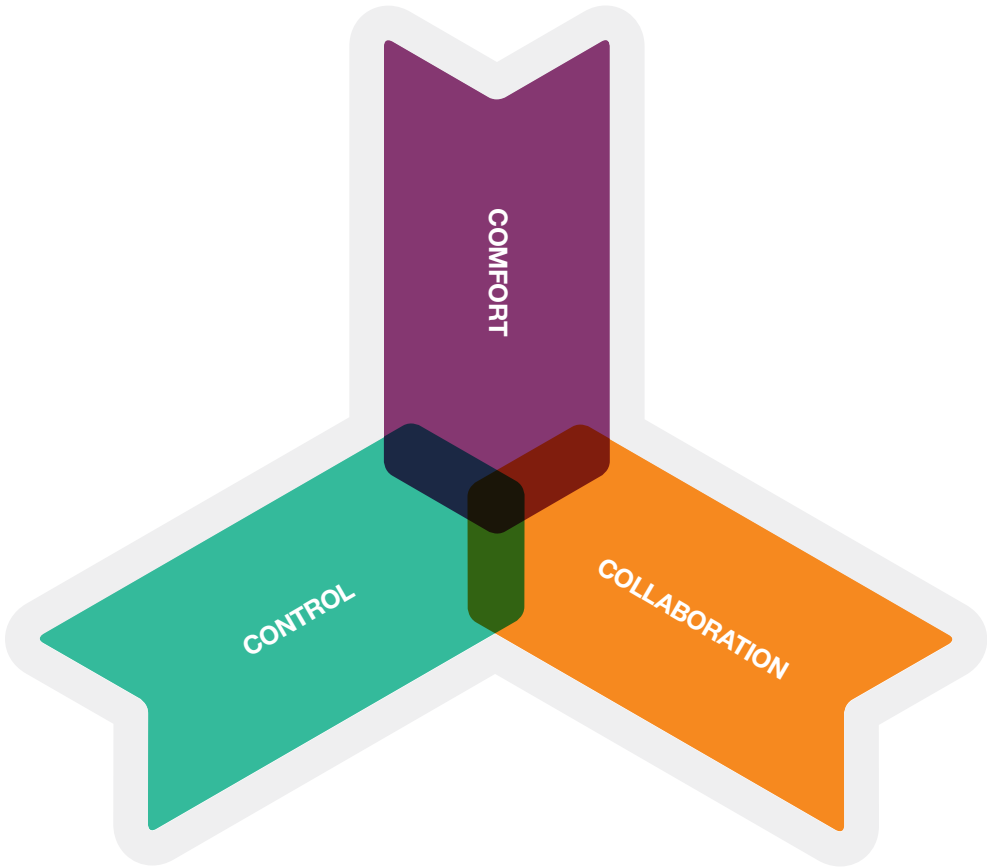
Lounge spaces also should be used as great attractors, spaces where students can meet and work with others and build that most precious of campus commodities: a community. These spaces are remarkable for their energy and activity; even a small lounge area can buzz with the enthusiasm of a small team at work or a few students engaged in animated conversation.

To make any lounge space a learning space, consider each space in terms of control, comfort and collaboration.

Control. Allow students a measure of control over how they use the space, where furniture can be positioned and how it's used. To support students as they work in groups, pairs and individually, offer spaces that work for both collaborative and solo study.

Wi-fi is a given; power access should be, too. Today's students tote laptop and tablet computers, mobile phones, and other portable devices and are constantly looking for places to plug in.

Comfort. Traditional soft seating and hardwood hallway chairs are limiting and typically poorly suited for the work done in today's lounge spaces. Learning involves a variety of postures: stand-up conversations, groups gathered in discussion, a long project work session around a table covered with materials, etc. People are most comfortable (and most productive) when they can move in their chair and still have good support and when furniture easily adjusts to suit various workstyles and postures.



Lounges and other intermediate spaces are often in open areas, so seating and worksurfaces can take many forms, from stacking chairs and meeting tables to ergonomic task chairs and mobile project tables. Seating for collaboration is especially useful since it's designed to support impromptu communication and information sharing.

Collaboration. A frequently missed opportunity with lounge space is to make it useful for the project work that has become integral to so many courses today. Students need tools that support collaborative learning both before and after class; methods for sharing digital and analog content; tools for informal brainstorming such as whiteboards and tackable surfaces; and worksurfaces that accommodate computers, books and other materials.

what we heard.

"Our hallway lounge/collaboration space is the one place on campus where you'll always find people, even during semester breaks."

UNIVERSITY DIRECTOR OF PLANNING AND CONSTRUCTION



Whether students need focus time, team time or me time, **Campfire** offers them the choice. The furniture moves easily, so students can rearrange it for the big group collaboration or to handle studying with two or three of their friends.

tips for lounge workspaces.

Leveraging real estate in lounge spaces, hallways and common areas is simple: give users the means for control, comfort and collaboration. These attributes can change the simplest lounge space into a multipurpose workspace.

CONTROL

- 1 Furniture should support the various postures students use while studying and working: standing, leaning, working at a table, seated in group discussions, hunched over a keyboard, etc.
- 2 Mobile tables, chairs on casters, seating that nests or stacks, and portable whiteboards let users set up quickly for the work at hand.
- 3 Students and teachers typically have to quickly vacate a room at the end of class to make way for the next group. Small collaboration spaces located outside the classroom invite students to continue class discussions.
- 4 Informal seating areas near classrooms give teachers convenient places to provide timely feedback.

COMFORT

- 1 Connecting corridors with daylight-streaming windows are natural people attractors and can be easily equipped for study with tables, booths and comfortable seating.
- 2 Students fill booths first because they offer larger worksurfaces and privacy for users.
- 3 Power to the people: it's almost impossible to provide too many power outlets for today's tech-loving students.

COLLABORATION

- 1 Large, centrally located public spaces are a college's public squares: they provide a sense of community, natural light and oftentimes convenient study locations near classrooms.
- 2 Whiteboards and lounge seating with tablet arms or small worksurfaces help define smaller, intimate spaces within a larger environment.
- 3 Portable whiteboards are inexpensive yet helpful tools for groups creating and evaluating content.
- 4 Small project rooms located near open areas provide workspace for student teams.

lounge spaces.

These lounge space application ideas transcend the traditional, single-purpose couch space. These are lounge areas that support resting, socializing, learning and working—true multipurpose spaces. Comfortable seating is important, but so are workspaces, whiteboards and power connections. Rethinking and reconfiguring lounge areas in hallways, atria and other public spaces creates more learning spaces out of the same real estate footprint.

CONTROL

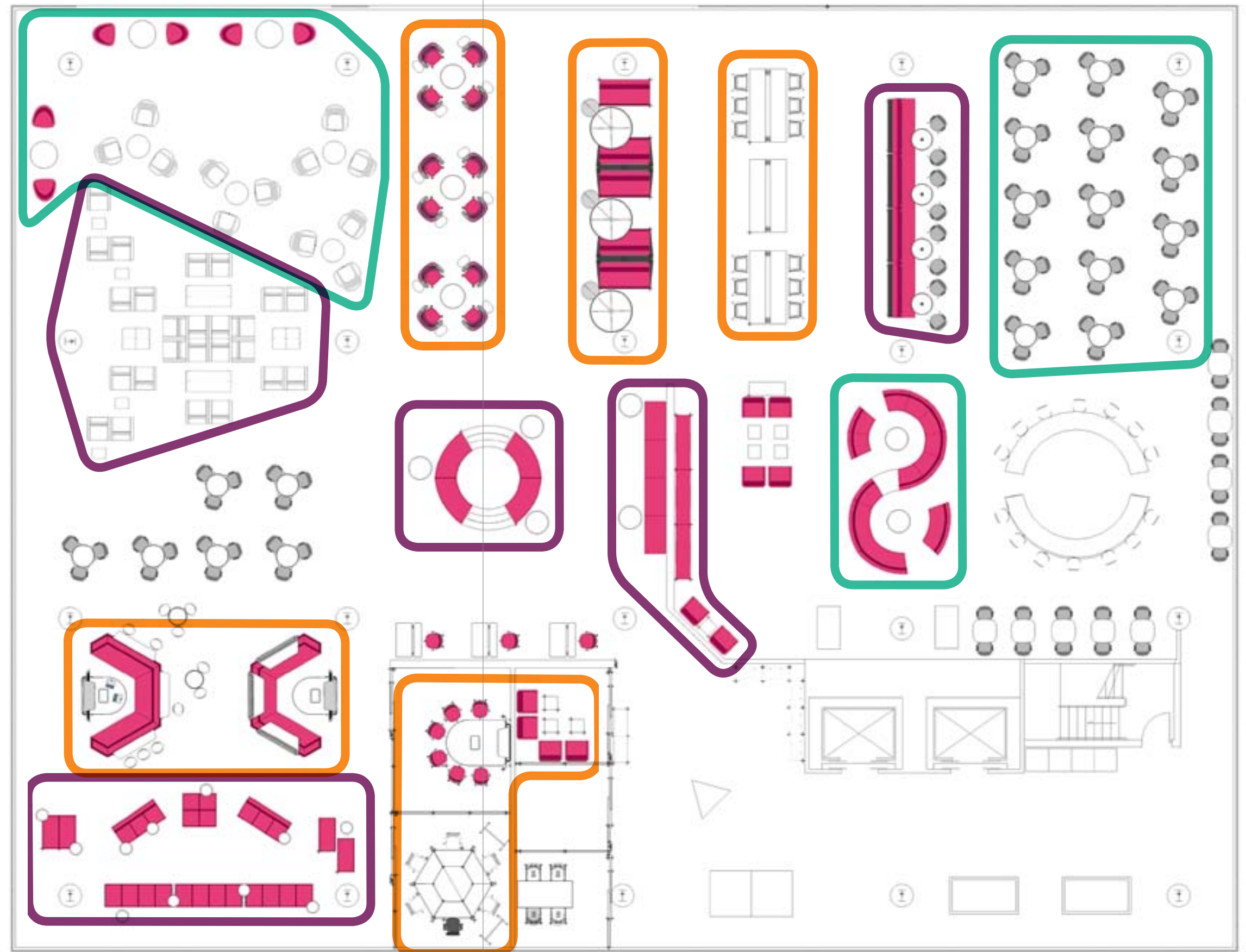
This lounge space offers students both choice and control over their space. A majority of the space can be rearranged by students in order to support various activities that take place in a student lounge.

COMFORT

Built for comfort, this lounge space offers a variety of spaces with soft lounge seating.

COLLABORATION

Spaces intentionally designed for collaboration make this student lounge an effective space for teams to meet in.



collaborative choices

From standing-height tables to collaborative seating, this lounge provides students a variety of spaces to choose from.



featured products

Campfire Big Lounge	109	Campfire Big Lamp
Campfire Paper Table	119	Campfire Screen
i2i collaborative seating	110	Scoop stools
Campfire Big Table		

social space

A highly social lounge space where students can intentionally and by coincidence connect with faculty or fellow students.

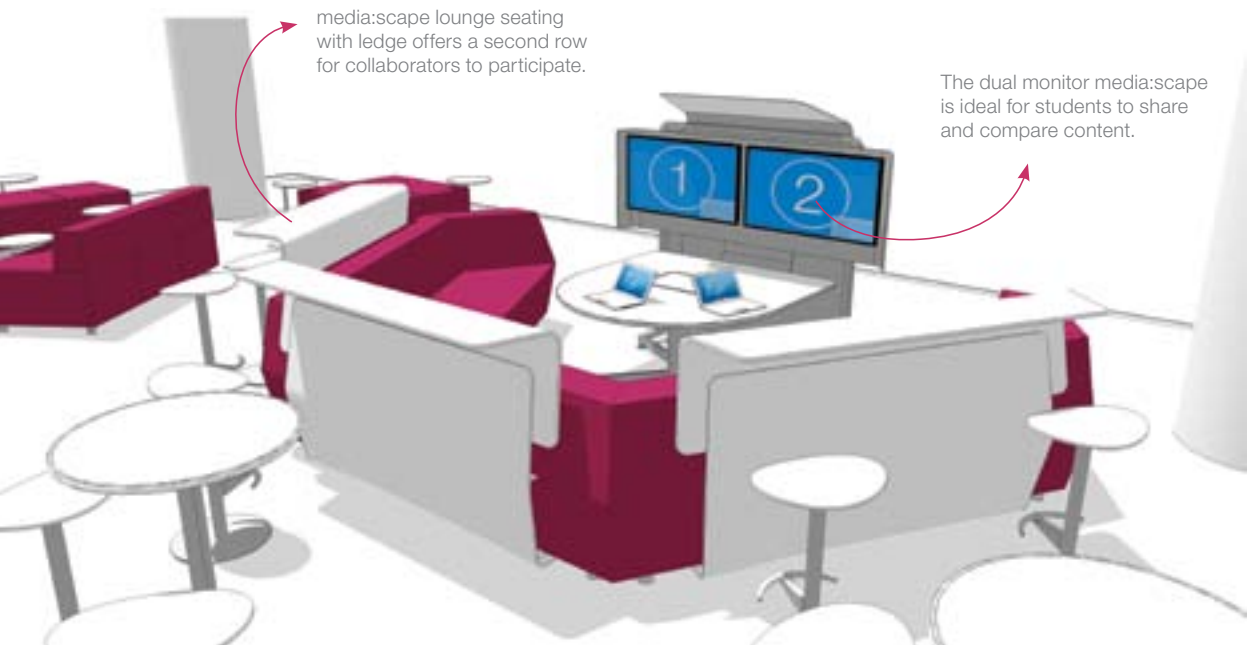


featured products

i2i collaborative seating	110
Bob lounge chair	109
Bob side table	

open. connect. share.

This media:scape theater turns the traditional lounge into a hardworking, collaborative space where large groups can connect to discuss and plan important campus initiatives and activities.



media:scape lounge seating with ledge offers a second row for collaborators to participate.

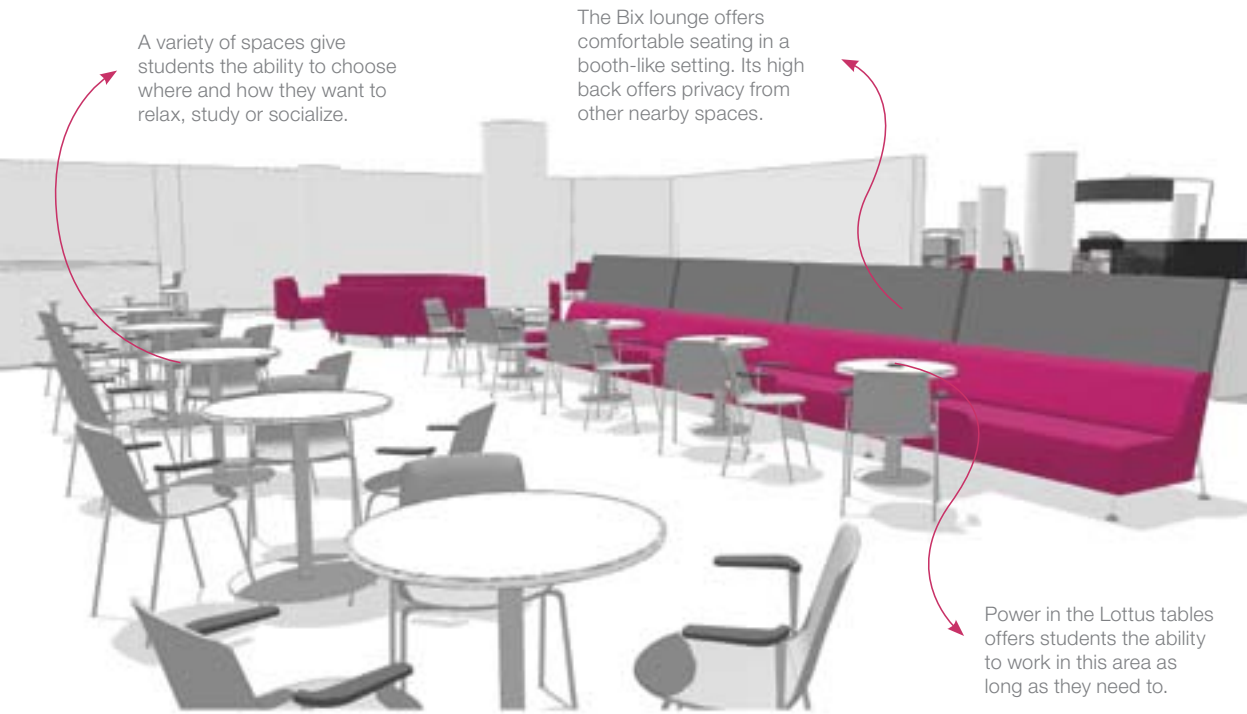
The dual monitor media:scape is ideal for students to share and compare content.

featured products

media:scape	126	Enea table	116
media:scape lounge seating with ledge.....	110	Enea stool	

table for 1, 2 or 3

Here is a unique lounge aisle with small collaborative tables on the left and soft seating with tables with power built in on the right.



A variety of spaces give students the ability to choose where and how they want to relax, study or socialize.

The Bix lounge offers comfortable seating in a booth-like setting. Its high back offers privacy from other nearby spaces.

Power in the Lottus tables offers students the ability to work in this area as long as they need to.

featured products

Bix lounge	104	Enea table	116
Enea Lottus chair	97		

café: the campus crossroads.

what we observed

Students are as likely to use a café for relaxation, socializing and individual and group study as they are for dining.

Traditional dining halls with serving lines are being replaced by more open, interactive environments that are more residential in scale.

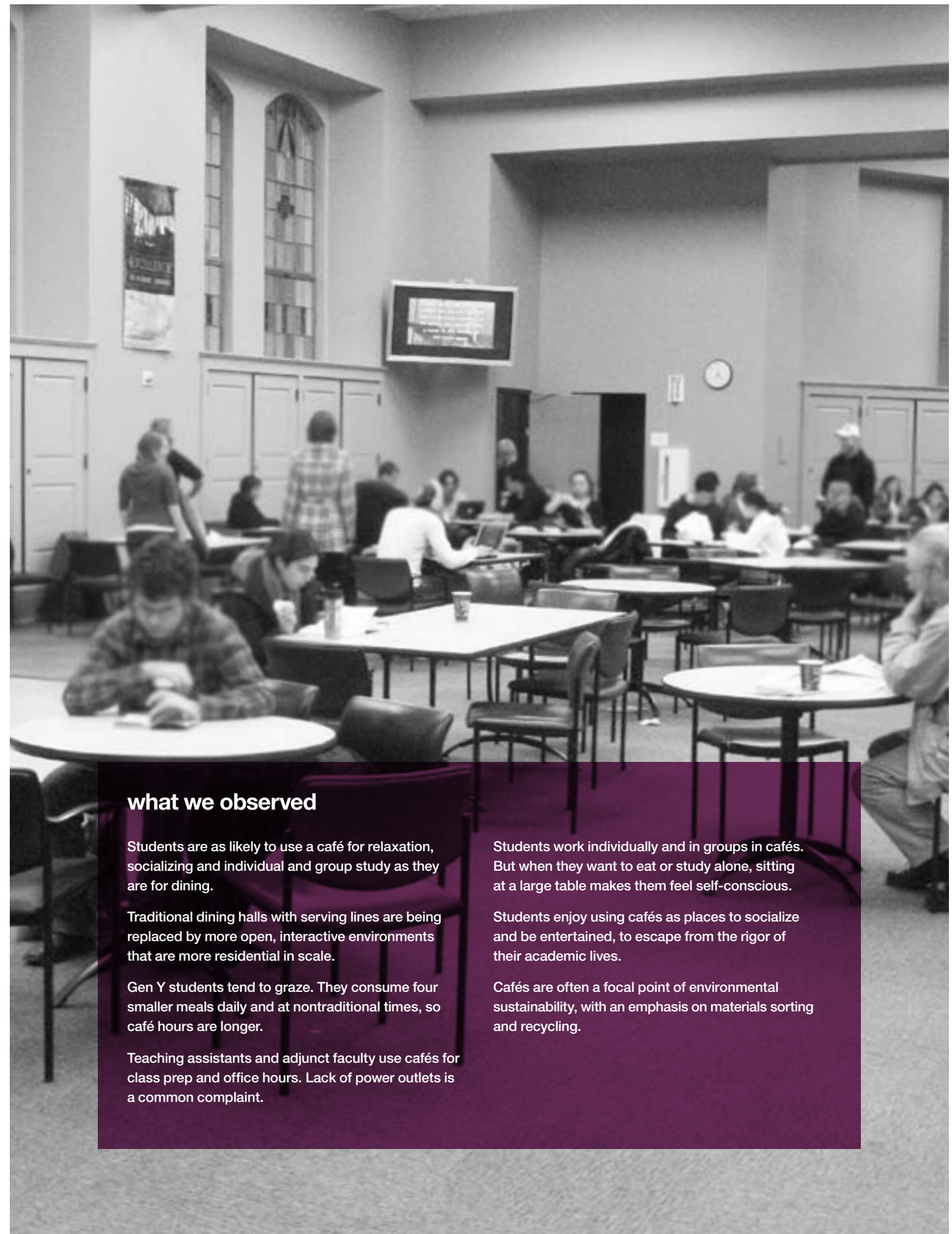
Gen Y students tend to graze. They consume four smaller meals daily and at nontraditional times, so café hours are longer.

Teaching assistants and adjunct faculty use cafés for class prep and office hours. Lack of power outlets is a common complaint.

Students work individually and in groups in cafés. But when they want to eat or study alone, sitting at a large table makes them feel self-conscious.

Students enjoy using cafés as places to socialize and be entertained, to escape from the rigor of their academic lives.

Cafés are often a focal point of environmental sustainability, with an emphasis on materials sorting and recycling.



dining, relaxing, socializing, studying.

Café spaces are sales tools for colleges in the race to keep up with peers in recruiting and retaining students. The design of the space and food services are geared for the Gen Y audience, which values premium brands for everything from clothing to colleges. This generation selects a college in part on the prestige of the institution, and they associate prestige with nice facilities.

As a result, the institutional dining hall concept is disappearing as schools update old facilities and build new café spaces where the food is made fresh to order, and the furniture, lighting and art are contemporary and welcoming.

To support the emphasis on quick, “grab-n-go” food service and the many uses of café space, offer a mix of booths and stand-up height tables, as well as two-

and four-person seated-height tables. Outside courtyard spaces with tables and chairs are typically included even in northern climates.

As colleges cater to a generation used to convenience and a palette of options, our research suggests that the new strategy for the café space consider three key factors: community, comfort and study.

what we heard.

“This is where my friends and I hang out. It’s bright and lively, not dreary and dead.”
STUDENT

“I feel like when I’m outside of class, it’s a different kind of learning. It’s more about learning about different types of people, and you learn by talking with them.”
STUDENT

“I give assignments where students have to collaborate with one another...they do not pick their own partner. It allows them to have a dialogue outside of class.”
PROFESSOR



Community. Cafés are places for gathering at any time of day or night by students, faculty and staff. Adjunct faculty members use them for office hours. Students socialize, dine, relax, study and work on group projects. A mix of open, often loud spaces and places for quieter study are needed to meet the needs of the community at this campus crossroads.

Comfort. Students like spaces that are bold and colorful, so colleges are using seating fabrics, carpeting, art and graphics to create unique, fun café spaces.

Students traditionally respond to a modern aesthetic and high-quality furniture in classrooms, common areas and cafés. They want a variety of seating and table options for the different ways they use cafés.

Study. The café’s role as a transitional or in-between space exemplifies how learning happens everywhere on campus today. Wi-fi is expected in the café, as is access to power. But there are often not enough power outlets for today’s technology-laden students and faculty.

Touchdown computer kiosks and benches are helpful to students for checking class assignments and grades, communicating with faculty, and getting a bit of work done on the way to and from class.

Tables aren’t just for lunch trays anymore; they’re workspaces for laptops, smartphones, books and everything else a student can load into a backpack.

Consider providing mobile, comfortable seating; power access at table height; and screens that provide some privacy.



Cachet seating lends comfort and style to any café: it's lightweight yet durable, easy to clean; even stackable. Also 99% recyclable.

tips for café spaces.

Cafés are used by everyone, from students and faculty to staff, visitors and vendors. They need to be welcoming spaces that work for a variety of uses, from dining and socializing to individual study and group work.

COMMUNITY

- 1 A mix of spaces, quiet and loud, public and somewhat private, helps support the many ways cafés are used.
- 2 Booths are hard to beat for group dining, socializing and studying.
- 3 Mobile, collapsible tables support many uses and store easily.
- 4 Café spaces are often used for large meetings, and stackable seating and nesting tables adapt to different room configurations.
- 5 Use furniture that contributes to a sustainable environment. LEED certification is being touted widely in student recruiting.

COMFORT

- 1 Maximizing access to daylight is not only a student attractor but can also contribute to LEED certification.
- 2 Provide seating for different postures: primarily chairs and stools but also some lounge seating.
- 3 New seating fabrics combine stain resistance and durability with a soft feel.
- 4 Lightweight tables can be grouped when students need to work together.

STUDY

- 1 Use furniture to build community and foster interaction.
- 2 Food and beverage spaces require stain-resistant, durable finishes.
- 3 There are never enough power outlets for today's heavy users of technology.
- 4 Provide small, private spaces for groups and quiet study adjacent to larger, open cafés.
- 5 Standing height computer kiosks or benches of small computer stations are ideally suited to students who need to quickly access the college intranet.

café spaces.

More than simply café spaces, these are places for community-building and oases of comfort, as well as places where students study alone and with others. That's how students prefer to use cafés, so why not support them? Faculty and staff will appreciate these spaces for meeting with colleagues, prepping for class or holding office hours with students. In addition, the applications here leverage the café's role as a focal point for the institution's commitment to environmental sustainability.

COMMUNITY

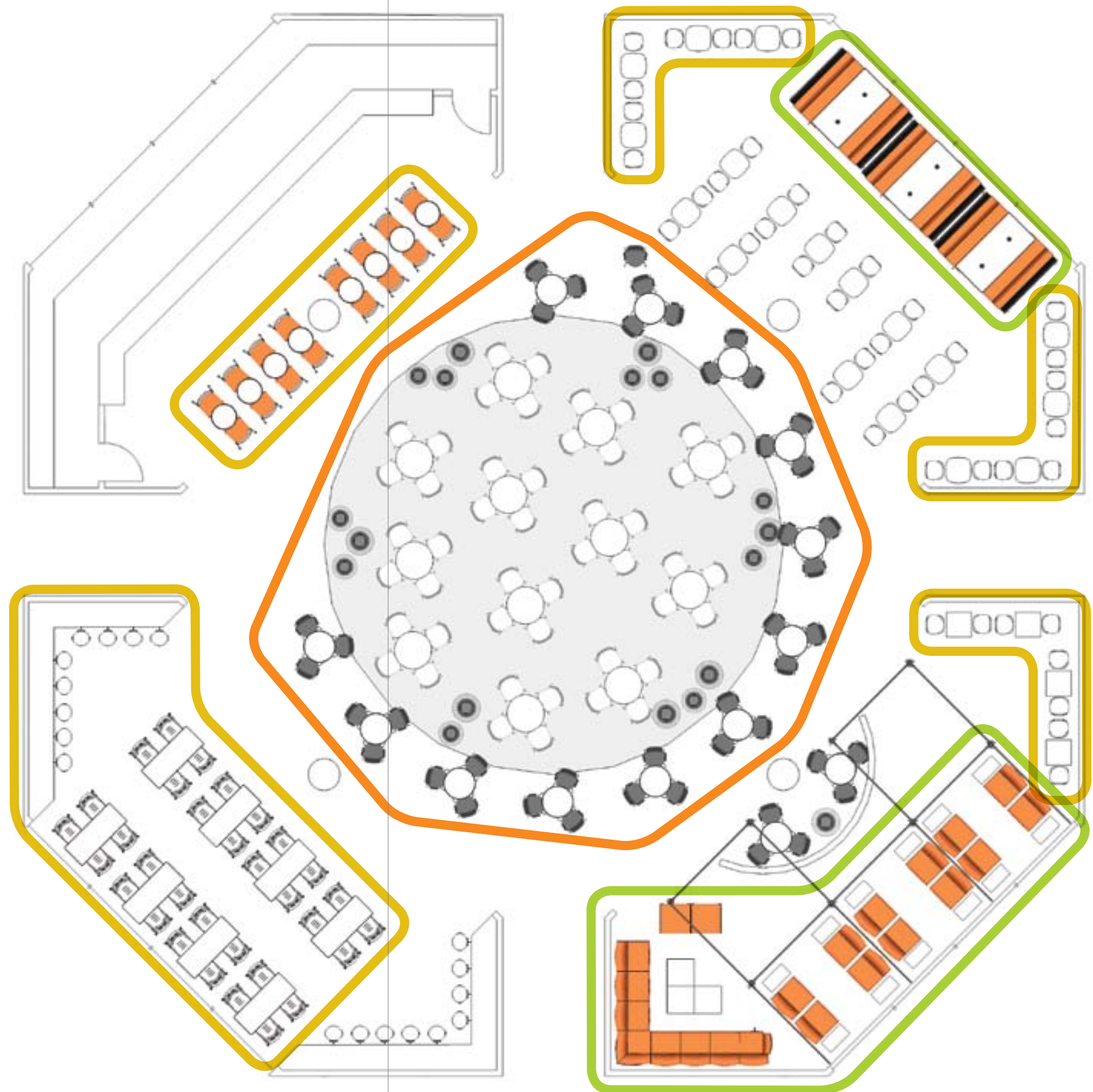
This café floor plan is dedicated to building community on campus. The large center court is designed as the social hub of the space, with a variety of inviting spaces for students to choose from.

COMFORT

Near the outlining walls is where soft seating and other booth-like spaces are offered.

STUDY

Things like large worksurfaces and access to power offer students the ability to continue their studies before or after a meal. Some spaces are more private, offering students a variety of study nooks throughout the space.



faculty offices: concentration, contemplation, collaboration.

what we observed

Faculty offices are set up for private, individual work but often need to function as reception areas, collaboration spaces, storage closets, research centers, etc.

Shared offices are not uncommon, especially for nontenured faculty. But having to juggle schedules, multiple users and varying workspace needs often results in the offices going unused—or ending up being so crowded that actual work cannot be accomplished.

Faculty enjoy interacting with peers and sharing ideas and their own lessons learned as a means to develop communities of practice.

Offices are not well-equipped for collaboration—few markerboards, projection devices or easily shared screens.

Social spaces lack amenities (copiers, coffee, supplies, etc.) and often go unused by faculty.

multipurpose academic space.

The typical professor’s office was designed in a bygone era as a private inner sanctum and repository for printed material. Amid bookshelves and papers stacked high, the instructors hunched over student bluebooks and research papers. When computers arrived, professors merely stacked stuff higher to make a little room on an already overcrowded desktop.

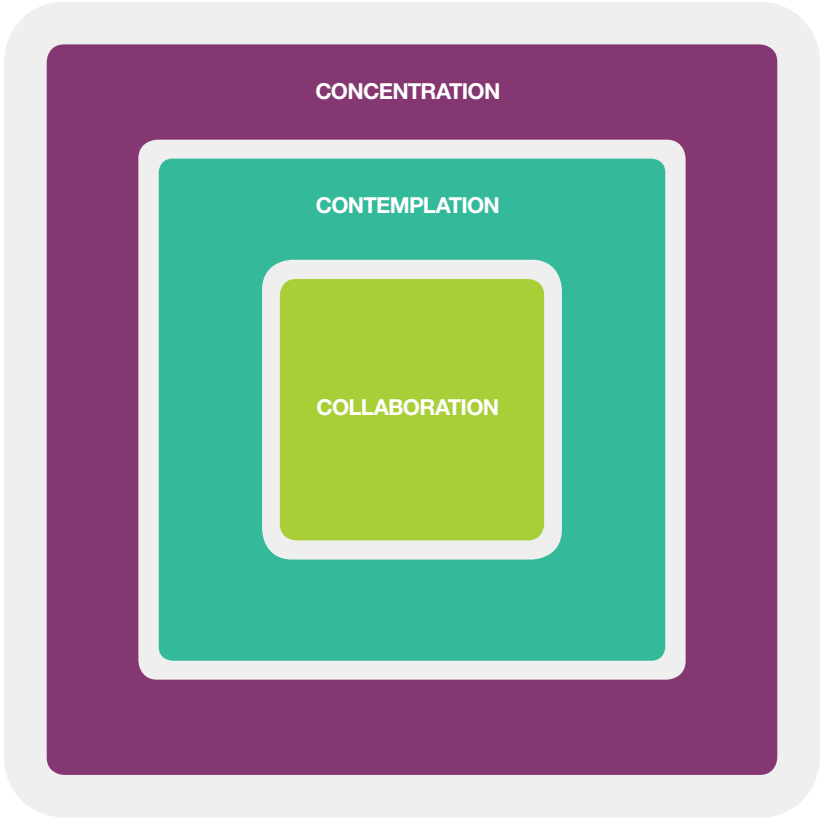
How teachers work. A variety of pedagogies, teaching styles and new technology are demanding a new approach to faculty workspace. Instructors meet frequently with peers and students who are often carrying tablet computers and other new technology, making tools like multiple screens to share a necessary tool to consider. Running out of room in the office, instructors try to hold private conversations standing up or in the hallway outside their office while everyone nearby can listen in. It’s no way for collaboration or student mentoring to take place.

Inside their offices, instructors have their own way of organizing information: there are filers, pilers and arrayers. Filers organize information in orderly folders organized in file drawers. Pilers are just like they sound: they can practically hide behind towering stacks of materials. Arrayers spread out information across different worksurfaces during the day so nothing is ever out of sight.

An instructor’s continual process of teaching, researching and learning is now as much a team sport as an individual effort. Consider the design of a group of faculty offices, or neighborhood, around three core activities: concentration, contemplation and collaboration. These are not separate areas of the office, but fluid zones designed to support a range of activities.

Concentration. This area centers on a worksurface with nearby files and shelves geared for the way the instructor stores information. An ergonomic chair is a necessity for long hours of concentrated work. There may also be a guest chair for a longer discussion with a colleague or student, as well as a flat screen to display digital content.

Contemplation. A highback adjustable chair with a footstool and a space divider such as a mobile screen create a place for reading and quiet reflection. This is a protected work area just a few steps away from the front porch and concentration areas, so the instructor’s work in process, often involving confidential information, is protected from visitors. It’s a valuable refuge from an increasingly complex and fast-paced workday.



Collaboration. Chance meetings with colleagues for idea sharing are the lifeblood of an academic. The faculty office entry area can host these collaborative discussions without intruding on the officeholder’s private space; think of it as a front porch. Provide a markerboard, a stool or guest chair, a small worksurface, and a monitor arm for the flat screen so instructors can easily share digital content and engage quickly. This area is ideal

for office hours, when instructors deal with a parade of students seeking assistance.

College faculty still consider a private office and its size as reflections of their length of service and position. Yet institutions can create more versatile, effective and comfortable faculty offices in a smaller footprint by planning offices with these three essential zones.

ADJUNCT, CONTINGENT FACULTY, AND GRAD STUDENT OFFICES

The ratio of adjuncts to tenured faculty has reversed since the days when baby boomers were students. Three-quarters of college instructors in 1960 were full-time tenured or tenure-track professors; today, less than 30% are. The rest are adjunct and contingent faculty or graduate students.

These adjunct teachers rarely have offices, so they have less time to interact with students and other faculty and prepare for class; providing them with a place to work, meet, and collaborate can be accomplished with bench-style workspaces or small, open-plan workstations. Private “huddle rooms” located near adjunct and other faculty offices provide places for heads-down work, while proximity to colleagues helps build a community of practice.

More effective faculty offices and neighborhoods are important contributors to recruiting, engaging and retaining good teachers.



This private office works harder and smarter than ever before by creating specific zones for concentration, contemplation and collaboration.

tips for faculty office communities.

Plan a faculty office space as a part of a neighborhood that supports three core activities: concentration, contemplation and collaboration.

CONCENTRATION

- 1 Freestanding furniture systems adapt to the wide variety of faculty office shapes and sizes, with components to provide worksurface, storage, meeting support, privacy, writing surfaces, worktools support and definition for different zones in the office.
- 2 Ergonomic task chairs support long sessions correcting papers, working on research, writing, etc.
- 3 Secondary worksurfaces that are mobile can do yeoman's work as a collaboration table, a place to array information, additional storage, etc.
- 4 Benching worksurfaces or small-footprint workstations provide much-needed space for part-time faculty, and their open design allows for more interaction with other faculty.

CONTEMPLATION

- 1 Faculty members often choose their office furniture, and furniture systems can provide the function, versatility and aesthetics (wood and wood/steel blends) that meet both faculty desires and institutional standards.
- 2 Small huddle rooms located near open-plan workspaces for contingent faculty provide them with private places for phone calls, student conferences, etc.
- 3 Chairs intended for contemplation should do more than just recline; they should provide good ergonomic support and have easy-to-use adjustments.

COLLABORATION

- 1 An office front porch creates a working buffer zone: a standing-height table hosts impromptu meetings, while confidential materials reside inside the concentration and contemplation zones.
- 2 A faculty resource area provides a place where faculty can prepare for class and meet with students and peers without traveling far from their private offices. Coffee, copy machines and conversation help draw people to the space.
- 3 A work setting allows colleagues to share digital content from laptops, tablet computers, etc., greatly facilitating the collaborative process.
- 4 A teacher needs a writing surface; portable whiteboards are ideal and at times necessary tools for faculty office neighborhoods/communities.

office hours.

Innovative ways to create faculty offices that support the three key types of work that go on in these spaces: concentration, contemplation and collaboration:

CONCENTRATION

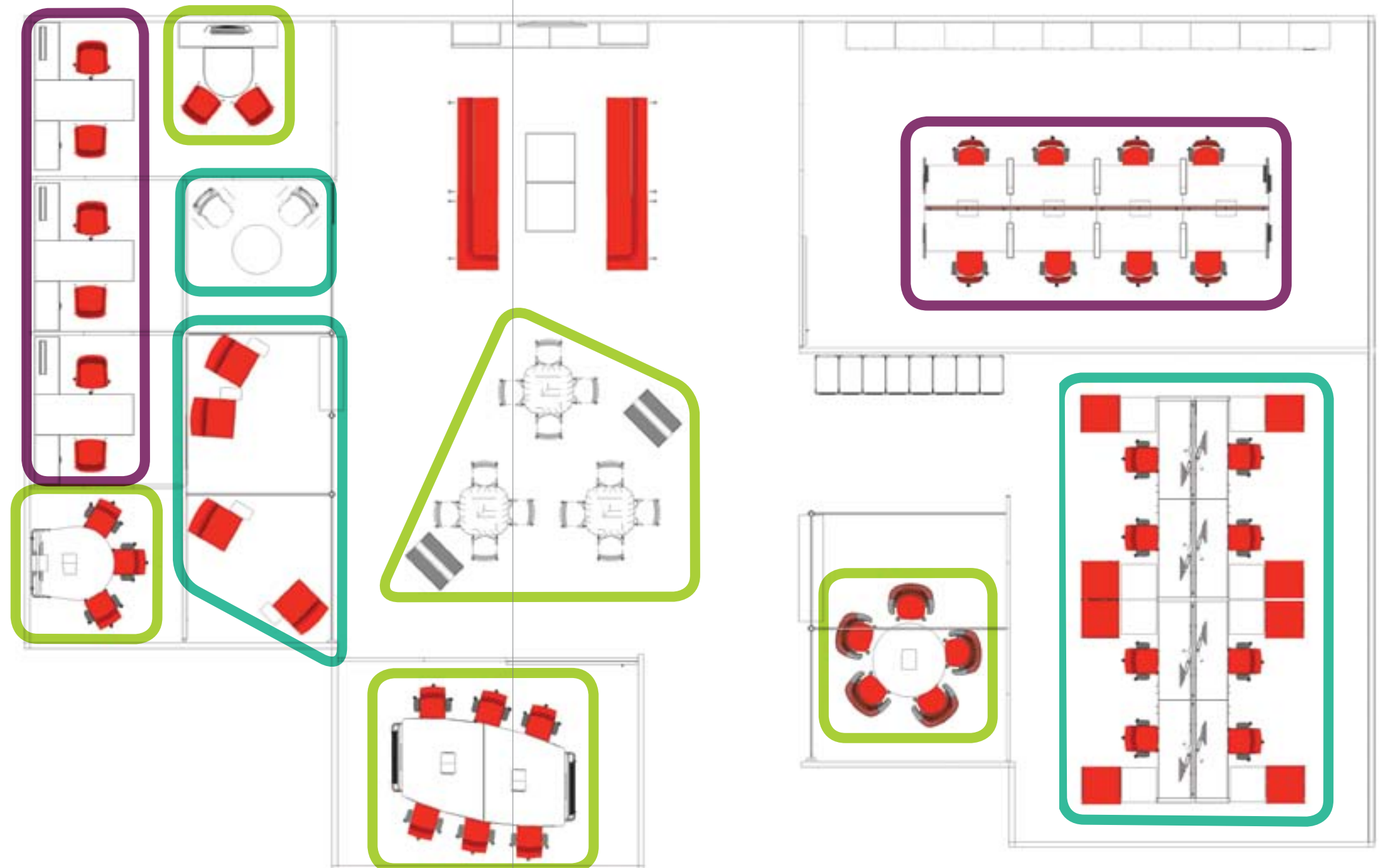
Space for work that needs quiet focus, such as research, reading, grading papers, etc. Typically includes a personal desk, storage and a chair suitable for long hours of task work.

CONTEMPLATION

An area just beyond the private concentration space that supports individual contemplation or a discussion with a peer or student. It's a place for thoughtful contemplation in a more relaxed setting.

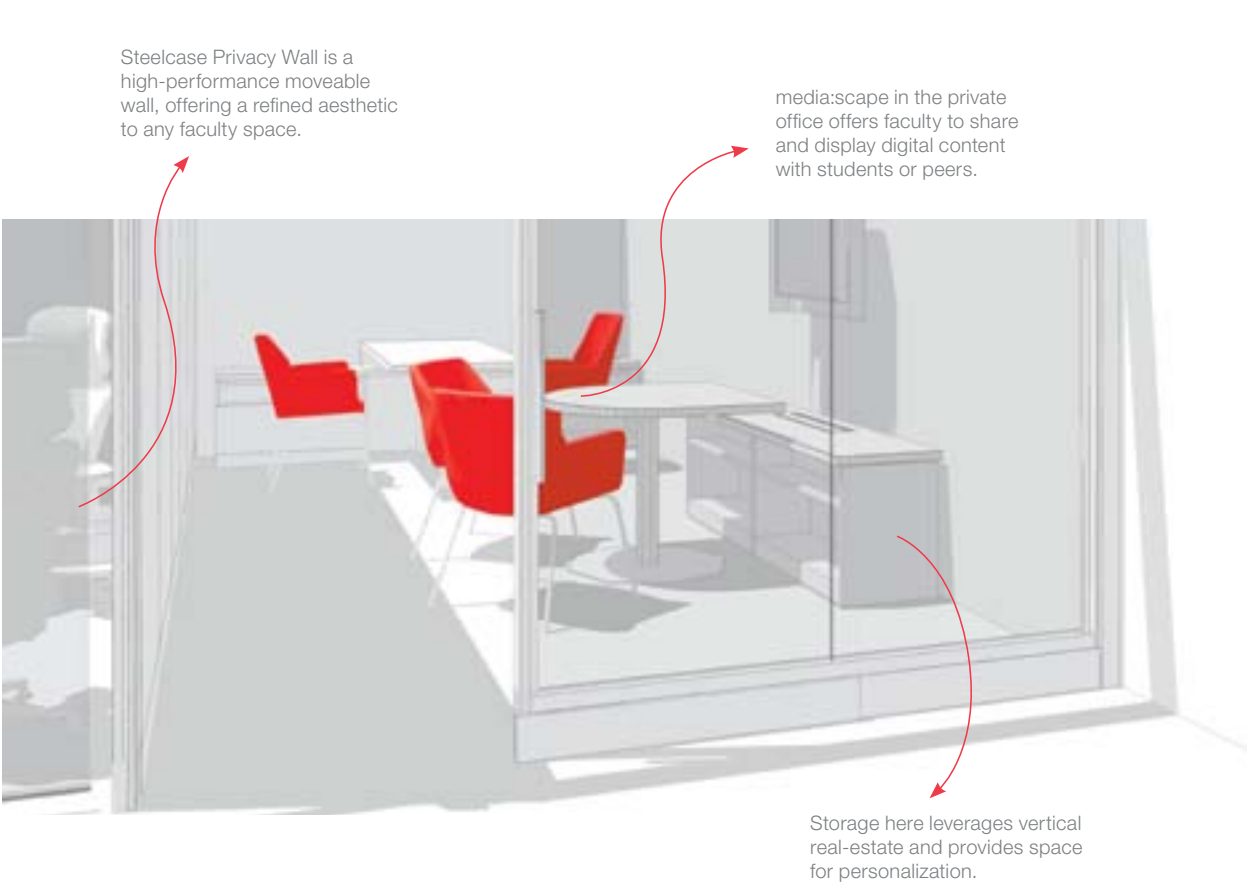
COLLABORATION

A common area designed for collaboration with peers or students, or a front porch area at the entrance to a private office. It welcomes others while keeping files and papers confidential.



faculty office

A private office with for more tenured faculty includes zones designed for concentration, contemplation and collaboration.

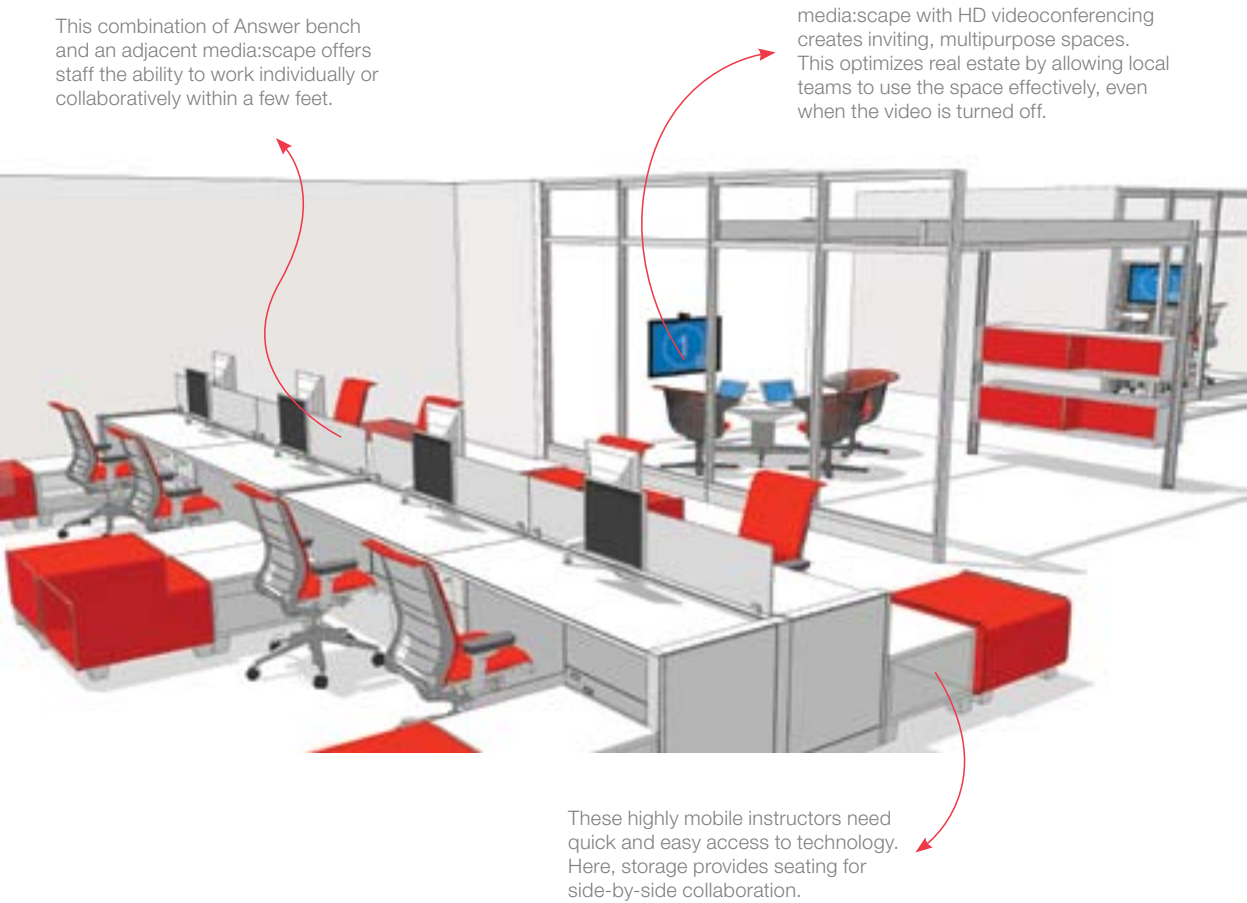


featured products

media:scape.....	117
Capa chair	110
Privacy Wall	129

focus and collaborate

This space is for those instructors who are in and out of the office, moving between teaching classes and catching up on individual work.



featured products

Think chair	99	Details worktools
Jenny lounge	103	Answer system solution
i2i collaborative seating	110	Post and Beam
media:scape.....	117	

customer story.

MOUNT ROYAL COLLEGE, CALGARY, ALBERTA

At Mount Royal College in Calgary, Canada, the college’s International Education Department had grown rapidly. Like programs at many colleges and universities, parts of the IE program had sprouted wherever they could find space—in different buildings, even on different campuses. Yet much of their work was cross-functional. “We wanted to create a better work environment that would bring everyone together,” says Lorna Smith, department director. “We needed to remove the silos between groups, and we didn’t believe we could do this by using a traditional office model.”

“Traditional workplaces primarily support the formal structure of an organization and the explicit processes—what people say they do,” says Robyn Baxter, Steelcase applied research consultant. “Our methodology allows designers to create workplaces that support the informal networks that allow real work to happen, what people really do.” Working closely with project architects from Kasian Kennedy Architecture and Design, the Steelcase team held a strategic intent workshop with IE leadership.

THIS REVEALED THE EXTENT OF THE DEPARTMENT’S COMMUNICATION ISSUES:

- full-time, part-time and project employees often barely knew each other
- communication had to be formally planned or it didn’t happen
- knowledge sharing and mentoring were limited, and curriculum development was slow
- staff often didn’t even know who was in the office on a given day

BASED ON THE FINDINGS, A DESIGN STRATEGY WAS DEVELOPED FOR A NEW ENVIRONMENT:

- central communal space for team building
- views into group spaces for people finding
- spaces to support diverse work processes and storage
- user control over boundaries
- worktools that make it easy to move from one task to the next
- passageways between spaces to allow sharing information and transferring knowledge

As the new department took shape, the spaces earned names, both to explain their purposes and to make them destinations. Reference materials and display technologies are at the Trading Post, which sits beside the Knowledge Gallery, an interactive public area. The central gathering spot is the Information Promenade. Mentoring and coaching nooks are places to meet one-on-one.

Diverse spaces support different needs and workstyles: collaboration and concentration, visibility and privacy, planned and unplanned, permanent and temporary.



The Knowledge Gallery is an interactive public space and host to many impromptu collaborations.



A coaching nook outside a faculty office makes a convenient place for student mentoring.



Private but still a part of the group, an instructor’s office has areas for concentration, contemplation and collaboration.

“The space is forcing us to work as an entire unit, and it has also helped us realize that we need to function differently,” says David Wood, manager of the department’s Languages Institute.

The IE space has become a Mount Royal showpiece. “People seem to be really proud of being able to work in this innovative and creative space,” says Judith Eifert, college vice president of academics. “From an institutional perspective, it’s a very efficient and cost-effective use of space.

“Steelcase really helped us understand how space can be used strategically, and how a well-designed work environment can help organizations meet their business goals.”

Surveys of instructors reveal a changed organization:

87%

believe the new workplace enhances their effectiveness

98%

are satisfied with their access to relevant colleagues

95%

are pleased with space for formal and informal meetings

office & administration: harder- working spaces.

what we observed

Real estate costs are a continuing concern for colleges and universities; leveraging every space is a priority.

The growth of collaborative work means workers can no longer afford to work in silos; schools are looking for ways to improve worker interaction.

Institutions are constantly competing for talent; finding, engaging and retaining top staff and faculty are ongoing challenges.

Colleges are building their brands in a more competitive marketplace; real estate must support the effort by furthering the institution's culture and brand.

Environmental stewardship, including LEED certification, is of importance on campuses to students, faculty and staff.



admin offices: harder-working spaces.

Costs are rising everywhere, and educators are dealing with increased demands from students, faculty and staff. Given an institution's investment in real estate, it's not just learning spaces that need rethinking. Every space on campus, including administrative office spaces, needs to work harder and deliver more per square foot. That means using space to maximize productivity; attract and engage workers; communicate a school's tradition, brand and culture; and foster more collaboration.

The vast majority of workers say having an office that helps attract and retain knowledge workers is important, according to the Steelcase Workplace Satisfaction Survey, an ongoing global survey of attitudes on work issues that has engaged nearly 23,000 respondents at 133 companies. It's the single biggest issue not being addressed—and it's been that way every year since the survey began in 2004.

In the past, most work was individually focused, but today the reverse has become true: 82% of white-collar workers feel they need to partner with others throughout their day to get work done. Knowledge work has become a social activity where workers build on each other's ideas and together create something new.

Reducing office footprints has an upside: density increases interaction. People in workspaces along main circulation routes have nearly 60% more face-to-face communication with other team members than do those in spaces with low visibility.

Teams have to be able to work together and collaborate, so spaces that are reconfigurable and suitable for interaction and information sharing are essential. In a collaborative workplace, people are more aware of what colleagues are doing, they have easy access to each other and it's easier to engage with others in conversation.

An essential part of collaboration is sharing information, and that gets tricky when technology is involved. Projection surfaces, the ability to show a computer screen to others, a means to transfer files simply—these are all concerns in building a truly collaborative workplace.




what we heard.

"Collaboration has been a big topic for the last 10 or 15 years, but people are realizing the different types of collaboration we need to support."

OFFICE WORKER

"More emphasis on more informal, casual spaces for informal get-togethers and cross-fertilization, and less about planned, formal meetings."

OFFICE WORKER



Both c:scape and media:scape create a space that works harder and smarter than ever before by optimizing real estate and offering dynamic collaborative spaces.

tips for administrative offices.

Hardworking administrative office space isn't just smaller—it's smarter. Here are ways to make it so:

- 1 Involve the staff in the planning and design process; they will more quickly embrace workplace changes and, when change happens, become more productive sooner.
- 2 Space saved by decreasing individual workspaces should be returned in shared spaces: impromptu meeting areas, project rooms and/or huddle rooms. Tools in these spaces for information sharing, worksurfaces for group use and vertical surfaces for making work visible are important for collaboration.
- 3 Make group spaces tech smart: the best-used group spaces in any workplace are equipped with power outlets; projection means; and tools for accessing, sharing and displaying information.
- 4 Encourage ad hoc conversations with casual places for thinking and brainstorming.
- 5 Lower panel heights provide more access to daylight, greater visibility for everyone on staff and more open communication.
- 6 Consider benching applications—they help span boundaries that keep communication and collaboration free and easy.
- 7 Make good use of vertical space in workstations for storage, worktools and technology.
- 8 Never underestimate the power of food and beverage to attract people and get them talking. Create a destination café or coffee bar area; these areas support learning, socializing and collaborating.
- 9 Rethink private offices, which usually house the highest-paid workers. As with faculty offices, these offices should be planned for three areas: a zone for conversation by the door, one for collaboration farther inside and one for concentrated work located farthest from the door.
- 10 Use space to foster change, where people can try new ideas and fail safely behind the scenes; project rooms are good places for risk taking and trying out new things.

greater expectations.

Today's workplace has to maximize the use of real estate, attract and engage workers, communicate brand and culture, and foster collaboration and innovation. To help combine these ideas into reality, we offer a floor plan based on insights from designers, architects and Steelcase researchers on how to plan these harder-working spaces.

OPTIMIZE REAL ESTATE

A compressed individual space opens up an opportunity for more collaborative spaces, creating a culture of collaboration and innovation.

FOSTER COLLABORATION

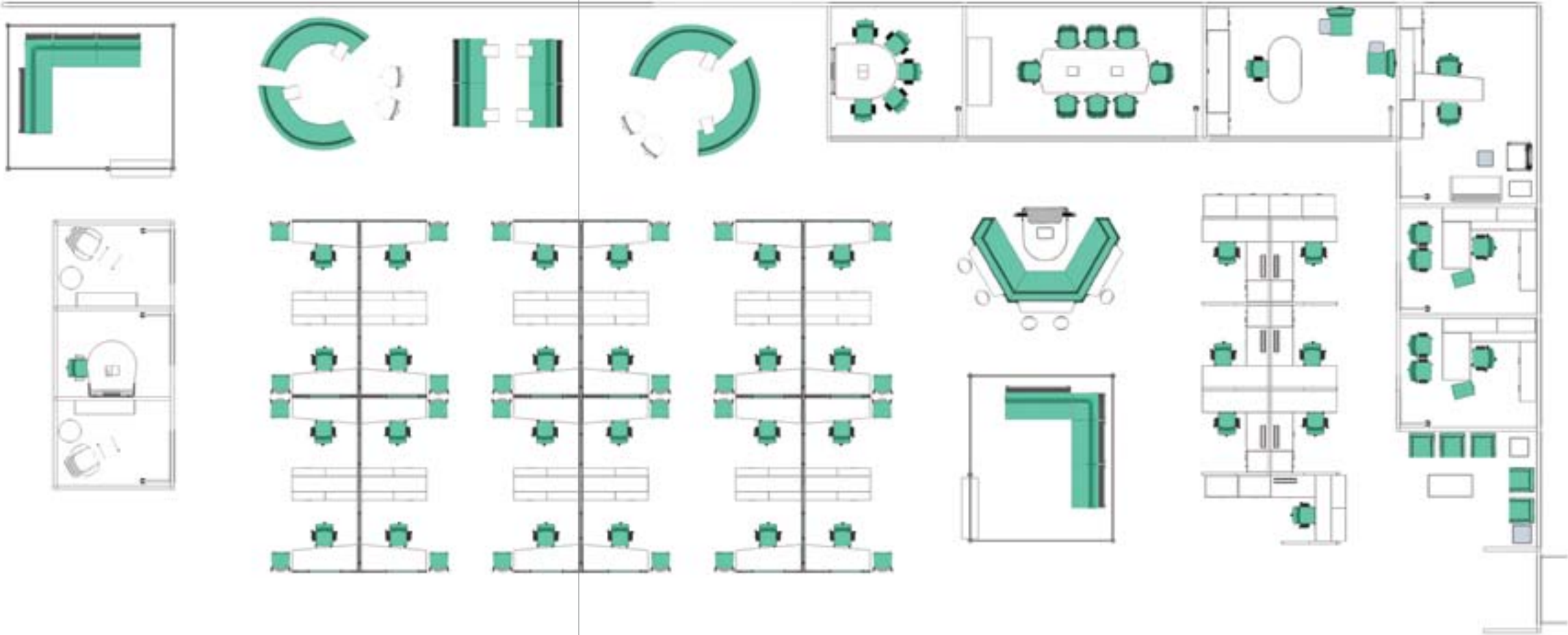
Additional collaborative spaces help people connect to the culture of the institution, to the tools they need to be effective, to their information sources and to each other.

ATTRACT AND ENGAGE WORKERS

Create spaces that give employees a sense of control over their day; spaces for individual work or collaborative work, spaces that are private or social.

REFLECT BRAND AND CULTURE

While it's important to communicate your institution's brand via use of logos and graphics, that's only a part of the solution. Think about the types of spaces you offer, the color palette, the flow of the space and how everything makes a statement about what your institution stands for.



customer story.

UNIVERSITY OF CALIFORNIA, SAN DIEGO, CA

The Housing | Dining | Hospitality department (HDH) at the University of California, San Diego, houses over 11,000 students, staff and faculty, so it’s quite adept at organizing the living and working arrangements of groups of people. But the workspace for the department’s own staff was another story.

The HDH group’s nearly 600 employees were spread out across the campus, often working in “temporary” trailers for years. “We had no real headquarters for our department. To do business with us you had to go to as many as 11 different locations. We needed to bring together the backbone operations, break down the silos, help people communicate and collaborate, and make doing business with us more convenient for our customers,” says Mark P. Cunningham, the department’s executive director.

“It’s amazing the way you can construct a community with a building and furniture.”

DEANN COOMBS,
ASSISTANT DIRECTOR
OF PROCUREMENT
AND CONTRACTS

The solution was a new work environment with more open, collaborative workspaces. The number of private offices was cut in half, and a variety of spaces were created for groups ranging from two to 12 people.

The main furniture elements are c:scape, an innovative Steelcase system, and media:scape, an integrated furniture and technology solution that reshapes how people collaborate. c:scape uses a simple set of components (beam, desk, low- and mid-storage, worktools and screens) to create user-centric spaces. Workers can control privacy without creating barriers, and the 48"-high screens let HDH staffers see and be seen by others. “It’s a unique system that meets the needs of the department and the needs of the building, too,” says Mark Nelson, an architect and project manager at UC San Diego.

“c:scape not only met our criteria but in many ways exceeded them. It’s much more friendly furniture. We can route cabling so it’s hidden, and the environment is very open and collaborative,” says DeAnn Coombs, assistant director of procurement and contracts. The surface of the desk slides forward to reveal the connect zone, which offers easy access to power, data and cord management.

STEELCASE FURNITURE
CONTRIBUTES TO THE EFFORT:

HDH’s new workplace exemplifies the environmental stewardship strategies of the university

- media:scape furniture components are Silver Cradle-to-Cradle™ certified by MBDC with standard options and finishes
- wiring and cabling are PVC- and halogen-free, as well as RoHS compliant
- c:scape is level 2 certified to the BIFMA e3 sustainability standard
- media:scape technology components are RoHS/WEEE-compliant and carry the Energy Star® rating



Open workplaces without high panels often lack adequate storage. “But c:scape has components that stay low and give people enough storage and room to personalize,” says Nelson.

HDH uses media:scape to make sharing information easy for groups of two to eight people. In any of the department’s seven media:scape spaces, HDH employees simply connect one of the media:scape pucks to their laptop and everyone can view what’s on their computer via the integrated monitor at the table. To switch between laptops, they just touch the puck. The large media:scape table is especially popular with large groups. “There’s something about a circular table, the easy connection. It’s packed all the time,” says Cunningham.

The combination of a more open workplace, c:scape and media:scape has proven effective more quickly than even Cunningham expected. “We thought it would take six months to a year for people to embrace this new office,” he says. “It’s been just three months, and information flows faster now, and that’s a huge benefit. You see people working with media:scape, and people walk by and they ask questions. We had no idea it could work this well, but it seems so apparent now. It’s amazing the way you can construct a community with a building and furniture.”

Says building manager Athena Simpson, “This furniture has without a doubt increased productivity, improved staff relations and boosted morale.”

Coombs says the collaborative atmosphere rubs off on visitors, vendors and colleagues from other departments. “People all the time say, ‘Oh, this is such a great environment.’ It makes them curious about what we’re doing. People in other divisions used to come in and go out of purchasing quickly. Now they ask what we’re doing and they’re more appreciative of what we do.”

**product
solutions.**

seating.

seating

CLASSROOM, COMPUTER LAB, CAFÉ

Max Stacker® by Steelcase

List Price Starting at: \$162

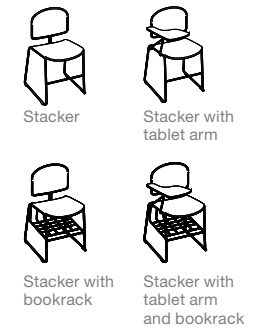


FEATURES AND BENEFITS

- Stacks 12-high on the floor; 45-high on a dolly
- Structural steel frame and contoured plastic seat and back

OPTIONS

- Transportation and storage dolly
- Tablet arm
- Bookrack
- Alignment device
- For detailed product information please see Steelcase Seating Specification Guide



Max Stacker® II by Steelcase

List Price Starting at: \$193

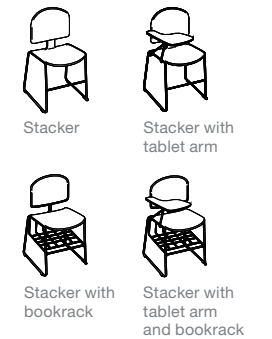


FEATURES AND BENEFITS

- Chairstacks: 35-high non-upholstered; 25-high upholstered
- Ganging device

OPTIONS

- Soft glides
- Upholstered seat and back
- Tablet arm
- Bookrack
- Storage/transport dolly
- Seat and back shell available in eight colors
- Frame finish available in chrome, black, coffee and graphite
- For detailed product information please see Steelcase Seating Specification Guide



Player by Steelcase

List Price Starting at: \$326



FEATURES AND BENEFITS

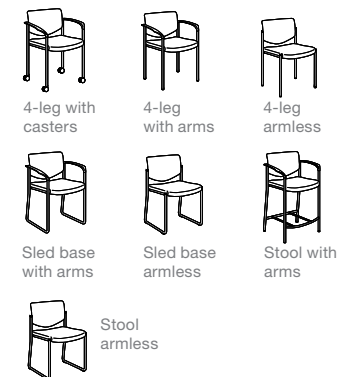
- 4-leg stacks: 8-high on the dolly; 6-high on floor
- Reinforced steel frame for durability
- Fully upholstered outer back

OPTIONS

- Fixed arms; armless
- Smooth or textured arm finish
- High back and thick seat options
- Tablet arm

(options continued)

- Bookrack
- Soft glides
- 4-leg model available with casters (not recommended for stacking)
- Ganging device
- Alignment device
- Storage/transport dolly
- Frame finish available in black, coffee, platinum
- Stool version (does not stack)
- Sled base version (does not stack)



X-Stack® by Coalesse

List Price Starting at: \$332

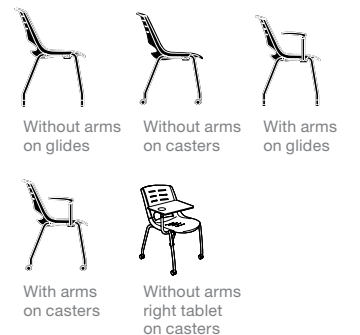


FEATURES AND BENEFITS

- Soft comfort of co-molded TPU and glass-filled nylon chair body
- TPU offers the comfort of upholstery without the cost or maintenance of a more upholstered
- TPU is soft and flexes with user contact points for individual comfort and support
- TPU is durable material that is inherently resistant to stains and easy to clean
- Naturally CAL 133 compliant
- Stack 4-with arms; 5-high without arms

OPTIONS

- Casters
- Glides
- Arm
- Armless
- 4 colors of TPU
- 1 color shell
- 2 frame colors
- Cupholder



Cachet® by Steelcase

List Price Starting at: \$390



FEATURES AND BENEFITS

- Balanced action rocker mechanism allows the chair to respond to the user's movements
- Slotted seat and back absorb and evenly distribute body weight

OPTIONS

- Stacks 5-high on floor; 20-high on dolly
- Soft casters
- CAL 133
- Storage dolly
- Upholstered package for seat or back
- Ganging and alignment device
- For detailed product information please see Steelcase Seating Specification Guide



Domino by Turnstone

List Price Starting at: \$113

(Sold in a set of 4 chairs at \$452)



FEATURES AND BENEFITS

- Stacks 20-high
- Glide base is designed to gang
- Perforated backrest and seat

OPTIONS

- Upholstered seat and back cushions
- Storage/transport dolly
- For detailed product information please see Turnstone Specification Guide



Stacked



Transport dolly



Seat and back cushion



Seat cushion

Uno™ by Steelcase

List Price Starting at: \$486



FEATURES AND BENEFITS

- Unique and comfortable hammock design harnesses body motion
- Perfect for conference and teaming spaces
- Designed by renowned sculptor Charles Perry

OPTIONS

- Two back heights
- Glides
- Stool kit
- For detailed product information please see Steelcase Seating Specification Guide



Highback



Mid-back



Stool

Rocky™ by Coalesse

List Price Starting at: \$583



FEATURES AND BENEFITS

- Hip pivoting springs allow the chair to respond to the user's movements
- Contoured back and seat offer comfort even without upholstery
- Pneumatic height adjustment
- Graphite base

OPTIONS

- Instructor/lab stool
- Non-upholstered
- Upholstered seat
- Upholstered seat and back
- 2 shell colors (graphite and white)
- Jury base
- Five-star base/light scale task
- For detailed product information please see Coalesse Specification Guide-Seating



Five-star base



4-star nesting base



Five-star stool base

cobi™ by Steelcase

List Price Starting at: \$626



FEATURES AND BENEFITS

- Weight-activated mechanism responds to user movement to support body
- Passive flexible seated edge moves as your body moves
- Flexible back
- Soft edge on top of back and open arms allowing for alternative posture

OPTIONS

- Plastic finish available in black, near black, white and platinum
- Sewn cushion
- Armless
- Stool
- Soft roll control casters
- For detailed product information please see Steelcase Seating Specification Guide



Without arms



With arms



Stool without arms



Stool with arms

Protégé by Steelcase

List Price Starting at: \$676



FEATURES AND BENEFITS

- Advanced swivel-tilt mechanism
- Adjustable back recline tension
- Upright back lock
- Pneumatic seat height

OPTIONS

- Fixed arms
- Fixed arms; armless
- Tubular steel arms or soft arm pads
- Plastic outer back; upholstered outer back
- Fixed height swivel base
- Matching guest chair
- For detailed product information please see Steelcase Seating Specification Guide



Work chair



Sled-base guest

Move™ by Steelcase

List Price Starting at: \$207



FEATURES AND BENEFITS

- Stackable side chair with dynamic seat for superior comfort
- Stacks 5-high on the floor; 10-high on a dolly
- Structural steel frame
- Upholstered or plastic back
- Cantilevered arms to accommodate alternative postures
- Gold Cradle to Cradle™ Certification for environmental performance from MBDC

OPTIONS

- Available as a stool
- Transportation dolly
- Ganging and alignment device
- Wallsaver
- Casters or glides
- For detailed product information please see Steelcase Seating Specification Guide



Plastic back and seat without arms



Without arms



With arms



Stool without arms



Stool with arms

Crew by Turnstone

List Price Starting at: \$334



FEATURES AND BENEFITS

- Fully upholstered back
- Wood back—available in 3 finishes
- Stacks 4-high
- Designed by Briane Kane

OPTIONS

- Platinum arms and frame
- Upholstered outer back
- Available in stool version
- For detailed product information please see Turnstone Specification Guide-Seating



Armless guest chair with glides



Armless guest chair with casters



Guest chairs with arms with glides



Guest chairs with arms with casters

Sorrel™ by Nurture

List Price Starting at: \$269



FEATURES AND BENEFITS

- Slim, space-conscious stackable seating
- Structural steel frame
- Upholstered or wood back
- Platisol arms
- Stacks 6 high on the floor and 10 high on a dolly; bariatric stacks 4 high
- Field replaceable covers and components

OPTIONS

- Stack, bariatric stack and easy access hip height options
- Easy access
- Ganging brackets
- Front casters
- Storage and transport dolly
- Contrasting textiles
- Moisture barrier
- For detailed product information please see Nurture Seating Specification Guide



Stacking without arms



Stacking with arms



Easy access chair



Bariatric stacking with arms

Emu Round by Coalesse

List Price Starting at: \$364

(Sold in a set of 4 chairs at \$1456)



FEATURES AND BENEFITS

- Designed by Paola Navone (Ivy)
- Designed by Christoph Pillet (round)
- Elemental design of snug and comfortable shapes, representing a simple, contemporary style (round)
- Rounded profiles provide soft seats (round)
- Designed by Patricia Urquiola (re-trouve)
- Designed by Rodolfo Dordoni (cross)
- Combines metals to form the shapes, cushions to give them softness and aluminum to support the structures (cross)

(features and benefits continued)

- Designed by Jean-Marie Massaud (heaven)
- Features a metal mesh that is woven like a fabric (heaven)
- Optional outdoor and indoor cushions
- Side chair stacks 10 high (ivy)
- 100% recyclable (ivy, heaven, round, cross, re-trouve)
- Comprehensive statement of line for many applications

OPTIONS

- Stool height available (round)
- Multiple powder coat colors available (ivy, heaven, round, re-trouve)
- White powder coat available with option of white or polished aluminum legs (cross)
- For detailed product information please see Coalesse Seating Specification Guide

Crushed Can by Turnstone

List Price Starting at: \$174



FEATURES AND BENEFITS

- Can be used as a footstool, backrest, laptop spot, place to perch—or anything else that comes to mind
- Upholstered body
- Black vinyl top and bottom

OPTIONS

- Handle for easy moving
- Available in three sizes: small, medium and large
- For detailed product information please see Turnstone Furniture Specification Guide

Kart® by Coalesse

List Price Starting at: \$672



FEATURES AND BENEFITS

- Patented four-star base
- Pneumatic height adjustment
- Adjustable back tension
- Nesting for maximum storage
- Stackable version stacks 6 high
- 100% recyclable

OPTIONS

- Casters
- Stool and stool with casters
- Tablet arm
- Offered with or without arms
- Non-upholstered or upholstered seat
- Non-upholstered seat offered in black and grey
- Swiveling and returning jury base available
- Leash to contain 10 nesting chairs for easy movement
- Dolly available



With arms



Without arms



Nested



Stool on casters with arms



Stool on casters without arms



Stacking chair with arms



Stool with arms

Lyric™ by Coalesse

List Price Starting at: \$400



FEATURES AND BENEFITS

- Flexible blow-molded shell offers personalized comfort with armless version
- Fun, bright colors
- Swedged frame adds tailored design
- Stacks 4-high on floor/ 10-high on dolly

OPTIONS

- Arms
- Armless
- Non-upholstered
- Upholstered seat
- Fully upholstered
- 5 shell colors
- Standard Vecta powder coat paint colors
- Dolly available



Arms



Armless

node by Steelcase

List Price Starting at: \$373



FEATURES AND BENEFITS

- Highly mobile
- Flexible seat
- Swiveling seat and personal worksurface
- Personal worksurface is adjustable, non-handed, and large enough to support digital and analog resources
- Base and arms provide storage for backpack and other items
- Comfort without upholstery for easy maintenance
- Assembles in 30 seconds

OPTIONS

- Hard casters, soft casters and glides available
- Available with or without worksurface
- Seat available in 12 colors
- Tripod base available in three colors
- Worksurface available in five colors
- For detailed product information please see Steelcase Seating Specification Guide



Without worksurface



With worksurface



Five-star base



Stool

Enea™ Lottus by Coalesse

List Price Starting at: \$317



FEATURES AND BENEFITS

- Comprehensive statement of line for many applications
- Suitable for training room, classrooms, café, guest, and side
- Steel frame and poly shell offer durability
- International design offers great alternative to traditional stackers

OPTIONS

- Stool
- 4-leg
- Arm
- Armless
- For detailed product information please see Coalesse Seating Specification Guide
- 10 plastic color options available



Armless chair



Cantilever arm chair



Aluminum loop arm chair



Sled base counter-height stool



Sled base bar-height stool



Post base counter-height stool



Post base bar-height stool



Stacking dolly

Enea™ Guest Stacker by Coalesse

List Price Starting at: \$446



FEATURES AND BENEFITS

- Designed by Spanish designer Joseph Llusca
- Top-selling chair that can stack up to 9 high without tablets or 6 high with tablets
- Higher back height (33.25") gives it a greater level of comfort than standard side chairs
- SCS Indoor Advantage Gold Certified
- 82.6% recyclable/18.8% recycled Content

OPTIONS

- Offered in arm or armless
- Available in two standard powder coat finishes: black and silver metallic
- Hand-stitched black belt leather seat and back model available
- Frame available in black gloss, white gloss, and silver metallic
- Upholstered seat and back models
- Wood seat and back models
- 9 plastic colors available for seat and back
- Rapid 10-day delivery available on select models



Upholstered seat and back



Upholstered seat and wood back



Wood seat and back armless



4-leg bar stool

Reply® by Steelcase

List Price Starting at: \$629



FEATURES AND BENEFITS

- Simple and easy-to-use controls
- Syncro-tilt mechanism
- Pneumatic seat height adjustment
- Seat depth adjustment
- Multi-position back lock
- Back tension adjustment
- Indoor Advantage Gold certified from Scientific Certification Systems
- Level 2 certified and NF Environment certified

OPTIONS

- Adjustable back height is standard on upholstered back task chairs; optional height-adjustable lumbar is offered on mesh back task chairs
- Mesh back: choose from nine mesh colors: Black, Grey, White, Red, Royal Blue, Apple Green, Orange, Bright Purple, and Sable.
- Arm options: available in fully adjustable (height, pivot and depth) arms, height-adjustment arms, and armless



Mesh back without arms



Fully upholstered without arms



Guest mesh back with arms



Guest mesh back without arms



Guest fully upholstered with arms



Guest fully upholstered without arms

Leap® by Steelcase

List Price Starting at: \$1134



FEATURES AND BENEFITS

- Natural Glide System™ allows user to recline and stay oriented to work
- Live Back™ changes shape to mimic user's spinal motion
- Upper and lower back controls
- Adjustable lumbar support
- 5-position back stop
- Labeled controls Pneumatic seat height
- Adjustable seat depth
- Height, width, pivot and depth adjustable arms

OPTIONS

- Stool
- Soft casters
- CAL 133
- Platinum, black and midnight finish colors
- Height-adjustable arm or armless
- Standard upholstery and 3D knit back



Fully upholstered



3D knit back



Stool fully upholstered



Stool 3D knit back

Criterion by Steelcase

List Price Starting at: \$841



FEATURES AND BENEFITS

- Soft curves and pleasing contours provide all-day comfort
- Variable back stop
- Adjustable back tension
- Seat angle adjustment
- Pneumatic seat height
- Adjustable back height
- Adjustable seat depth
- Fully adjustable arms for maximum fit, comfort and support with several options

OPTIONS

- Available in solid construction and in sewn vinyl upholstery, which means spills, marks, and messes clean up easily



Highback



Mid-back



Highback fully upholstered



Stool highback



Stool mid-back

Jack by Turnstone

List Price Starting at: \$265



FEATURES AND BENEFITS

- Durable plastic outer back and a contoured seat for added comfort
- Swivel mechanism
- Pneumatic height adjustment
- SCS Indoor Advantage certified and level 1 certified

OPTIONS

- Optional features: synchro-tilt mechanism, adjustable back height, tilt tension, adjustable seat depth, fixed height T-arms, height and maintenance width adjustable T-arms, stool kit with swivel mechanism, soft casters, and glides



With arms



Without arms



Stool with arms



Stool without arms

a la carte by Steelcase

List Price Starting at: \$290



FEATURES AND BENEFITS

- Clean design with its round and square tapered backs
- Swivel mechanism
- Pneumatic height adjustment
- Adjustable seat depth via the back
- SCS Indoor Advantage certified for indoor air quality

OPTIONS

- Optional features: adjustable back height, swivel-tilt, synchro-tilt, height and width adjustable arms, stool kit, fixed T-arms and width adjustable C-arms



Modified round-back



Round-back mid-back



Stool square-back mid-back



Stool round-back mid-back



Round-back highback



Square-back mid-back



Square-back highback



Guest square back



Guest round back

Think® by Steelcase

List Price Starting at: \$808



FEATURES AND BENEFITS

- Adjustable lumbar support
- Pneumatic seat height
- Adjustable seat depth
- Flexible seat edge relieves pressure on back and legs
- Height, width, pivot and depth adjustable arms
- Up to 99% recyclable
- Easily disassembles for recycling
- Designed by Oliver Löw

OPTIONS

- Fixed arm and armless
- Adjustable headrest
- Soft casters
- CAL 133
- Polished aluminum base
- Standard upholstery and 3D knit back



3D back



Stool 3D back



Fully upholstered



Stool fully upholstered

Drive by Steelcase

List Price Starting at: \$987



FEATURES AND BENEFITS

- Adjustable lumbar support
- Adjustable seat depth
- Adjustable seat angle
- Adjustable back tension
- Upright back-lock
- Pneumatic seat height adjustment
- SCS Indoor Advantage certified

OPTIONS

- Arm options: height-width-pivot-adjustable arms, height-width-adjustable arms, and height-adjustable task arms



With arms

Crew by Turnstone

List Price Starting at: \$537



FEATURES AND BENEFITS

- All-day comfort and a high level of performance with simple, intuitive controls
- Classic and refined
- Synchro-tilt mechanism
- Pneumatic height adjustment
- Back height adjustment
- Upright back lock and tilt tension
- Plastic outer back
- Black arms and base
- SCS Indoor Advantage Indoor Air Quality Certified and level certified

OPTIONS

- Optional features: seat depth adjustment, fixed-height T-arms, height and width adjustable T-arms, height-width pivot T-arms, upholstered outer back, platinum arms and base, and stool kit
- Matching guest chair



Full-back task chair armless



Full-back task chair with T-arms



Full-back task chair with seat depth armless



Full-Back Task Chair with Seat Depth with T-Arms



Full-back task stools armless



Full-back task stools with T-arms



Guest with arms



Guest without arms

Jersey® by Steelcase

List Price Starting at: \$781



FEATURES AND BENEFITS

- Synchro-tilt mechanism
- Adjustable back recline tension
- Upright back lock
- Pneumatic seat height
- Adjustable seat depth
- Three-position seat angle adjustment
- Height, width and pivot adjustable arms
- Designed by Brian Kane

OPTIONS

- Height, width, pivot adjustable arms; height-adjustable arms; fixed arms; armless
- Mesh back available in nine colors
- Soft casters
- Frame finish available in black and platinum
- For detailed product information please see Steelcase Seating Specification Guide



Multi-use glides with arms



Multi-use glides without arms



Swivel with arms



Multi-use casters with arms



Multi-use casters without arms



Swivel without arms

Amia™ by Steelcase

List Price Starting at: \$743



FEATURES AND BENEFITS

- Live Lumbar™ system of flexors to fit spine
- Flexible seat edge that relieves pressure on back and legs
- Adjustable seat depth
- Adjustable back tension
- Back lock
- 4-way adjustable arms
- Gold Cradle to Cradle™ Certification for environmental performance from MBDC

OPTIONS

- Platinum and black finish colors
- Sewn cushion
- Polished aluminum base
- Available in stool version
- Standard upholstery and 3D knit back
- Height-adjustable arm or armless
- Soft casters
- Cal 133
- For detailed product information please see Steelcase Seating Specification Guide



Fully upholstered



Knit back



Stool fully upholstered



Stool knit back



Ripple™ by Coalesse

List Price Starting at: \$717

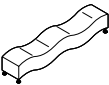


FEATURES AND BENEFITS

- Undulating bench creates a sculptural and playful response to waiting postures
- Soft edges for friendly feel
- Height-adjustable leveling glides with stainless steel finish

OPTIONS

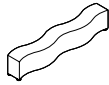
- Wave and flat seat models
- Ganging devices
- Optional contrasting textiles
- Two size options
- For detailed product information please see Coalesse Seating Specification Guide



Wave seat upholstered



Little ripple flat seat



Flat seat upholstered



Little ripple wave seat

Topo by Coalesse

List Price Starting at: \$938



FEATURES AND BENEFITS

- Appropriately scaled for meeting tables or to fit within workstations
- Ideal blend of function and appeal

OPTIONS

- Optional contrasting fabrics
- Available with glides or casters
- For detailed product information please see Coalesse Seating Specification Guide



Lounge



Mobile Lounge



Lounge jr.



Mobile Lounge jr.

Brayton Circa by Coalesse

List Price Starting at: \$1074



FEATURES AND BENEFITS

- Encourages freedom of configuration and flexibility of design with elements that lend themselves to great functionality
- Modular lounge seating
- Fine stitching detail
- Expressive wood grains

OPTIONS

- Standard wood legs available in walnut or maple
- Legs optionally available in black gloss, graphite gloss, arctic white gloss, midnight brown gloss, platinum gloss, and metal
- Optional contrasting textiles available
- For detailed product information please see Coalesse Seating Specification Guide



30° facing wedge seat



60° wedge loveseat



Straight seat chair



Wedge bench



Wedge bench



Wedge bench



Wedge bench



Straight loveseat



straight bench

Coupe by Coalesse

List Price Starting at: \$1178

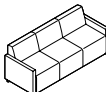


FEATURES AND BENEFITS

- Versatile lounge seating that is adaptable to multiple environments and spatial needs
- Standard solid beech legs
- Crisp lines and top-stitch upholstery seams
- Environmental-friendly with PBDE-free foam and plywood tab construction

OPTIONS

- Casters
- Tablet arm
- Wood panels
- Optional brushed aluminum, acrylic clear or powder coated legs in black, white, or graphite available
- Array of textile selections
- For detailed product information please see Coalesse Seating Specification Guide



Three-seat sofa



Ottoman



Loveseat



Chair

Swathmore by Coalesse

List Price Starting at: \$1206



FEATURES AND BENEFITS

- Solid maple legs with metal glides
- Pivoting laminate worksurface tablet standard on mobile models
- Black steel push handle

OPTIONS

- 27 standard wood finishes
- Larger scale models
- Dual black wheel casters
- Optional wood arm caps
- Optional contrasting textiles available
- For detailed product information please see Coalesse Seating Specification Guide



Three-seat sofa



Two-seat sofa



Chair

Sidewalk by Coalesse

List Price Starting at: \$1276



FEATURES AND BENEFITS

- Versatile seating with “Go glide” cast silver powder coat glide body with non-adjustable polyethylene glide
- Frames utilize unibody construction with finger jointed plywood
- Award winning plywood tab internal construction
- Roominess not commonly found in mobile seating
- Double needle top stitch seams and an attractive pull detail on the back

OPTIONS

- “No Go” 1/2" adjustable polyethylene leveling glide available by request
- High or low back
- Casters
- Optional extra pivoter available to allow right or left handed use of tablet
- Optional cupholder
- Optional side storage available for tablet when not in use
- For detailed product information please see Coalesse Seating Specification Guide



Two seat



Lowback chair



Highback chair



Lowback chair with tablet



Highback chair with tablet



Arm Bolster

Traditional Lounge Chair by Nurture

List Price Starting at: \$1232



FEATURES AND BENEFITS

- Conventional styling featuring high or low back side-wing styling on the arm chairs
- Hard wood frame
- Two leg styles are available: Queen Anne and Chippendale
- Clean out space between seat and back

OPTIONS

- Perimeter Guard on legs to provide long-term protection
- Soft Seat
- Contrasting textiles
- Moisture barrier



Sofa



Single-seat highback



Wide single-seat



Single-seat

Jenny Lounge by Turnstone

List Price Starting at: \$1022



FEATURES AND BENEFITS

- Designed by Briane Kane
- Wide range of aesthetic choices creates a solution for any space
- With or without arms or ottomans, tables or tablet arms, can configure as a chair, loveseat, or couch—as many sections as you wish
- Black legs
- Brushed aluminum legs (Jenny Round only)
- SCS Indoor Advantage Gold Certified

OPTIONS

- Optional features: casters, brushed aluminum or wood legs, tablet arm, and multiple fabrics and leather



Club

Mitra® Side Chair by Nurture

List Price Starting at: \$792



FEATURES AND BENEFITS

- Energetic curves with a slim design
- Wood frame with steam bent curves
- Wall saver design
- Structural inner steel frame
- Active webbed seat suspension
- Clean out space between seat and back
- Wood or plastisol arm caps featuring pommel design
- Field replaceable covers and components

OPTIONS

- Bariatric
- High Back Patient
- Freestanding tables
- Contrasting textiles
- Moisture barrier
- For detailed product information please see Nurture Seating Specification Guide



Single-seat

Loria™ Lounge Chair by Nurture

List Price Starting at: \$1446



FEATURES AND BENEFITS

- Lounge seating with matching ottoman provide a comfortable and relaxing environment
- Hard wood frame, pinned and glued for long-term durability
- No-sag seat suspension
- Italian webbing back suspension
- Removable seat cushion

OPTIONS

- Contrasting fabrics
- Moisture barrier
- For detailed product information please see Nurture Seating Specification Guide



Loria



Ottoman

Flute™ by Nurture

List Price Starting at: \$1446



FEATURES AND BENEFITS

- Lounge seating provides a comfortable and relaxing environment
- Hard wood frame, pinned and glued for long-term durability
- No-sag seat suspension
- Italian webbing back suspension
- Removable seat cushion

OPTIONS

- Contrasting fabrics
- Moisture barrier
- For detailed product information please see Nurture Seating Specification Guide



Flute

Bix by Coalesse

List Price Starting at: \$1341



FEATURES AND BENEFITS

- “Lounge-based” work settings that host teams and technology in comfort
- Refined system of seating and tables that includes convenient connections to power, voice and data
- Lounge legs feature an adjustable glide
- Back screens feature hidden zipper detail

OPTIONS

- Service tray
- Contrasting textiles available
- Translucent privacy screen
- Power/Voice/Data
- For detailed product information please see Coalesse Seating Specification Guide



Lounge chair with back screen



Lounge chair



Lounge with arms

Migrations by Coalesse

List Price Starting at: \$1343



FEATURES AND BENEFITS

- Constructed of welded tubular steel frame
- Ergonomically-designed armrests
- Pivoting worksurface tablet
- Mobility package rotates 360

OPTIONS

- Stationary or mobile models are available
- Closed or open storage area
- Optional contrasting textiles available
- 98% recyclable
- For detailed product information please see Coalesse Seating Specification Guide



Square open



Square open/tablet



Square closed



Square closed/tablet

Asana™ by Nurture

List Price Starting at: \$1713



FEATURES AND BENEFITS

- Completely upholstered lounge seating with rolled arm design
- Welting accents that define the back, front and front edges of the arms
- Open space below seat allows the user to get their heels under the seat for leverage
- Clean out space between seat and back

OPTIONS

- Contrasting textiles
- Moisture barrier
- For detailed product information please see Nurture Seating Specification Guide



Single-seat

Donovan by Coalesse

List Price Starting at: \$1673



FEATURES AND BENEFITS

- Lifetime warranty on internal frame
- Solid maple legs
- Back pleat standard in black denim
- Button on front and back

OPTIONS

- 27 custom wood finishes
- Contrasting back pleat
- Contrasting button on front and back
- One, two and three seat models
- For detailed product information please see Coalesse Seating Specification Guide



Three-seat sofa



Chair



Two-seat sofa

Alina by Coalesse

List Price Starting at: \$1723



FEATURES AND BENEFITS

- Multiple densities of polyurethane foam and polyester fiber on seat, back and arms
- Standard legs are solid maple with non-adjustable glides
- Top stitching used on every seam

OPTIONS

- Contrasting textiles available
- For detailed product information please see Coalesse Seating Specification Guide



Chair



Ottoman

Joel by Coalesse

List Price Starting at: \$1698



FEATURES AND BENEFITS

- Design details foster craft and uniqueness in a classic form
- Auto return swivel base
- Polished chrome plated steel base standard
- Crafted with double-needle stitching
- Two-piece construction

OPTIONS

- Available in fabric or leather
- For detailed product information please see Coalesse Seating Specification Guide



Joel

Astor by Coalesse

List Price Starting at: \$1706



FEATURES AND BENEFITS

- Loose cushions standard
- Custom match wood finishes

OPTIONS

- 27 standard wood finishes
- Arm pillows and attachment straps
- Contrasting textiles
- For detailed product information please see Coalesse Seating Specification Guide



Three-seat sofa



Chair



Two-seat sofa

Brayton Thoughtful™ by Coalesse

List Price Starting at: \$1745



FEATURES AND BENEFITS

- Maple or Walnut legs
- Double needle stitching

OPTIONS

- Maple legs can be ordered in 27 standard finishes
- Walnut legs are available in 2 standard finishes
- Contrasting welt and textiles available
- For detailed product information please see Coalesse Seating Specification Guide



Long sofa



Lounge chair



Medium sofa



Ottoman



Small sofa

Herren by Coalesse

List Price Starting at: \$1842



FEATURES AND BENEFITS

- Lounge seating constructed of selected hardwood frame
- Exposed solid maple legs with glides

OPTIONS

- Available in 27 standard wood finishes
- One, two and three seat models
- For detailed product information please see Coalesse Seating Specification Guide



Three-seat sofa



Two-seat sofa



Chair

Davos™ by Coalesse

List Price Starting at: \$1794



FEATURES AND BENEFITS

- Fully upholstered on all sides
- Underside is always leather
- Upper leather/upholstery and underside leather are specified separately, to allow matching top and bottom or different top and bottom for a unique appearance

OPTIONS

- Fabric and leather options
- Nine colors of Eco Leather for the underside
- For detailed product information please see Coalesse Seating Specification Guide



Chair



Large bench



Medium bench



Small bench

Archipelago by Coalesse

List Price Starting at: \$1774



FEATURES AND BENEFITS

- Tablet arms available
- Seat and back are fully upholstered

OPTIONS

- Casters or glides
- Upholstered or tablet arms
- Tablet arms are wood or laminate with black cast resilient edge
- Lounge chairs may be specified individually, or connected with arms and tables
- For detailed product information please see Coalesse Seating Specification Guide



32" w straight lounge



28" w right section lounge



28" w left section lounge



24" w straight section

Pasio by Coalesse

List Price Starting at: \$1862

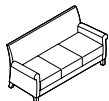


FEATURES AND BENEFITS

- Solid maple legs
- Coordinating one, two and three seat versions

OPTIONS

- Contrasting textiles and welt available
- Pillow(s) add to comfort
- Custom wood finishes
- For detailed product information please see Coalesse Seating Specification Guide



Three seat sofa



Chair



Two-seat sofa



Pillow

Switch™ by Coalesse

List Price Starting at: \$1860

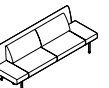


FEATURES AND BENEFITS

- One, two and three seat models available
- Two seat with extensions up to 96" wide
- Loose cushions
- Satin steel leg finish

OPTIONS

- Cushion attachments
- Arm bolsters
- Contrasting textiles
- Attachment straps available
- For detailed product information please see Coalesse Seating Specification Guide



Two-seat with extensions



Chair



Arm bolster



Three-seat



Two-seat

Stiletto by Coalesse

List Price Starting at: \$2009

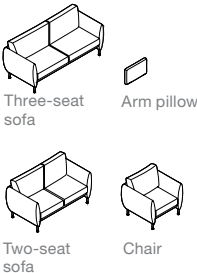


FEATURES AND BENEFITS

- Mirror chrome finish on legs
- Legs have fixed glides attached
- Loose cushions
- Double needle stitching detail
- One, two and three seat models

OPTIONS

- Arm pillows
- Attachment straps
- Contrasting textiles
- For detailed product information please see Coalesse Seating Specification Guide



Palermo™ by Coalesse

List Price Starting at: \$2038

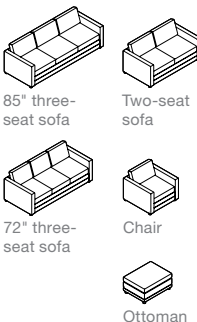


FEATURES AND BENEFITS

- Loose seat and back cushions
- One, two and three seat models

OPTIONS

- Contrasting textiles
- 72" or 85" three seat versions
- Optional cushion attachments
- For detailed product information please see Coalesse Seating Specification Guide



Detour by Coalesse

List Price Starting at: \$2065

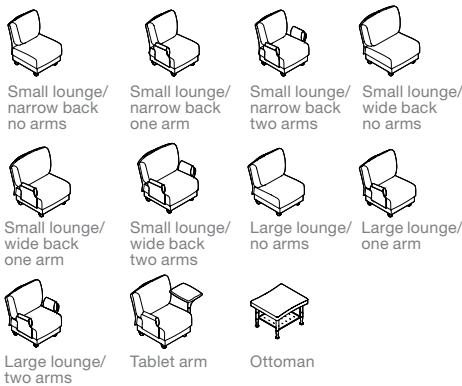


FEATURES AND BENEFITS

- Available in three sizes: small lounge/narrow back, small lounge/wide back, large lounge
- Integrated cast handle
- Concealed flex-back mechanism
- Casters for ease of mobility
- Open shelf below the seat provides easy access to storage

OPTIONS

- Upholstered or tablet arm
- Glides
- For detailed product information please see Coalesse Seating Specification Guide



Neighbor™ by Nurture

List Price Starting at: \$2076

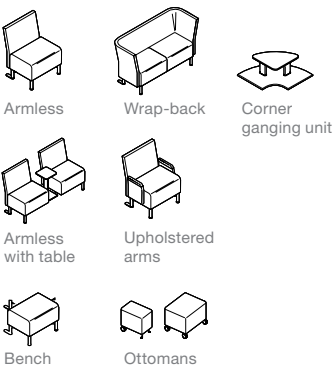


FEATURES AND BENEFITS

- Stylish versatile seating designed by George Simons
- Structural steel frame
- Straight or wrap-around back style
- Clean out space between seat and back
- Single units with upholstered or wood arm caps
- Field replaceable covers and components

OPTIONS

- Bench
- Ottoman
- Two tier tables
- Magazine rack
- Contrasting textiles
- Moisture barrier
- For detailed product information please see Nurture Seating Specification Guide



Together Bench by Coalesse

List Price Starting at: \$2220




FEATURES AND BENEFITS

- Designed to fit ideally in corners or open spaces
- Multiple configurations

OPTIONS

- Available in leather, fabric and COL and COM
- Varying widths and lengths of backrest
- For detailed product information please see Coalesse Seating Specification Guide



Campfire Big Lounge by Turnstone

List Price Starting at: \$2392



FEATURES AND BENEFITS

- Comfy as the couch in your living room
- Perfect for lounging on with your laptop for a while, or invite the team over and have an informal meeting
- Brings people together and signals to your visitors that they are welcome to stay a while.

(features and benefits continued)

- Armless lounge with clean lines and details. Works great when wrapped with Campfire Screens for a little privacy.



Bob by Coalesse

List Price Starting at: \$2605




FEATURES AND BENEFITS

- Swiveling chair
- Flared arms
- Four-star matte-polished aluminum base
- 98% recyclable

OPTIONS

- Wide selection of fabric and leather options
- Adjustable headrest
- For detailed product information please see Coalesse Seating Specification Guide



Evaneau by Coalesse

List Price Starting at: \$2132

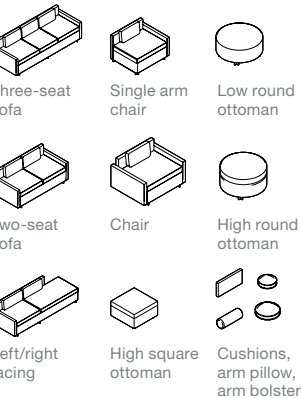


FEATURES AND BENEFITS

- Frame constructed of selected hardwood
- Black powder coat legs standard
- Loose seat and back cushions
- Chair, two-seat, three-seat versions

OPTIONS

- Contrasting fabric
- Brushed carbon steel legs
- Asymmetrical sofas available
- Hundreds of fabric options available
- For detailed product information please see Coalesse Seating Specification Guide



Await by Coalesse

List Price Starting at: \$2592



FEATURES AND BENEFITS

- Multiple densities of polyurethane foam
- Spring packs in seat add additional comfort
- Fixed seat and back
- Top and double-needle stitching on seams
- Standard with black high density polyurethane resin legs with glides

OPTIONS

- LED lighting under the seat frame
- “Lift and drop” style ganging package
- Floor mount legs
- For detailed product information please see Coalesse Seating Specification Guide



Three-seat sofa



Three-section connector



Four-seat



Two-section connector



Mobile ottoman



Four-seat bench



One-section connector

i2i by Steelcase

List Price Starting at: \$1872



FEATURES AND BENEFITS

- Designed specifically to foster collaboration
- Free of adjustments, yet has a flexing back that offers both movement and support
- Accommodates a variety of postures
- Back and seat swivel independently or together
- 3D knit material standard on chair back with matching Cogent

OPTIONS

- Chair with tablet arm
- Two finish colors: near black and platinum
- Swivel return cylinder
- Roller base
- Available with Steelcase and DesignTex fabric, leather, or vinyl as well as COM, COL and COV
- For detailed product information please see Steelcase Seating Specification Guide



Collaborative chair



Collaborative chair with tablet

media:scape Lounge by Steelcase

List Price Starting at: \$1196



FEATURES AND BENEFITS

- Designed to create collaborative work settings and also integrates seamlessly with media:scape
- Seven unique lounge pieces: straight, straight inverted, backless, right corner, left corner, reverse left and reverse right, media:scape lounge
- Designed to be easily reconfigurable in a variety of ways to accommodate a variety of settings
- SCS Indoor Advantage Gold certified and level 1 certified

OPTIONS

- Available in three different fabric orientations: entire lounge as one fabric, top of the lounge is one fabric while sides are second fabric, and seat surface and back is one fabric while all other panels are a second fabric
- Available in select Steelcase and DesignTex fabrics, and also available in leather, vinyl and non-patterned COM, COL or COV
- Glides available in a variety of finishes

Capa™ by Coalesse

List Price Starting at: \$922



FEATURES AND BENEFITS

- Contemporary yet practical guest/side chair
- Frame design allows back to “Flex” to match occupant’s back shape
- Stackable to five high
- 23.4% Recyclable/91% Recycled content
- SCS Indoor Advantage Gold Certified for indoor air quality

OPTIONS

- Guest/side chair in matte or polished chrome leg finish



Chair

Snodgrass by Steelcase

List Price Starting at: \$736



FEATURES AND BENEFITS

- Guest and occasional seating of classic simplicity
- SCS Indoor Advantage Certified for indoor air quality

OPTIONS

- Paint or wood veneer frame and arms
- Open back with open loop arms or armless



With arms



Without arms

Ally® by Steelcase

List Price Starting at: \$480



FEATURES AND BENEFITS

- Flexing frame and pivoting back for exceptional comfort
- Stacks three-high with arms, and four-high without arms
- SCS Indoor Advantage certified for indoor air quality

OPTIONS

- Available with open arms or armless
- Soft glides available



With arms



Without arms

tables.

Akira™ by Coalesse

List Price Starting at: \$839

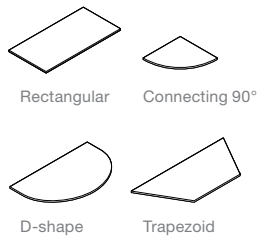


FEATURES AND BENEFITS

- One-handed folding lever and mechanism
- Tables nest in-line for maximum storage
- Height-adjustable option for ADA compliance

OPTIONS

- Fixed or adjustable height
- Casters and glides
- Mini port available with wire management
- Variety of sizes and top styles
- Modesty panel
- For detailed product information please see Coalesse Specification Guide-Tables



Ballet® by Coalesse

List Price Starting at: \$1249

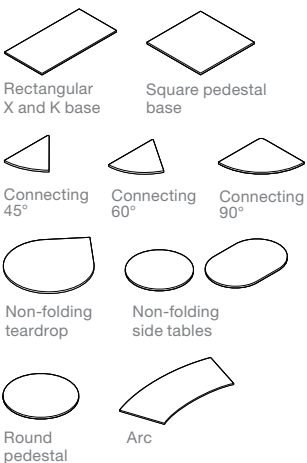


FEATURES AND BENEFITS

- Elegant die-cast aluminum design makes a dramatic visual statement
- Designed for seminar or multi-purpose applications

OPTIONS

- Fixed or folding
- Modesty panel with integral wire management
- Tabletop power/data devices
- Storage Trolley
- For detailed product information please see Coalesse Specification Guide-Tables



Derby™ by Coalesse

List Price Starting at: \$1029

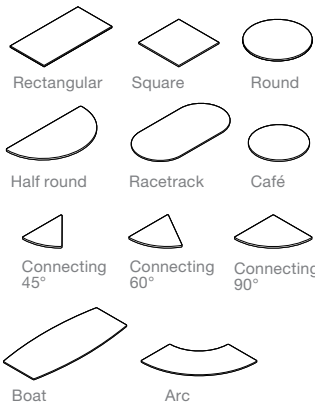


FEATURES AND BENEFITS

- Designed to work in almost any application or scale
- Broadest range of sizes and shapes to meet almost any need

OPTIONS

- Laminate or veneer tops
- Self, vinyl or wood edges in several profiles
- Tabletop power/data devices
- For detailed product information please see Coalesse Specification Guide-Tables

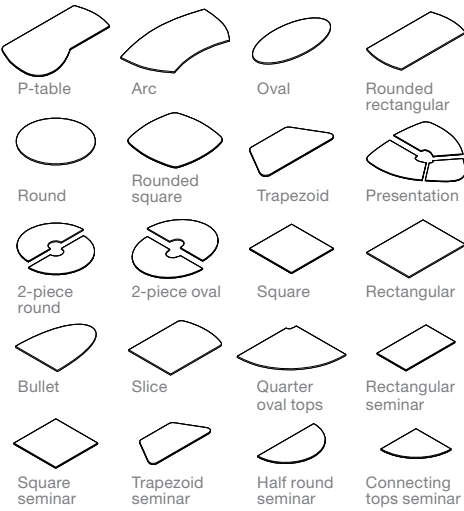


Reunion Seminar™ by Coalesse

List Price Starting at: \$1273



- FEATURES AND BENEFITS**
- One-handed folding lever and mechanism
 - Tables nestin-line for maximum storage
 - Height-adjustable option for ADA compliance
- OPTIONS**
- Fixed or adjustable height
 - Casters and glides
 - Mini-port available with wire management
 - Variety of sizes and top styles
 - Modesty panel
 - For detailed product information please see Coalesse Specification Guide-Tables

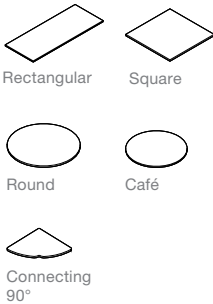


Rizzi Arc™ by Coalesse

List Price Starting at: \$725



- FEATURES AND BENEFITS**
- Step-N-Fold folding mechanism for easy, safe operations
 - Up to 30% lighter in weight than other folding tables
- OPTIONS**
- Fixed or folding
 - Modesty panel with integral wire management
 - Variety of sizes and shapes
 - Storage Trolley
 - For detailed product information please see Coalesse Specification Guide-Tables

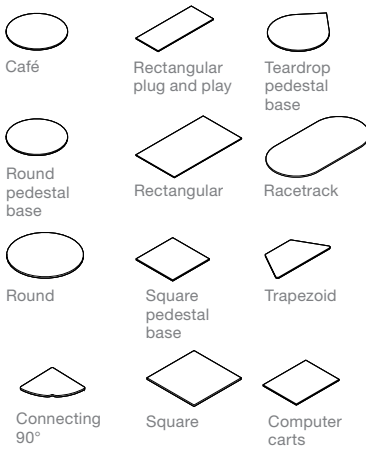


Runner™ by Coalesse

List Price Starting at: \$720



- FEATURES AND BENEFITS**
- Step-N-Fold folding mechanism for easy, safe operation
 - Supports technology in the classroom with power/data devices and significant wire management
- OPTIONS**
- Fixed or folding
 - Modesty panel with integral wire management
 - Tabletop power/data devices
 - Storage Trolley
 - For detailed product information please see Coalesse Specification Guide-Tables

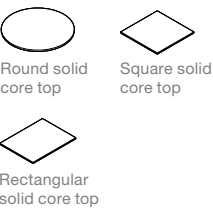


Au Lait by Coalesse

List Price Starting at: \$551



- FEATURES AND BENEFITS**
- Lightweight design, uniquely styled arc shaped nesting base and self-locking hinge mechanism make it simple for anyone to move, nest, store, and reconfigure
- OPTIONS**
- Wood veneer, laminate or phenolic top
 - Flip or fixed
 - Casters or glides
 - Edge options
 - For detailed product information please see Coalesse Table Specification Guide

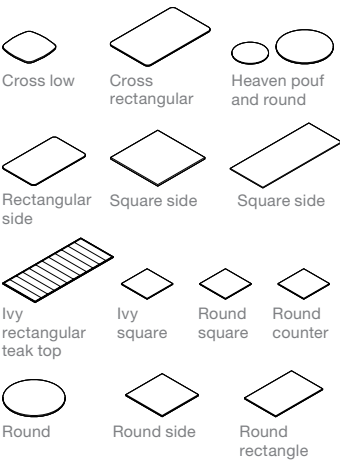


Emu by Coalesse

List Price Starting at: \$599



- FEATURES AND BENEFITS**
- Snug and comfortable shapes with a simple, contemporary style
 - 100% recyclable
- OPTIONS**
- Multiple powder coat colors available
 - For detailed product information please see Coalesse Table Specification Guide

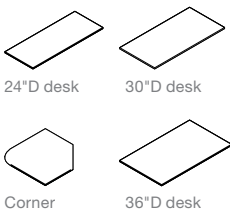


Ellipse by Steelcase

List Price Starting at: \$731



- FEATURES AND BENEFITS**
- Simple, dependable, freestanding
 - Used stand alone or linked to create a desking system
 - Sloped front edge maximizes your comfort
 - Maintenance adjustable height legs allows the worksurfaces to be adjusted in ½" increments from 24.5" to 32"
 - Legs of desks/returns accommodate wires/cables
 - SCS Indoor Advantage Indoor Air Quality Certified
- OPTIONS**
- Laminate, wood veneer, or customized stain surfaces



Enea™ by Coalesse

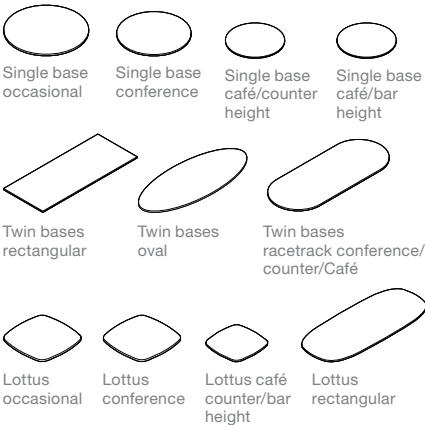
List Price Starting at: \$846



FEATURES AND BENEFITS

- Versatile freestanding table line

- OPTIONS**
- Tops available in laminate or wood
 - Standard in either black gloss or silver metallic base finish
 - Optional two port power/data module and wire management channel
 - For detailed product information please see Coalesse Table Specification Guide



Train™ by Coalesse

List Price Starting at: \$1373



FEATURES AND BENEFITS

- Extremely durable design to handle tough use
- Best-in-class wire management
- Flips and nests for convenient reconfiguration and storage

- OPTIONS**
- Modesty panel with integral wire management
 - Raceway with fully integrated power system and wire management
 - Tabletop power/data
 - Corner tops
 - For detailed product information please see Coalesse Specification Guide-Tables



Bob Conference Table by Coalesse

List Price Starting at: \$1532



FEATURES AND BENEFITS

- Thick glass sturdily mounted on a four-star, matte-polished, die-cast aluminum base

- OPTIONS**
- Polished aluminum
 - Glass options
 - 100% recyclable
 - For detailed product information please see Coalesse Table Specification Guide



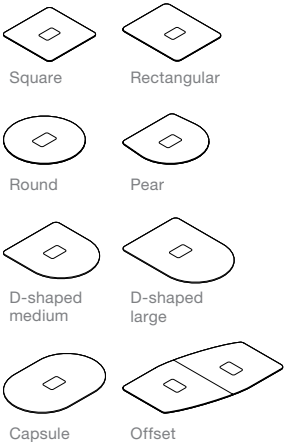
media:scape by Steelcase

List Price Starting at: \$15,318
(Price does not include monitors)



- FEATURES AND BENEFITS**
- Integrates furniture and technology to help people access and share information
 - Interactive technology built into media table
 - Includes components that are easy to install and easy to use—no software, drivers or special training required

- OPTIONS**
- Media tables available in lounge, seated and standing height
 - HD videoconferencing to host third-party videoconferencing systems
 - Setting options for open and private spaces; small, medium and large



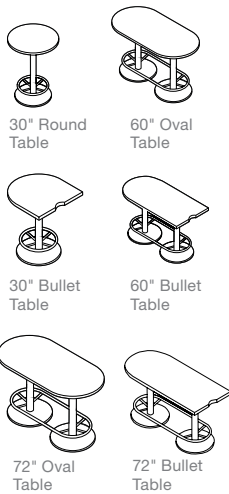
Exchange™ Table by Nurture

List Price Starting at: \$735



- FEATURES AND BENEFITS**
- Ideal for impromptu meetings
 - Table height and foot ring are designed to support the worker and encourage healthy exchanges in posture
 - Column, base and footing come standard with black powder coat finish

- OPTIONS**
- Platinum, sterling or champagne finishes available
 - For detailed product information please see Nurture Specification Guide



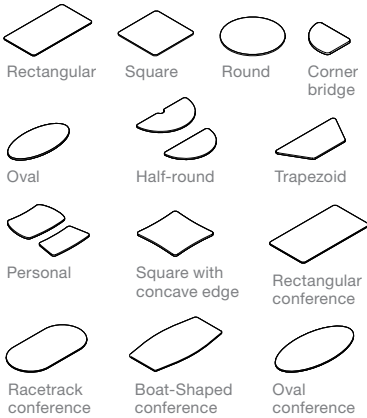
Groupwork™ by Turnstone

List Price Starting at: \$487



- FEATURES AND BENEFITS**
- Support team activity
 - Appropriate in an open plan and an enclosed work space
 - Table tops and table legs are ordered separately
 - Accessories include cable management, modesty panels, and flip-top options
 - MBDC Silver Cradle-to-Cradle Certified, SCS Indoor Advantage Indoor Air Quality Certified, and level 1 certified

- OPTIONS**
- Many leg choices are available: height-adjustable legs, post legs, t-legs, casters or levelers



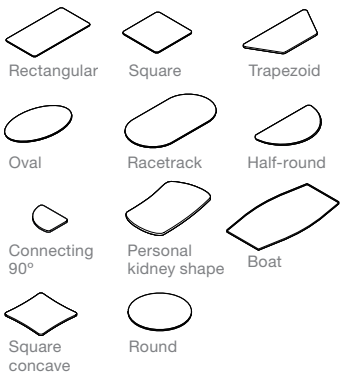
Universal by Steelcase

List Price Starting at: \$682



- FEATURES AND BENEFITS**
- Sizes range from 30" round tables to 180" long conference tables
 - Over 30 distinct shape families
 - Fully compatible with Steelcase U-Free desks and Answer and Montage systems furniture

- OPTIONS**
- Fixed or adjustable height legs in multiple styles and finishes
 - Casters or glides
 - Durable high-pressure laminate or wood veneer
 - Bases: Cabby Leg, X-base, Adjustable Leg, Post Leg, C-leg, T-leg



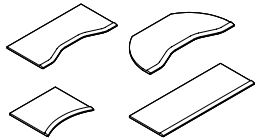
WalkStation by Details

List Price Starting at: \$6,656



- FEATURES AND BENEFITS**
- Lets you walk comfortably, burn calories, feel healthier and more energized—all while working
 - Fully integrated electric height-adjustable worksurface with an exclusively engineered commercial-grade treadmill
 - Digital display of speed, caloric burn estimate, time and distance
 - Touch pad controller for speed and height adjustment
 - Quiet, high torque motor with speed range of 0.3 to 2 mph
 - Requires access to standard 110 volt outlet

- OPTIONS**
- Four standard surface shape and size configurations



Series 3 Height-Adjustable Table by Details

List Price Starting at: \$1165



- FEATURES AND BENEFITS**
- Delivers full seated-height adjustability
 - Crank height adjustment range from 22" to 34"
 - Robust and sturdy with a distributed 220 lbs load-bearing capacity
 - Telescoping stretcher adjusts to accommodate a number of different worksurface widths

- OPTIONS**
- Various worksurface shapes, sizes and edge options available
 - SCS Indoor Advantage certified for indoor air quality—both veneer and laminate

Series 5 Height-Adjustable Table by Details

List Price Starting at: \$1617



- FEATURES AND BENEFITS**
- Full sit-to-stand electric height-adjustable that easily moves for people who need to
 - Electric height adjustment range from 25.50" to 52"
 - Instant and easy sit-to-stand adjustability with simple push buttons control up or down at 1.7" per second

- (features and benefits continued)*
- Robust and sturdy with a distributed 220 lbs load-bearing capacity
 - Telescoping stretcher adjusts to accommodate a number of different worksurface widths

- OPTIONS**
- Various worksurfaces shapes, sizes and edge options are available

Series 7 Height-Adjustable Table by Details

List Price Starting at: \$2122



- FEATURES AND BENEFITS**
- Enhanced sit-to-stand electric height-adjustable that delivers a complete range of ergonomic postural benefits
 - Electric height adjustment range of 24.25" to 52"
 - Three controller options—presents, activation buttons, digital readout—control up or down at 1.7" per second
 - Robust and sturdy with a distributed load-bearing capacity of 360 lbs
 - Lifting columns controlled by central control box for synchronization
 - Internal DC motor housed inside lifting column

- OPTIONS**
- Various worksurface shapes, sizes and edge options are available



Campfire Paper Table by Turnstone











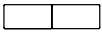


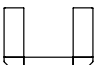
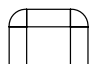
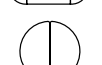
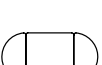
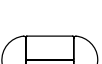
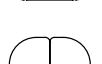

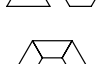
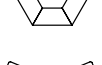

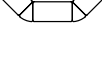
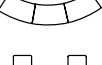
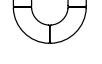
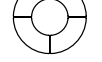
List Price Starting at: \$900



- FEATURES AND BENEFITS**
- Capture ideas on the paper work surface or with dry-erase markers on the glass surface
 - Rip off the top sheet of paper to take your ideas with you
 - Surface spins to enhance collaboration
 - Wood grain base

- OPTIONS**
- Base available in four colors
 - Paper or glass table top available
 - For detailed product information please see Turnstone Furniture Specification Guide

TABLE CONFIGURATIONS

										
COALESSE AKIRA										
COALESSE BALLET										
COALESSE DERBY										
TURNSTONE GROUPWORK										
DETAILS HEIGHT ADJUSTABLE										
COALESSE REUNION SEMINAR										
COALESSE RIZZI ARC										
COALESSE RUNNER										
COALESSE TRAIN										
STEELCASE UNIVERSAL TABLES AND WORKSURFACES										
	✗	✗	✗	✗		✗	✗	✗	✗	✗
	✗	✗	✗	✗		✗	✗	✗	✗	✗
	✗	✗	✗	✗			✗	✗		
									✗	
	✗	✗	✗	✗			✗	✗		
			✗	✗						✗
	✗		✗	✗						✗
	✗		✗	✗						
	✗	✗							✗	
			✗	✗				✗		
			✗	✗				✗		
			✗							
			✗							
			✗							
			✗							
			✗							
			✗							



Moby by Coalesse

List Price Starting at: \$1163



- FEATURES AND BENEFITS**
- A mobile personal locker tailored for individual needs with adjustable shelves, drawers, or files.
 - Laminate or wood veneer case top

- OPTIONS**
- Additional pieces

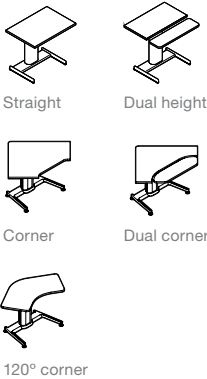
Airtouch by Details

List Price Starting at: \$2138



- FEATURES AND BENEFITS**
- Table: high-pressure laminate
 - 3mm edge profile or P-edge profile
 - Adjustable-height column mechanism
 - Adjustable-height mechanism base
 - Available in straight tables and dual surface options

- OPTIONS**
- For detailed product information please see Steelcase Freestanding Furniture and Storage Specification Guide



Exponents™ Lectern by Coalesse

List Price Starting at: \$2611



- FEATURES AND BENEFITS**
- Cabinet and doors are made of plastic laminate or wood
 - Veneer surface
 - Adjustable shelf
 - Wire management channel

- OPTIONS**
- Hardware available in pull, knob, or handle style
 - Polished chrome or satin nickel
 - For detailed product information please see Coalesse Tables and Casegoods Specification Guide

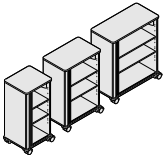
Payback™ Lectern by Turnstone

List Price Starting at: \$778



- FEATURES AND BENEFITS**
- Task light on full height lecterns
 - Wire management channel
 - Cylinder feet and locking casters

- OPTIONS**
- Open shelves
 - Casters and cylinder feet
 - Traditional style and contemporary style
 - For detailed product information please see Steelcase Wood Casegoods and Tables Specification Guide



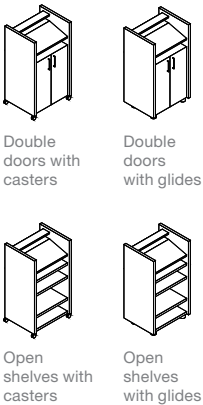
Convene Lectern by Steelcase

List Price Starting at: \$1267



- FEATURES AND BENEFITS**
- Task light on full height lecterns
 - Wire management channel
 - Cylinder feet and locking casters

- OPTIONS**
- Open shelves
 - Casters and cylinder feet
 - Traditional style and contemporary style
 - For detailed product information please see Steelcase Wood Casegoods and Tables Specification Guide



Pocket™ by Nurture

List Price Starting at: \$1326



- FEATURES AND BENEFITS**
- Work on the move especially for healthcare work because it happens anywhere and everywhere
 - Smart: zero noise (really), less effort to roll and a great set of wheels
 - Flexible: can accommodate a wide variety of technology—laptops, tablets, monitors, CPUs, all-in-ones, pen and paper
 - User-centric: light storage and non-prescribed surfaces easily transform to the work process of the user

- OPTIONS**
- Fixed or adjustable height options, CPU tech bay, and moveable magnetic accessories allow the user to make the work space their own

technology and visual display.

technology and visual display

Teamwork Mobile Easel by Coalesse

List Price Starting at: \$3089



FEATURES AND BENEFITS

- Mobile design with a simple way to divide space
- Integrated flip-chart pegs along top
- Center tray holds pencil tray for markers, erasers and push pins
- Bottom tray provides extra storage for easel pads or equipment
- Four hard, dual-wheel casters provide easy mobility
- 42% Recyclable/39% Recycled Content

OPTIONS

- Comes in markerboard on one side and tackboard on the other, markerboard on both sides, or tackboard on both sides

Groupwork™ Mobile Screen by Turnstone

List Price Starting at: \$608

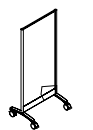


FEATURES AND BENEFITS

- Designed so great ideas can happen virtually anywhere
- Work-up ideas as a group on the two-sided markerboard surfaces
- Mobile Screen used to close off your area for solo time
- Unlock the casters to roll with your big ideas anywhere for validation or showing off

OPTIONS

- Available in varying screen sizes



White board



Mobile screen

Groupwork™ Mobile Easel by Turnstone

List Price Starting at: \$983

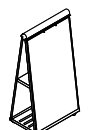


FEATURES AND BENEFITS

- Versatile, can be used in classrooms, team spaces or individual spaces
- Aesthetics and surface materials coordinate with other Turnstone products
- Meets all ANSI/BIFMA standards backed by Steelcase Limited Lifetime Warranty

OPTIONS

- Available as markerboards and tackboards or a combination
- Storage compartment
- Marker tray and flipchart pegs
- For detailed information see Turnstone Specification Guide



Mobile easel

Huddleboard™ Markerboard Small by Steelcase

List Price Starting at: \$639

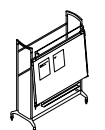


FEATURES AND BENEFITS

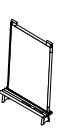
- Use with a mobile easel, folding easel, freestanding easel, or workrail
- Ultra lightweight markerboard
- Markerboard surface is double-sided
- Boards come in packages of five

OPTIONS

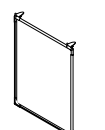
- Ledge grabbers, flipchart pegs and markerboard grips are sold separately
- Photo boards available—3M repositionable adhesive on one side of marker surface
- For detailed information see Steelcase Visual Worktools Specification Guide



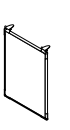
Mobile easel



Storage



Large markerboard



Small markerboard

RoomWizard™ by Steelcase

List Price Starting at: \$3115



FEATURES AND BENEFITS

- Use the touch screen to allow students to claim an unoccupied space or modify their reservations on the spot
- Seamlessly book rooms with an existing reservation system such as Microsoft® Outlook® or Lottus Notes®
- Integrate with CopyCam and utilize One-Click Publishing™ to email lesson notes directly from your whiteboards to your students

OPTIONS

- Lottus Domino Synchronization Driver
- Support for many third-party room scheduling software systems (list available)
- Surface mount wire management kit
- Glass mount kit

media:scape by Steelcase

List Price Starting at: \$15,318

(Price does not include monitors)

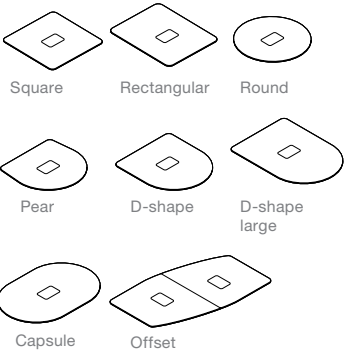


FEATURES AND BENEFITS

- Integrates furniture and technology to help people access and share information
- Interactive technology built into media table
- Includes components that are easy to install and easy to use—no software, drivers or special training required

OPTIONS

- Media tables available in lounge, seated and standing height
- HD videoconferencing to host third-party videoconferencing systems
- Setting options for open and private spaces; small, medium and large
- Spaces; formal and informal spaces
- For detailed product information please see Steelcase Specification Guide



eno® Interactive Whiteboard by Polyvision

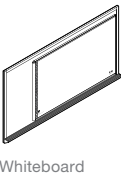
List Price Starting at: \$2802



FEATURES AND BENEFITS

- Magnets, markers, multimedia—three boards in one
- No cords, cables or hard connections to power or data
- Installs in minutes
- Low total cost of ownership: No costly installation, outlets or conduit required

- PolyVision's industry-leading e3 environmental ceramicsteel™ surface
- Adheres to stringent environmental certifications
- Bluetooth-enabled stylus
- Capture notes written in virtual ink
- Forever Warranty™—built to withstand the hard knocks of classrooms and conference rooms



eno® one by Polyvision

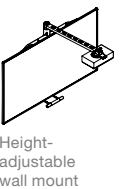
List Price Starting at: \$5097



FEATURES AND BENEFITS

- Combines an eno classic whiteboard, short-throw projector, educational software, and stand or mount
- Three configuration options
- Height-adjustable mobile stand, height-adjustable wall mount or fixed wall mount
- ADA wheelchair accessibility enables special needs students go from struggling to participate in lessons, to working at the board with confidence

- Integration of eno one's multi-user, multi-media and multi-functional features enable quick lesson reference and seamless instruction
- Teachers use buttons to manipulate the board and projector seamlessly
- Purchasing and support from one company and simple installation



eno® click by Polyvision

List Price Starting at: \$2962



FEATURES AND BENEFITS

- Easy installation
- Magnetic mounts—no hardware or tools required
- On-site resources install immediately
- Three users can interact at the same time
- Works on all steel chalk-boards and markerboards—those installed in most schools

- Adheres to stringent environmental certifications, is made of recycled materials and does not draw from power outlets
- Lowest total cost of ownership—combines the simplicity and ease of a traditional ceramicsteel surface with interactive performance—all without cords, cables or costly installation

- Forever Warranty™—durable and long-lasting e3 environmental ceramicsteel™ surface that lasts a lifetime

technology and visual display

Contractor Series Whiteboard 555, 110 by Steelcase

List Price Starting at: \$316/281

Series 555



Series 110



FEATURES AND BENEFITS

- MBDC e³ environmental ceramic steel writing surface Gold Certified
- Lifetime warranty

OPTIONS

- Available in a variety of sizes
- Tackboard options
- Variety of accessories
- Four sizes available in Quick Ship program
- For detailed information see Steelcase Visual Worktools Specification Guide

Steelcase Premium Whiteboards

List Price Starting at: \$257

Access



Denska



FEATURES AND BENEFITS

- Let you put your thoughts where others can see them
- Wall space offers four times the amount of space as floor space – helps use your walls wisely and get the most out of every square inch
- Vertical space to bring people and ideas together
- Virtually indestructible e3 ceramic steel – delivering extremely high resistance to impact damage, abrasion, scratching and color fading
- Ultra-smooth writing surface allows dry markers to glide easily and improves erase ability
- Steelcase Lifetime Warranty
- MBDC Silver Cradle to Cradle Certification and SCS Indoor Air Advantage Certified
- 99% Recyclable

OPTIONS

- Edge
- Access
- Senti
- Session
- Denska
- Available in various sizes

FreeFlow



Mistic



Echo



Edge



SENTI



SESSION



architectural solutions

Low Profile Floor by Steelcase



FEATURES AND BENEFITS

- Fixed-height, low-profile access floor creates a unique pathway for routing wires and cables
- Small triangular tiles elevated by thermoplastic supports that follow the contour of the concrete floor slab
- Three-point support provides a stable footing that will not rock, buckle, or echo
- 2 ½ inch profile conserves vertical space

(features and benefits continued)

- Allows easy access to power receptacles and data outlets
- Supports collaborative work environments
- Small triangular tiles provide tight fit to the supports that eliminate rocking and noise

OPTIONS

- No fasteners or adhesives required
- Can be easily removed, reconfigured, or relocated

Privacy Wall by Steelcase



FEATURES AND BENEFITS

- Steel-frame, high-performance, movable wall
- MBDC Silver Cradle to Cradle Certified and SCS Indoor Advantage Indoor Air Quality Gold Certified
- 100% moveable and reuseable—extending the life of the wall and eliminating landfill
- Made from a high percentage of recycled content

OPTIONS

- Multiple options—See Steelcase Privacy Wall Brochure for options

People. Planet. Profit

Steelcase aspires to create enduring value for people, planet and global economies by fully leveraging all our assets, relationships and resources.

People

We think about the communities where we work, live and do business—which is nearly everywhere in the world. By aligning our goals for people with our planet and profit aspirations, we're building the foundation for gains that we hope will be far-reaching and enduring.

Planet

By rethinking our business systems and designing our products to avoid negative impacts on humans and the environment, we contribute to a sustainable future for the planet and its people. We commit to advance our practices through continuous learning and building partnerships with our customers, business partners and environmental thought leaders to optimize our performance and contribute to the science and practice of sustainability.

Profit

First and foremost, we aim to bring value by working together with our customers to create workplaces where their people love to work. It is also our responsibility to provide value to our shareholders so we can continue to reinvest in the business and generate new solutions to address customer business challenges.



Whether you design them, manage them, or work in them, we can help you create high performance, sustainable work environments. We study how work gets done and how great spaces can help. Those insights are embedded into every product and service we offer. Our interior architecture, furniture, and technology solutions help organizations build their business, reflect their brand, and support their culture.

We're unique from everyone else in our industry, in that we offer products and services founded in a research methodology that focuses on the user, and how they really work.

We are committed to maintaining our leadership role in terms of sustainable responsibility, and we are equally committed to the customers and designers we work with. Our job is to make your job easier. Our passion is helping you Love How You Work®.

Global Dealer Network

With a network of over 800 experienced dealers, we can help you create high performance, sustainable workspaces, anywhere in the world. Our network offers you local expertise with global reach. Whether your project is across town, across the country, or across the ocean, our dealer network will coordinate the logistics so you don't have to. It's local expertise with a global reach.

Steelcase and Dealer Services

Our extensive range of services can help you with all of the phases through which a high-performance environment evolves through: Measure. Explore. Plan. Provide. Manage.

Measure—helping you know if your workplace is keeping pace.
Explore—helping you link your business goals with the best workplace strategy.
Plan—helping you find a solution that addresses your needs.
Provide—helping you every step of the way, from project management to move management.
Manage—helping you maintain an effective space for today and tomorrow.

Warranty

Steelcase and your Steelcase Dealer are totally committed to providing you a great experience and great products. We back that up with one of the industry's best warranties and a problem resolution process that ensure that any problems that arise get addressed quickly.



As part of our commitment to sustainability, this brochure was created using an on-demand printing process, enabling us to digitally print materials only when necessary.

For high resolution images of these products and more, contact your local workplace consultant or dealer representative.

