



PA198 Augmented Reality Interfaces

Lecture 10 Collaborative AR Applications & Future

Fotis Liarokapis
7th December 2015

Collaborative AR Applications



Collaboration



- Collaboration is working with others to do a task and to achieve shared goals
- It is a recursive process where two or more people or organizations work together to realize shared goals



<https://en.wikisource.org/wiki/Collaboration>



Collaborative Activities



- Collaboration
 - Business, Entertainment, etc
- Computer Supported Collaborative Work (CSCW)
- Groupware



Collaborative Learning



- Collaborative activities are most often based on four principles:
 - The learner or student is the primary focus of instruction
 - Interaction and "doing" are of primary importance
 - Working in groups is an important mode of learning
 - Structured approaches to developing solutions to real-world problems should be incorporated into learning

<http://www.cte.cornell.edu/teaching-ideas/engaging-students/collaborative-learning.html>



Collaboration Tools Taxonomy

| <u>Persistent Information</u> | <u>Real Time Information Exchange</u> |
|---|---|
| <ul style="list-style-type: none"> • Email • News group • Papers • Mail • Electronic Notebook | <ul style="list-style-type: none"> • Telephone • Video Conference • Chat/White board • Shared authoring & applications • Shared VR space • Instrument control |



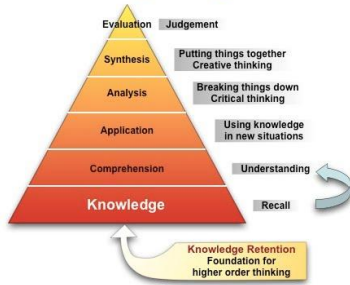
Notebook is a chronological record of ideas, data and events.

<http://www.csm.umd.gov/~xeis/java/applets/Anote/Slides/d002.htm>



Blooms Taxonomy

Bloom's Taxonomy for Thinking



<https://sites.google.com/a/aps.edu/aps-ipad-apps/bloom-s-taxonomy-m-learning>



Bloom's Taxonomy for iPads

| | |
|---------------|--|
| Creating | |
| Evaluating | |
| Analyzing | |
| Applying | |
| Understanding | |
| Remembering | |

Silvia Rosenthal, T@L@nn@-G@l@b@l@yC@n@n@ct@dL@rn@ng - Ad@pt@d Fr@e D@w@ R@l@sh@n



Today's Technology

- Video Conferencing
 - Lack of spatial cues
 - Limited participants
 - 2D collaboration
- Collaborative Virtual Environments
 - Separation from real world
 - Reduced conversational cues



Billinghamst, M. Lecture 6: Collaborative AR Applications, HIT Lab NZ, University of Canterbury



Beyond Video Conferencing

- 2D Interface onto 3D
 - VRML, Web3D
- Projection Screen
 - CAVE, WorkBench
- Volumetric Display
 - Scanning laser
- Virtual Reality
 - Natural spatial cues



Billinghamst, M. Lecture 6: Collaborative AR Applications, HIT Lab NZ, University of Canterbury



Beyond Virtual Reality

- Lessons from CSCW
 - Seamless
 - Enhance Reality
- Immersive Virtual Reality
 - Separates from real world
 - Reduces conversational cues



Billinghamst, M. Lecture 6: Collaborative AR Applications, HIT Lab NZ, University of Canterbury



Future Collaboration ?

- Remote Conferencing
- Face to face Conferencing



Billinghamst, M. Lecture 6: Collaborative AR Applications, HIT Lab NZ, University of Canterbury



AR & Collaboration



- Claim:
 - AR techniques can be used to provide spatial cues that significantly enhance face-to-face and remote collaboration on three-dimensional tasks

Billingshurst, M. Lecture 6: Collaborative AR Applications, HIT Lab NZ, University of Canterbury



Construct3D [Kaufmann 2000]




- Collaborative geometry education tool
- Different learning modes
 - Teacher, student, exam
- Tangible interaction
 - Personal interaction panel



Billingshurst, M. Lecture 6: Collaborative AR Applications, HIT Lab NZ, University of Canterbury



Construct3D Video



<https://www.youtube.com/watch?v=1ABwBf0W4tc>



Collaborative AR



- Seamless Interaction
- Natural Communication
- Attributes:
 - Virtuality
 - Augmentation
 - Co-operation
 - Independence
 - Individuality



Billingshurst, M. Lecture 6: Collaborative AR Applications, HIT Lab NZ, University of Canterbury



Seamless CSCW

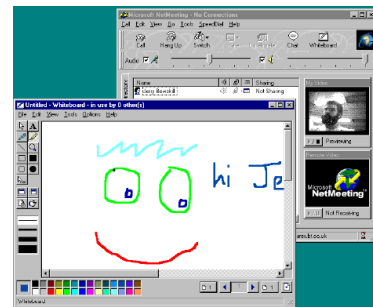


- Seam
 - Spatial, temporal, functional discontinuity
- Types of Seams
 - Functional
 - Between different functional workspaces
 - Cognitive
 - Between different work practices

Billingshurst, M. Lecture 6: Collaborative AR Applications, HIT Lab NZ, University of Canterbury



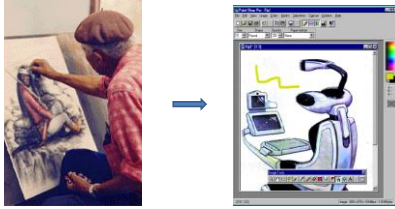
Functional Seams



Billingshurst, M. Lecture 6: Collaborative AR Applications, HIT Lab NZ, University of Canterbury



Cognitive Seams



Billingshurst, M. Lecture 6: Collaborative AR Applications, HIT Lab NZ, University of Canterbury



Effect of Seams

- Functional Seams:
 - Loss of Gaze Information
 - Degradation of Non-Verbal Cues
- Cognitive Seams:
 - Learning Curve Effects
 - User Frustration

Billingshurst, M. Lecture 6: Collaborative AR Applications, HIT Lab NZ, University of Canterbury



Open Research Questions

- Does seamlessness enhance performance?
- What AR cues can enhance collaboration ?
- How does AR collaboration differ ?
- What technology is required ?

Billingshurst, M. Lecture 6: Collaborative AR Applications, HIT Lab NZ, University of Canterbury



Collaborative AR Interfaces

- Face to Face Collaboration
 - WebSpace, Shared Space, Table Top Demo, Interface
- Comparison, AR Interface Comparison
- Remote Collaboration
 - SharedView, RTAS, Wearable Info Space, WearCom, AR Conferencing, BlockParty
- Transitional Interfaces
 - MagicBook
- Hybrid Interfaces
 - AR PRISM, G2VIS

Billingshurst, M. Lecture 6: Collaborative AR Applications, HIT Lab NZ, University of Canterbury



Face to Face Collaboration



Communication Cues

- A wide variety of communication cues used



Billingshurst, M. Lecture 6: Collaborative AR Applications, HIT Lab NZ, University of Canterbury



Communication Cues .



- In computer supported collaboration it is often hard for users to exchange non-verbal communication cues, even when they are co-located



Billingshurst, M. Lecture 6: Collaborative AR Applications, HIT Lab NZ, University of Canterbury



Differences in Collaboration



- Face-to-face collaboration
 - People surround a table
 - It is easy to see each other
- Computer supported collaboration
 - People sit side by side
 - It is hard to see each other



Billingshurst, M. Lecture 6: Collaborative AR Applications, HIT Lab NZ, University of Canterbury



Shared Space - Table Top Demo



- Goal
 - Create compelling collaborative AR interface usable by novices
- Exhibit content
 - Matching card game
 - Face to face collaboration
 - Physical interaction



Billingshurst, M. Lecture 6: Collaborative AR Applications, HIT Lab NZ, University of Canterbury



Results from Shared Space



- 2,500 - 3,000 users
- Observations
 - No problems with the interface
 - Only needed basic instructions
 - Physical objects easy to manipulate
 - Spontaneous collaboration
- User study (157 participants)
 - Users felt they could easily play with other people and interact with objects
- Improvements
 - Reduce lag, improve image quality, better HMD



Billingshurst, M. Lecture 6: Collaborative AR Applications, HIT Lab NZ, University of Canterbury



AR Pad



- Handheld AR Display
 - LCD screen
 - SpaceOrb
 - Camera
 - Peripheral awareness



Billingshurst, M. Lecture 6: Collaborative AR Applications, HIT Lab NZ, University of Canterbury



Support for Collaboration



Billingshurst, M. Lecture 6: Collaborative AR Applications, HIT Lab NZ, University of Canterbury



Face to Face Collaboration



Holography

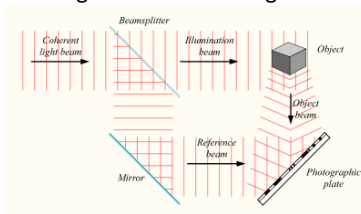
- Holography is the science and practice of making holograms
- A hologram is a photographic recording of a light field
 - Rather than of an image formed by a lens
- It is used to display a fully 3D image of the holographed subject
 - Which is seen without the aid of special glasses or other intermediate optics

<https://en.wikipedia.org/wiki/Holography>



Holography .

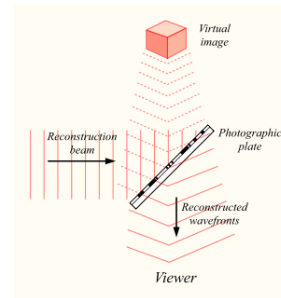
- In its pure form, holography requires the use of laser light for illuminating the subject and for viewing the finished hologram



<https://en.wikipedia.org/wiki/Holography>



Reconstructing a Hologram



<https://en.wikipedia.org/wiki/Holography>



Recording a Hologram

- To make a hologram, the following are required:
 - A suitable object or set of objects
 - A suitable laser beam
 - Part of the laser beam to be directed so that it illuminates the object beam and another part so that it illuminates the recording medium directly (the reference beam)
 - Enabling the reference beam and the light which is scattered from the object onto the recording medium to form an interference pattern
 - A recording medium
 - Converts this interference pattern into an optical element which modifies either the amplitude or the phase of an incident light beam according to the intensity of the interference pattern
 - An environment
 - Provides sufficient mechanical and thermal stability that the interference pattern is stable during the time in which the interference pattern is recorded

<https://en.wikipedia.org/wiki/Holography>



CNN Hologram

- Elections in 2008, USA
- Holographic technology used
 - First time in TV





CNN Hologram Video



<https://www.youtube.com/watch?v=thDuW19vTg>



Basic AR Conferencing

- Moves conferencing from the desktop to the workspace



Billinghamhurst, M. Lecture 6: Collaborative AR Applications, HIT Lab NZ, University of Canterbury



Features

- Hardware
 - SGI O2
 - Virtual i-O HMD
 - Head mounted camera
- Software
 - Live video
 - Shared whiteboard
 - Vision based registration/tracking



Pilot Study

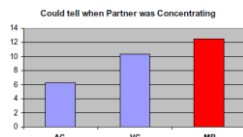
- How does AR conferencing differ ?
- Task
 - Discussing images
 - 12 pairs of subjects
- Conditions
 - Audio only (AC)
 - Video conferencing (VC)
 - Mixed reality conferencing (MR)

Billinghamhurst, M. Lecture 6: Collaborative AR Applications, HIT Lab NZ, University of Canterbury



Results

- Paid more attention to pictures
- Remote video provided peripheral cues
- In AR condition
 - Difficult to see everything
 - Remote user distracting
 - Communication asymmetries



Billinghamhurst, M. Lecture 6: Collaborative AR Applications, HIT Lab NZ, University of Canterbury



A Wearable Conferencing Space

- Features
 - Mobile video conferencing
 - Full size images
 - Spatial audio/visual cues
 - Interaction with real world
 - Dozens of users
 - Body-stabilized data



Billinghamhurst, M. Lecture 6: Collaborative AR Applications, HIT Lab NZ, University of Canterbury



Initial Prototype

- Internet Telephony
- Spatial Audio/Visuals
- See-through HMD
- Head Tracking
- Wireless Internet
- Wearable Computer
- Static Images

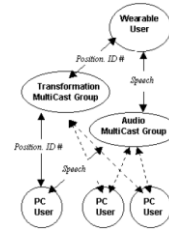


Billingshurst, M. Lecture 6: Collaborative AR Applications, HIT Lab NZ, University of Canterbury



Software Architecture

- Multicast Groups
- Position Broadcasting
 - 10 kb/s per person
- Audio Broadcasting
 - 172 kb/s per person
- Local sound spatialization
 - DirectSound3D
- Graphics Interface
 - DirectX/Direct3D



Billingshurst, M. Lecture 6: Collaborative AR Applications, HIT Lab NZ, University of Canterbury



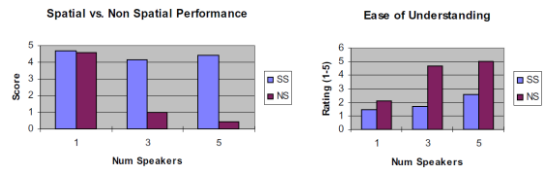
Pilot User Study

- Can MR spatial cues aid comprehension?
- Task
 - Recognize words in spoken phrases
- Conditions
 - Number of speakers
 - 1,3,5 simultaneous speakers
 - Spatial/Non Spatial Audio
 - Visual/Non visual cues

Billingshurst, M. Lecture 6: Collaborative AR Applications, HIT Lab NZ, University of Canterbury



Results



Billingshurst, M. Lecture 6: Collaborative AR Applications, HIT Lab NZ, University of Canterbury



Advanced AR Conferencing

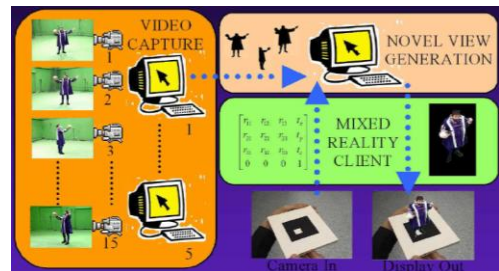
- Superimpose video of remote person over real world



Billingshurst, M. Lecture 6: Collaborative AR Applications, HIT Lab NZ, University of Canterbury



System Architecture




Billingshurst, M. Lecture 6: Collaborative AR Applications, HIT Lab NZ, University of Canterbury



Tangible Manipulation

- Using real paddle to move virtual user



Billingshurst, M. Lecture 6: Collaborative AR Applications, HIT Lab NZ, University of Canterbury



AR Remote Conferencing

- Progression
 - 2D to Spatial Cues to 3D
 - Increasing realism (visual/audio cues)



Billingshurst, M. Lecture 6: Collaborative AR Applications, HIT Lab NZ, University of Canterbury




AR Videoconferencing for Social Interaction Video



<https://www.youtube.com/watch?v=iXDPnQRSG0Q>



CONFETTI Video



<https://www.youtube.com/watch?v=3e89X5Z3B8>




Multiscale Collaboration



MagicBook Concept

- Goal
 - A collaborative AR interface supporting transitions from reality to virtual reality
- Physical Components
 - Real book
- Display Elements
 - AR and VR content
- Interaction Metaphor
 - Book pages hold virtual scenes

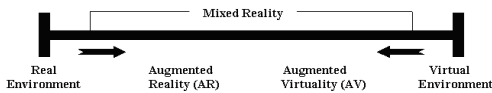


Billingshurst, M. Lecture 6: Collaborative AR Applications, HIT Lab NZ, University of Canterbury



Milgram's Reality-Virtuality Continuum

- Milgram defined the term 'Augmented Virtuality' to identify systems which are mostly synthetic with some real world imagery added such as texture mapping video onto virtual objects



Milgram, P., Kishino, A.F. Taxonomy of Mixed Reality Visual Displays, *IEICE Transactions on Information and Systems*, 1321-1329, 1994.



MagicBook Transitions

- Interfaces of the future will need to support transitions along the Reality-Virtuality continuum
- Augmented Reality is preferred for:
 - Co-located collaboration
- Immersive Virtual Reality is preferred for:
 - Experiencing world immersively (egocentric)
 - Sharing views
 - Remote collaboration

Billinghurst, M. Lecture 6: Collaborative AR Applications, HIT Lab NZ, University of Canterbury



MagicBook Features

- Seamless transition between Reality and Virtuality
 - Reliance on real decreases as virtual increases
- Supports egocentric and exocentric views
 - User can pick appropriate view
- Computer becomes invisible
 - Consistent interface metaphors
 - Virtual content seems real
- Supports collaboration

Billinghurst, M. Lecture 6: Collaborative AR Applications, HIT Lab NZ, University of Canterbury




MagicBook Collaboration

- Collaboration on multiple levels:
 - Physical Object
 - AR Object
 - Immersive Virtual Space
- Egocentric + exocentric collaboration
 - Multiple multi-scale users
- Independent Views
 - Privacy, role division, scalability

Billinghurst, M. Lecture 6: Collaborative AR Applications, HIT Lab NZ, University of Canterbury



MagicBook Video



https://www.youtube.com/watch?v=3jk_ni0x0wE



Future of AR



Up to Now



- Many years of development
 - A lot of achievements
- Moving from desktop to mobile
 - New interfaces are required
 - Research is changing



AR Nowadays



- 30th November 2015 AR went to space!
- New hardware improvements expected
- Many companies
 - > \$600 Million USD market
 - And growing
 - Thousands of applications (mainly mobile)
- A lot of tools exist but no complete solution



Current Research in AR



- Social Acceptance
 - Overcome social problems with AR
- Cloud Services
 - Cloud based storage/processing
- AR Authoring Tools
 - Easy content creation for non-experts
- Collaborative Experiences
 - AR teleconferencing



Facts & Expectations

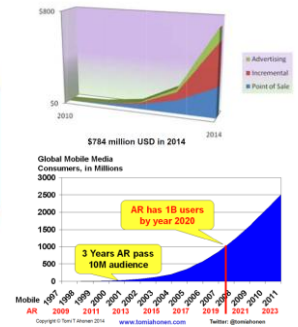


Wearable Devices Market
\$1.4 B 2013 → \$19 B 2018
(Juniper Research)

Augmented Reality Apps Market
\$692 M 2013 → \$5.2 B 2016
(Markets and Markets)

Google Glass
87,000 u 2013 → 21 M 2018
(BI Intelligence)

<http://www.neosentec.com/news/economic-expectation-of-wearable-devices-augmented-reality-and-google-glass/>




Commercial Systems



- Ngrain
 - <http://www.ngrain.com/>
 - Training authoring tool
 - Model based AR tracking
 - Focus on industrial applications



Ngrain Video





Commercial Systems .




- ScopeAR
 - <http://www.scopear.com/>
 - Remote assistance
 - Image based tracking



Billingshurst, M. Augmented Reality: The Next 20 Years, AWE Asia, 18th October 2015.



ScopeAR Video



<http://www.scopear.com/remotear/>



Key Enabling Technologies



- Augmentation
 - Display Technology
- Real-time interaction
 - Interaction Technologies
- 3D Registration
 - Tracking Technologies

Billingshurst, M. Augmented Reality: The Next 20 Years, AWE Asia, 18th October 2015.




Displays



Displays Projections



- Early years
 - Bulky HMDs
- Nowadays
 - Handheld, lightweight HMDs
- Near Future
 - Projected AR
 - Wide FOV see through
 - Retinal displays
- Far Future
 - Contact lens



Projected AR (1-3 years)




- Use stereo head mounted projectors
 - Rollable retro-reflective sheet
- Wide FOV, shared interaction
 - i.e. CastAR (<http://castar.com>)
 - \$400 USD, available Q4 2015



Billingshurst, M. Augmented Reality: The Next 20 Years, AWE Asia, 18th October 2015.



CastAR Video



<http://castar.com/>



Wide FOV See-Through (3+ years)



- Waveguide techniques
 - Wider FOV
 - Thin see through
 - Socially acceptable
- Pinlight Displays
 - LCD panel + point light sources
 - 110 degree FOV
 - UNC/Nvidia



Lumus DK40

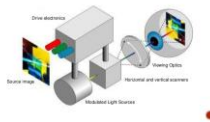
Maimone, A., Lanman, D., et al. Pinlight displays: wide field of view augmented reality eyeglasses using defocused point light sources, Proc of ACM SIGGRAPH 2014 Emerging Technologies, 20, 2014.



Retinal Displays (5+ years)



- Photons scanned into eye
 - Infinite depth of field
 - Bright outdoor performance
 - Overcome visual defects
 - True 3D stereo with depth modulation
- Microvision (1993-)
 - Head mounted monochrome
- MagicLeap (2013-)
 - Projecting light field into eye



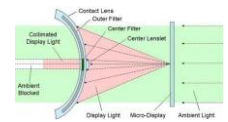

Billingshurst, M. Augmented Reality: The Next 20 Years, AWE Asia, 18th October 2015.



Contact Lens (15 + years)



- Contact Lens only
 - Unobtrusive
 - Significant technical challenges
 - Power, data, resolution
- Contact Lens + Micro-display
 - Wide FOV
 - Socially acceptable
 - Innovega
 - <http://innovega-inc.com/>



<http://spectrum.ieee.org/biomedical/tonics/augmented-reality-in-a-contact-lens/>



Interaction



Interaction Projections



- Early years
 - Limited interaction
 - Viewpoint manipulation
- Nowadays
 - Screen based, simple gesture
 - Tangible interaction
- Future
 - Natural gesture, Multimodal
 - Intelligent Interfaces
 - Physiological/Sensor based



Billingshurst, M. Augmented Reality: The Next 20 Years, AWE Asia, 18th October 2015.



Natural Gesture (2-5 years)

- Freehand gesture input
 - Depth sensors for gesture capture
 - Move beyond simple pointing
 - Rich two handed gestures
 - i.e. Microsoft Research Hand Tracker
 - 3D hand tracking, 30 fps, single sensor
- Commercial Systems
 - Meta, HoloLens, Oculus, Intel, etc



Sharp, T., Keskis, C., et al. Accurate, Robust, and Flexible Real-time Hand Tracking. Proc CHI, Vol. 8, 2015.



Smart Glass Hand Interaction

- EnvisageAR + Phonevers
- RGB-D hand tracking on Android
- Natural gesture input for glasses



Billingshurst, M. Augmented Reality: The Next 20 Years, AWE Asia, 18th October 2015.



Multimodal Input (5+ years)

- Combine gesture and speech input
 - Gesture good for qualitative input
 - Speech good for quantitative input
 - Support combined commands
 - “Put that there” + pointing
- HIT Lab NZ multimodal input
 - 3D hand tracking, speech
 - Multimodal fusion module
 - Complete tasks faster with MMI, less errors



Billingshurst, M., Plumsomboon, T., et al. Hands in Space: Gesture Interaction with Augmented-Reality Interfaces, IEEE computer graphics and applications, (1), 77-80, 2014.



Intelligent Interfaces (10+ years)

- Move to Implicit Input vs. Explicit
 - Recognize user behaviour
 - Provide adaptive feedback
 - Support scaffolded learning
 - Move beyond check-lists of actions
- Eg AR + Intelligent Tutoring
 - Constraint based ITS + AR
 - PC Assembly
 - 30% faster, 25% better retention



Westerfield, G., Mitrovic, A., & Billingshurst, M. Intelligent Augmented Reality Training for Motherboard Assembly, International Journal of Artificial Intelligence in Education, 25(1), 157-172, 2015.




Tracking



Tracking Projections

- Early years
 - Location based, marker based,
 - Magnetic/mechanical
- Nowadays
 - Image based, hybrid tracking
- Future
 - Ubiquitous
 - Model based
 - Environmental




Billingshurst, M. Augmented Reality: The Next 20 Years, AWE Asia, 18th October 2015.



Model Based Tracking (1-3 yrs)

- Track from known 3D model
 - Use depth + colour information
 - Match input to model template
 - Use CAD model of targets
- Recent innovations
 - Learn models online
 - Tracking from cluttered scene
 - Track from deformable objects




Hinterstoisser, S., Lepetit, V., et al. Model based training, detection and pose estimation of texture-less 3D objects in heavily cluttered scenes. Computer Vision–ACCV 2012, Springer Berlin Heidelberg, 548–562, 2013.



Environmental Tracking (3+ yrs)

- Environment capture
 - Use depth sensors to capture scene & track from model
- InifinitAM
 - Real time scene capture on mobiles (dense or sparse)
 - Dynamic memory swapping allows large environment capture
 - Cross platform, open source library available



Billinghurst, M. Augmented Reality: The Next 20 Years, AWE Asia, 18th October 2015.



InifinitAM Video



<http://www.robots.ox.ac.uk/~victor/inifinitam/>



Wide Area AR Tracking (5+ yrs)

- Using panorama imagery →
- Processed into a point cloud dataset →
- Used for AR localisation →



Ventura, J., Hollerer, T. Wide-area scene mapping for mobile visual tracking. Proc. of the International Symposium on Mixed and Augmented Reality 2012, (ISMAR), IEEE Computer Society, 3–12, 2012.



Conclusions

- Face to face collaboration
 - AR preferred over immersive VR
 - AR facilitates seamless/natural communication
- Remote Collaboration
 - AR spatial cues can enhance communication
 - AR conferencing improves video conferencing
 - Many possible confounding factors
- Future
 - Expect a lot of new AR technologies and apps



Questions

