



PA198 Augmented Reality Interfaces

Lecture 8
Wearable Augmented Reality

Fotis Liarokapis
14th November 2016

Introduction




Intro to Wearable Computing (WC)



- Technology which allows for the human and computer to interact, process data, and perform tasks as one unit
- The concept of wearable computers attempts to bridge the 'interaction gap' between the computer and a human
- Wearable computing promotes devices that should be as natural to the user as wearing sunglasses or clothes



Conventional Computer



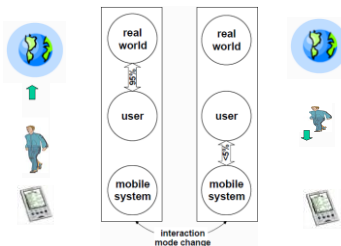
Roadmap: Wearable Computing 2020, Wear it at work.



Today's Mobile Interaction



- Unusable when interaction with the physical world needed



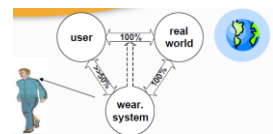
Roadmap: Wearable Computing 2020, Wear it at work.



The Wearable Vision



- Non disruptive interaction
- Environment oriented
 - Context recognition
 - Augmentation
- Physically unobtrusive
- Seamlessly connected

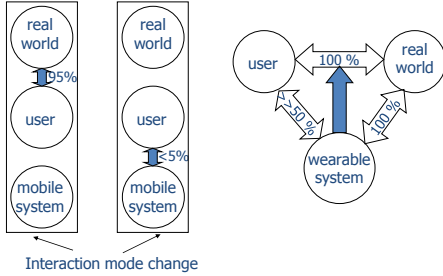


Roadmap: Wearable Computing 2020, Wear it at work.



Wearable vs. Mobile Computing

- Focus on the interaction of user/system



What is a Wearable Computer?

- A computer that is subsumed into the personal space of the user
- Controlled by the user, and always with the user – it is always on and always accessible
 - Operational and interactional consistency



Wearable Computer Definition

- A wearable computer offers all the features of a regular computing system, but is also totally related with the user



Ganguly, K. A Study on Wearable Computing, CS898A - Mobile / Wireless Communications



Fundamentals of Wearable Computing

- Humanistic Intelligence (HI)
- Human-Computer Interaction (HCI)
- Mediated Reality

Ganguly, K. A Study on Wearable Computing, CS898A - Mobile / Wireless Communications



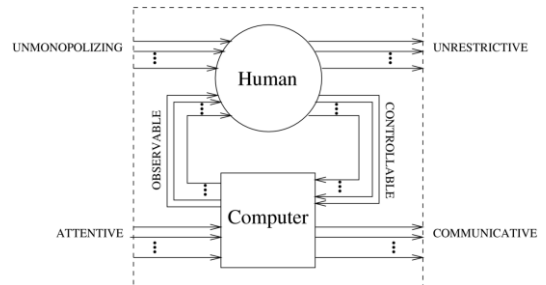
Humanistic Intelligence (HI)

- HI is the intelligence that arises when a human is part of the feedback loop of a computational process in which the human and computer are linked
- This creates a far more powerful entity than the individual parts

Ganguly, K. A Study on Wearable Computing, CS898A - Mobile / Wireless Communications



Signal flow path theory of HI



"Humanistic intelligence wearcompdef multichannelonly" by Glogger - Own work. Licensed under CC BY-SA 3.0 via Commons - https://commons.wikimedia.org/wiki/File:Humanistic_intelligence_wearcompdef_multichannelonly.png#/media/File:Humanistic_intelligence_wearcompdef_multichannelonly.png



HCI



- HCI typically treats the human and computer as 2 separate entities
- Wearable computing extends the HCI concept
 - The computer can be regarded as a second brain, with it's sensory modalities and additional senses adding to the wearer's (paradigm shift)
- Idea is to move the tools of augmented intelligence and communication directly onto the human body

Ganguly, K. A Study on Wearable Computing, CS898A - Mobile / Wireless Communications



Mediated Reality



- Refers to the ability to add to, subtract information from, or otherwise manipulate one's perception of reality
 - Through the use of a wearable computer or hand-held device
- Typically, it is the user's visual perception of the environment that is mediated



Displays what's really there and then this allows a computer to be inserted into the "reality stream" to modify it

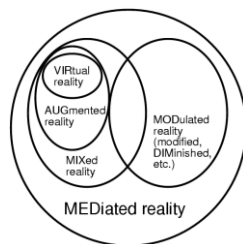
https://en.wikipedia.org/wiki/Computer-mediated_reality



Mediated Reality .



- Mixed reality and augmented reality are special cases of mediated reality



https://en.wikipedia.org/wiki/Computer-mediated_reality



Goal of Wearable Computing



- Main goal of the wearable computing paradigm is to produce a symbiotic relationship between the human and computer
 - Rather than attempting to emulate human intelligence
- The computer simply performs tasks at which it is much better and faster at doing

Ganguly, K. A Study on Wearable Computing, CS898A - Mobile / Wireless Communications



Communications



- Wireless communication is an integral part of wearable computing
 - Extremely important!
- Nowadays WC's use communication protocols such as:
 - 802.11x
 - Bluetooth
 - Infra-red

Ganguly, K. A Study on Wearable Computing, CS898A - Mobile / Wireless Communications



Hardware



- Small size and light-weight
 - Getting better and better
 - Innovative design of components
- Functionality is decided by where on the body it is worn
 - Head-mounted are the most common
- Multiple standard connectors
 - i.e. USB
- Innovative power use
 - Batteries are still a problem



Software



- Common Operating Systems:
 - Windows
 - Linux (popular)
 - MS-DOS
- GUIs are typically minimal
- Installed applications depend on the function of the device
- Use of Agents is mandatory, not optional
 - i.e. Remembrance agent, context-aware agent, etc

Ganguly, K. A Study on Wearable Computing, CS898A - Mobile / Wireless Communications



Why Use Wearables



- Since they are wearable they are always with you
 - Difficult to loose
- Instant access, information anywhere and at anytime
 - Laptops require preparation time
 - PDAs require both hands
- Can become very personal items
 - Transparent use



Who Uses Wearables



- Researchers
 - i.e. Augmented reality
- Field workers
 - Access to information given by remote experts
- Technicians
 - Blueprints
- Military
 - Soldiers monitoring health and equipment



Characteristics of Computing Devices




Device Type	Form Factor	Highest Degree of Mobility	Mode of Interaction	Modularity
Desktops	Large	Fixed	Stationary only	Fully modular input/output mechanisms
Laptops	Medium	Transportable	Stationary only	Single unit device with optional external output mechanisms (audio)
Palmtops	Small	Transportable	Stationary, with minor exceptions	Single unit device with optional external output mechanisms (audio)
Handhelds	Medium to small	Fully mobile	Mobile interaction enabled	Single unit device with optional external input/output mechanisms
Wearables	Small	Fully mobile	Mobile interaction enabled	Fully modular input/output mechanisms

[L. Gorlenko and R. Merrick, No wires attached: Usability challenges in the connected mobile world]



Brief History



Evolution of Wearable Computers





Father of Wearable Computing



<https://www.youtube.com/watch?v=cjH7NF6E1>



Wearable Devices



Ganguly, K. A Study on Wearable Computing, CSR98A - Mobile / Wireless Communications



Architecture



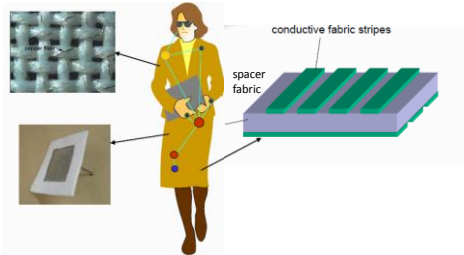
Key Architecture Question

- What does integration with the outfit mean ?
- Observation:
 - Clothing is a heterogeneous, distributed, dynamically reconfigurable system
 - Function
 - Technology
 - User expectation
- Solution:
 - 4 layers of integration reflecting relation between clothing and electronic

Roadmap: Wearable Computing 2020, Wear it at work.



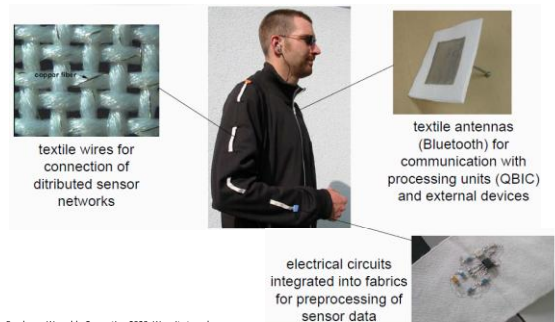
Layer 1: Functional Textiles



Roadmap: Wearable Computing 2020, Wear it at work.



Simple Functions in Textiles



Roadmap: Wearable Computing 2020, Wear it at work.



Smart Shirts



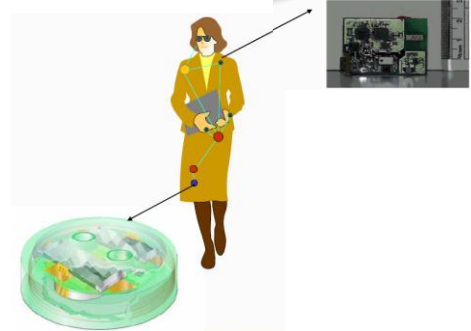
- Wearable Motherboard, Smart Shirt (GATECH)



Roadmap: Wearable Computing 2020, Wear it at work.



Layer 2: Embedded Microsystems



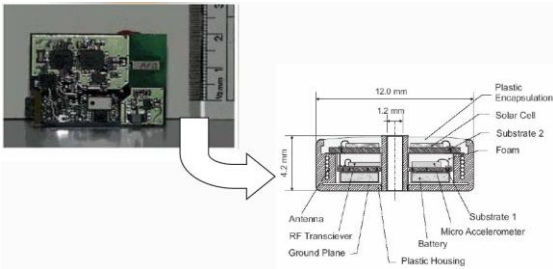
Roadmap: Wearable Computing 2020, Wear it at work.



Miniaturized Sensors



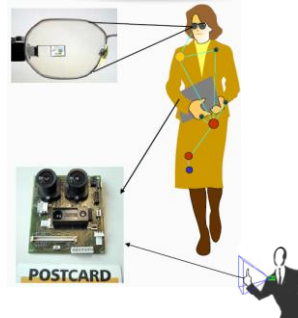
- (Bharatula, Ossevoort, Lukowicz, Tröster, 2004)



Roadmap: Wearable Computing 2020, Wear it at work.



Layer 3: Attachable Peripherals



Roadmap: Wearable Computing 2020, Wear it at work.



Augmented Reality



Roadmap: Wearable Computing 2020, Wear it at work.



Billingshurst, M. Designing for Wearables, AWE Asia 2015.



Sensor Based Interfaces



Roadmap: Wearable Computing 2020, Wear it at work.



ETH QBIC: Belt Integrated System



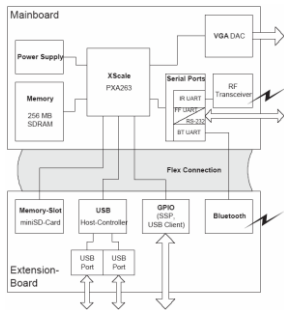
- Buckle as computer housing
- Belt as peripheral bus
 - Connectors
 - Batteries
 - Wireless adapter, storage etc



Roadmap: Wearable Computing 2020, Wear it at work.




QBIC



Roadmap: Wearable Computing 2020, Wear it at work.



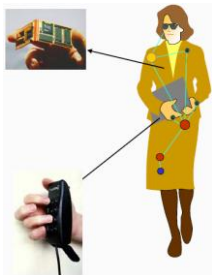
ETH QBIC



Roadmap: Wearable Computing 2020, Wear it at work.




Layer 4: Carry On Devices



Roadmap: Wearable Computing 2020, Wear it at work.



Wearable Computer New Scientist



<https://www.youtube.com/watch?v=5DNXLAgM7Z0>



Design Guidelines



How To Design This?



Billinghamurst, M. Designing for Wearables, AWE Asia 2015.



Universal Design Principles

- Flexibility
- Equitable use
- Easy to perceive
- Simple and intuitive
- Low physical effort
- High tolerance for error



Billinghamurst, M. Designing for Wearables, AWE Asia 2015.



Designing for Wearables

- Wearables are intimate on-body devices, so interface design for wearables, means:
 - Designing for Attention
 - Designing for Interruption
 - Designing for User Experience
 - Designing for Social Interaction

Billinghamurst, M. Designing for Wearables, AWE Asia 2015.



Micro-Interactions

- Using mobile phone people split their attention between the display and the real world

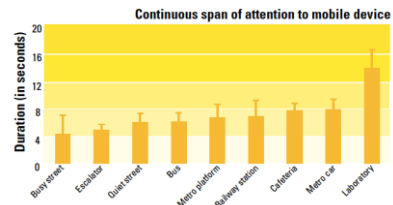


Billinghamurst, M. Designing for Wearables, AWE Asia 2015.



Time Looking at Screen

- Oulasvirta, A. (2005). The fragmentation of attention in mobile interaction, and what to do with it. interactions, 12(6), 16-18



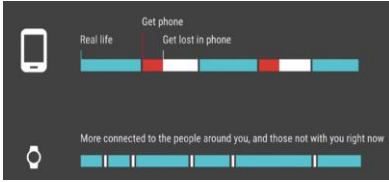
Billinghamurst, M. Designing for Wearables, AWE Asia 2015.



Using Micro Interactions



- Quick micro-interactions reduce divided attention and allow people to spend more time in real world



Billingshurst, M. Designing for Wearables, AWE Asia 2015.



Like A Rear View Mirror



- Don't overload the user
- Stick to the absolutely essential
 - Avoid long interactions
- Be explicit



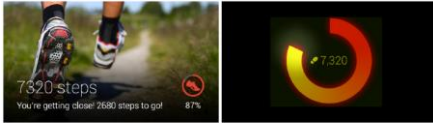
Billingshurst, M. Designing for Wearables, AWE Asia 2015.



Make it Glanceable



- Seek to rigorously reduce information density
- Successful designs afford for recognition, not reading



Bad

Good

Billingshurst, M. Designing for Wearables, AWE Asia 2015.



Reduce the Number of Info Chunks




- Designing for recognition, not reading
- Reducing the total # of information chunks will greatly increase the glance ability of the design



Billingshurst, M. Designing for Wearables, AWE Asia 2015.



Design Single Interactions < 4 sec



Eye movements	
For 1: 1	230ms
For 2: 1	230ms
For 3: 1	230ms
For 4: 3	690ms
For 5: 2	460ms

~1,840ms

Eye movements	
For 1: 1-2	460ms
For 2: 1	230ms
For 3: 1	230ms

~920ms

Billingshurst, M. Designing for Wearables, AWE Asia 2015.



Test the Glanceability of Your Design



Billingshurst, M. Designing for Wearables, AWE Asia 2015.



Design for Micro-Interactions



- Design interactions less than a few seconds
 - Tiny bursts of interaction
 - One task per interaction
 - One input per interaction
- Benefits
 - Use limited input
 - Minimize interruptions
 - Reduce attention fragmentation

Billingshurst, M. Designing for Wearables, AWE Asia 2015.



Important Note



- Design for limited attention/micro-interactions
- No more than 4 seconds to complete a given step in the interaction

Billingshurst, M. Designing for Wearables, AWE Asia 2015.



Designing for Interruptions



- Assume user is engaged in critical real world task
- Use context to filter interruptions
 - Is it necessary?
- Interrupt in way that consumes least attention
- Allow user to dismiss interruption with minimal effort
- Progressively disclose information and increase interaction

Billingshurst, M. Designing for Wearables, AWE Asia 2015.



Interruptions on Glass Example



- Receiving SMS on Glass
 - Gradually increase engagement and attention load
 - Respond to user engagement



Billingshurst, M. Designing for Wearables, AWE Asia 2015.



Important Note



- Design carefully for interruption
- Low cognitive load that can be increased as needed
 - i.e. NASA TLX



NASA TLX



- A subjective workload assessment tool
- Allows users to perform subjective workload assessments on operator(s) working with various human-machine systems
- A multi-dimensional rating procedure that derives an overall workload score based on a weighted average of ratings on six subscales

<http://humansystems.arc.nasa.gov/groups/tlx/>



NASA Task Load Index

Hart and Staveland's NASA Task Load Index (TLX) method assesses work load on five 7 point scales. Increments of high, medium and low estimates for each point result in 21 gradations on the scales.

Name	Date	Case
Mental Demand How mentally demanding was the task?		
Very Low Very High		
Physical Demand How physically demanding was the task?		
Very Low Very High		
Temporal Demand How hurried or rushed was the pace of the task?		
Very Low Very High		
Performance How successful were you in accomplishing what you were asked to do?		
Perfect Failure		
Effort How hard did you have to work to accomplish your level of performance?		
Very Low Very High		
Frustration How insecure, discouraged, irritated, stressed, and annoyed were you?		
Very Low Very High		



Consider Your User


- **Wearable User**
 - Probably Mobile
 - One/no hand interaction
 - Short application use
 - Need to be able to multitask
 - Use in outdoor or indoor environment
 - Want to enhance interaction with real world



Billingshurst, M. Designing for Wearables, AWE Asia 2015.



How To Take A Note?



Billingshurst, M. Designing for Wearables, AWE Asia 2015.



Glass Pictures Example

- On Glass there are three ways to take a picture
 - Voice commands – “Ok Glass, Take a Picture”
 - Touch navigation through menu
 - Winking with right eye
- Which you use depends on context
 - Riding a bike outdoors – voice commands
 - During a meeting – winking



Billingshurst, M. Designing for Wearables, AWE Asia 2015.



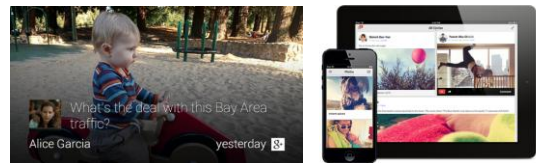
Important Note

- Provide many different ways of accessing functionality
- Each person is different!



Design For Device

- Simple, relevant information
- Complement existing devices



Billingshurst, M. Designing for Wearables, AWE Asia 2015.





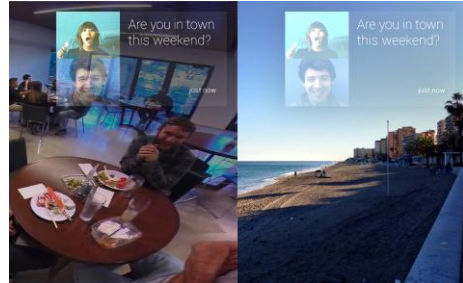
Glass User Interface



Billingshurst, M. Designing for Wearables, AWE Asia 2015.



Test Indoors & Outdoors



Billingshurst, M. Designing for Wearables, AWE Asia 2015.



Design for Context



Billingshurst, M. Designing for Wearables, AWE Asia 2015.



Design for Ecosystem of Wearables



- User have multiple devices
 - Phone, watch
 - Fitness band, HMD
- Each device should be used when it's most relevant and when it's the easiest interaction available



Billingshurst, M. Designing for Wearables, AWE Asia 2015.



Interface Guidelines



- Design for device
- Use multiple input options
- Do one thing at a time
- Consider user context
- Design for indoor and outdoor use
- Design for device ecosystem

Billingshurst, M. Designing for Wearables, AWE Asia 2015.



Social Acceptance



- People don't want to look silly
 - Only 12% of 4,600 adults would be willing to wear AR glasses
 - 20% of mobile AR browser users experience social issues
- Acceptance more due to social than technical issues
 - Needs further studies
 - Ethnographic, field tests, longitudinal



Billingshurst, M. Designing for Wearables, AWE Asia 2015.



Social Implications



- Freak or Trendy?



Social Implications Questions



- Will the use of wearable computers become a symbol of elitism or will they become accepted as part of the daily routine?
- Is the integration of computer equipment into the body more acceptable than a wearable computer module?



Prototyping



Main Goal



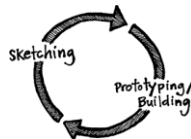
- How can we quickly prototype wearable computing applications with little or no experience
- Understand the market and user needs first



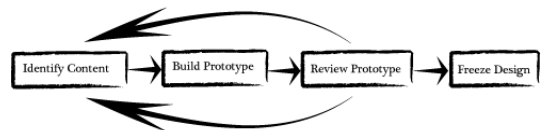
Why Prototype?



- Quick visual design
- Capture key interactions
- Focus on user experience
- Communicate design ideas
- Learn by experience



Prototype Design Process





Typical Development Steps

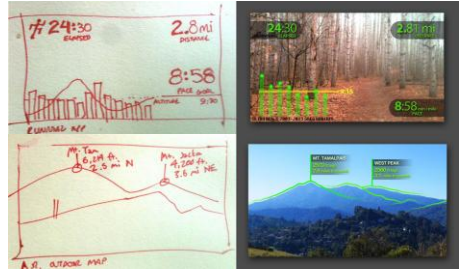
- Sketching
 - Storyboards
 - UI Mockups
 - Interaction Flows
 - Video Prototypes
 - Interactive Prototypes
 - Final Native Application
- Static Low fidelity**
Increased Fidelity & Interactivity
Interactive High fidelity

Billinghamst, M. Designing for Wearables, AWE Asia 2015.



Sketched Interfaces

- Sketch + Powerpoint/Photoshop/Illustrator



Billinghamst, M. Designing for Wearables, AWE Asia 2015.



Paper Prototype

- Use sketched interface in template

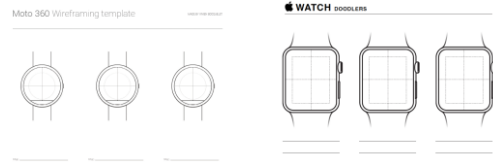


Billinghamst, M. Designing for Wearables, AWE Asia 2015.



Smart Watch Templates

- <https://dribbble.com/jaysuthar/buckets/260235-watch>



Billinghamst, M. Designing for Wearables, AWE Asia 2015.



Application Areas

- Warehouse picking
- Inspection
- Maintenance
- Repair
- Medical
- Security
- Military

Wearables Today



A Prototypical Wearable Device

- Hearing aid computer
- Permanently useful
- Augments user's perception
- Situation sensitive
 - Adjusts amplification to the situation
- Virtually unnoticeable



Roadmap: Wearable Computing 2020, Wear it at work.



Consumer Applications

- Fossil has created the wrist PDA, it uses the Palm OS, and has almost all the functionality of a standard Palm Pilot
- Accenture Technology Labs has created a device that uses two small microphones, and a camera to assist in remembering a persons name




Consumer Applications .

- MIT Media Lab has developed handbags that alert you when you leave
 - Things behind, your wallet, or an umbrella if you need one
- Oakley has developed the first digital music eyewear
 - The Oakley Thump, comes equipped with a solid state hard drive, for skip free listening



Intel Wearable Video

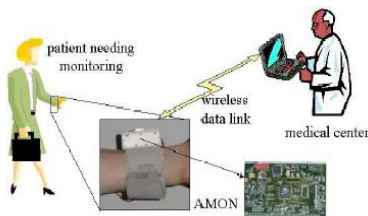


<https://www.youtube.com/watch?v=3e1a5e0712v6>



Medical Applications

- Wrist worn medical monitoring devices



Medical Applications .


- The C-Leg
 - Uses the C programming language to do all of the calculations required to function, hence "C"-leg
 - Sensors from the foot and ankle get load information, sensors from the knee get the precise angle of the leg and swing speed, this is all sent to a microprocessor for processing



Ottobockus.com



C-Leg Video



<https://www.youtube.com/watch?v=FDhoXmxCwZA>




Personal/Recreational Use

- Web surfing
- Email/Text/Video Messaging
- Note taking
- Audio/Video Entertainment



Hiris Video



<https://www.youtube.com/watch?v=VFSD1189u30>



Military Wearables



Early Years - The Soldier's Computer


- James Schoening, Matt Zieniewicz 1989, John Flatt, Sal Barone, and Almon Gillette, 1990
- Schoening:
 - small wearable computer, integrated with a wireless link and HMD
- Matt Zieniewicz:
 - wireless data transmission, image capture, integrated Global Positioning System (GPS) receivers, and menu-driven software

Zieniewicz, M.J., Johnson, D.C., Wong, D.C., Flatt, J.D. The Evolution of Army Wearable Computers, Research, Development, and Engineering Center, US Army Communications Electronic Command



Army Material Command's - First Trade Show

- Agilis bricktype 386-based computer
- Software:
 - Creating reports, displaying battlefield situation maps
 - Could enter and transmit simple reports to other units
- HMD:
 - 14-inch monochromatic display
- Interaction:
 - Trackball for input



Zieniewicz, M.J., Johnson, D.C., Wong, D.C., Flatt, J.D. The Evolution of Army Wearable Computers, Research, Development, and Engineering Center, US Army Communications Electronic Command



The SIPE project



- Spring of 1990
 - Led by Carol Fitzgerald
- New digitized battlefield concept:
 - portable, wearable battery-powered computer
- Computer needed to include:
 - Image capture
 - Integrated radio
 - Portable display unit

Zieniewicz, M.J., Johnson, D.C., Wong, D.C., Flatt, J.D. The Evolution of Army Wearable Computers, Research, Development, and Engineering Center, US Army Communications Electronic Command



SIPE Requirements



- Challenges
 - Integrate these components into a lightweight package
 - Bring computing devices to the individual soldier
- None of the functions were commercially available
- Software:
 - Developed in C

Zieniewicz, M.J., Johnson, D.C., Wong, D.C., Flatt, J.D. The Evolution of Army Wearable Computers, Research, Development, and Engineering Center, US Army Communications Electronic Command



SIPE Functionality



- The new system aimed to digitize basic battlefield operations to help soldiers
 - Read maps, navigate, and maintain situation awareness
 - Receive, prepare, and send written field reports
 - Capture and transmit color still images for reconnaissance purposes
 - Access battlefield operations reference material

Zieniewicz, M.J., Johnson, D.C., Wong, D.C., Flatt, J.D. The Evolution of Army Wearable Computers, Research, Development, and Engineering Center, US Army Communications Electronic Command



SIPE System Architecture



- Computer processor with memory
- GPS receiver and a digital compass
- Data radio
- Video capture system
- A miniature color camera
- A video controller subsystem
- An HMD
- A power supply subsystem
- Wiring harnesses and packaging

Zieniewicz, M.J., Johnson, D.C., Wong, D.C., Flatt, J.D. The Evolution of Army Wearable Computers, Research, Development, and Engineering Center, US Army Communications Electronic Command



Feedback From Soldiers



- Operate longer on a set of batteries
- Computer-radio-GPS:
 - 18 pounds
- HMD into helmet
 - nearly 8 pounds
- CRT display
 - 15 pounds
- Drawback
 - Delay in capturing and sending a still video image



Zieniewicz, M.J., Johnson, D.C., Wong, D.C., Flatt, J.D. The Evolution of Army Wearable Computers, Research, Development, and Engineering Center, US Army Communications Electronic Command



Land Warrior Project



- Land Warrior requirements:
 - Integrate small arms with high-tech equipment
 - Provide communications and command and control at the infantry soldier level
 - Look at the individual infantry soldier as a complete unit rather than as a segment of a larger force
- Cancelled in 2007, but restarted in 2008

https://en.wikipedia.org/wiki/Land_Warrior



Major Subsystems and Components

- Computer subsystem
- Helmet subsystem
- Control and communications subsystem
- Weapons subsystem
- Navigation system



Zieniewicz, M.J., Johnson, D.C., Wong, D.C., Flatt, J.D. The Evolution of Army Wearable Computers, Research, Development, and Engineering Center, US Army Communications Electronic Command



Helmet Subsystem



- Helmet subsystem**
 - Helmet-mounted display, speaker, and microphone
 - Provides soldier audio and video interfaces
- Soldier control unit and communication subsystem**
 - Provides system controls and soldier radio
 - Power on, smart card login, joystick, volume control, brightness control, and push-to-call
 - Soldier radio
 - Communications processor
- Weapon subsystem**
 - Weapon user input device, day video sight, thermal sight, multifunctional laser, and compass
 - Provides the soldier with sensors and controls for aiming, target location, and target identification
- System power**
 - One battery on each side of the soldier
 - Rechargeable or disposable smart batteries

Zieniewicz, M.J., Johnson, D.C., Wong, D.C., Flatt, J.D. The Evolution of Army Wearable Computers, Research, Development, and Engineering Center, US Army Communications Electronic Command



Computer Subsystem



- Computer subsystem**
 - Manages system configuration, messages, and alerts
 - Stores standard map product, mission data, and manuals
 - Generates map with graphical overlay of position and situation
- Navigation subsystem**
 - Provides GPS and magnetic heading
 - Utilizes dead reckoning device when GPS signal is not present
 - Provides soldier location and heading to computer for map display, automatic position reporting, and target location calculation
- Soldier equipment**
 - Clothing, boots, gloves
 - Assault helmet
 - Modular lightweight load-bearing equipment, and ruck sack
 - Hydration system
 - Body armor

Zieniewicz, M.J., Johnson, D.C., Wong, D.C., Flatt, J.D. The Evolution of Army Wearable Computers, Research, Development, and Engineering Center, US Army Communications Electronic Command



Land Warrior Video



<https://www.youtube.com/watch?v=3Dev2fmuu4k>



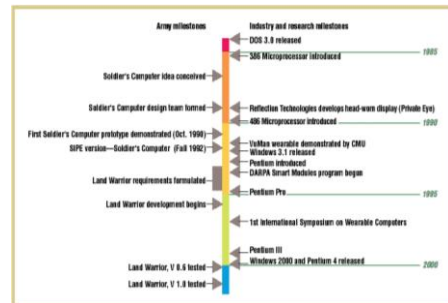
21st-Century Soldier

- 21st-Century Soldier (Czech: Voják 21. století) is a Czech Future Soldier military project
- The agreement of Czech Ministry of Defence and VOP-026 Šternberk about the future soldier program was signed in 2004
- A functional prototype was created at the end of 2005
 - Expected to be operation in 2012

https://en.wikipedia.org/wiki/21st-Century_Soldier



Timeline of Army's Wearable Systems



Zieniewicz, M.J., Johnson, D.C., Wong, D.C., Flatt, J.D. The Evolution of Army Wearable Computers, Research, Development, and Engineering Center, US Army Communications Electronic Command



Military Suit & Suspended Armor



https://www.youtube.com/watch?v=cix_KVBlrEdo



Conclusions



- Wearables mainly used by Universities
 - Industrial applications are catching up
- Major obstacles
 - Power, cooling, processing power, lightweight components, displays, graphics
- Future:
 - A single wearable will replace all separate devices we carry and use on a daily basis



Questions

