

Evening Drawing

Week 1: Basics

Helena Lukášová, Hana Pokojná

Welcome

- Some topics we will explore in the next few months:
 - 1) Basics (line of action, gravity, intuitive drawing)
 - 2) Proportions (body)
 - 3) Portraits and profiles
 - 4) Surface anatomy
 - 5) Lightning
 - 6) More...

Materials

- Paper
- Charcoal: natural or manufactured
- Graphite
- Kneaded eraser (putty rubber)
- Masking tape (paper)
- Fixing spray (can also be hairspray)

Places to shop:


- INDIGES, Štefánikova 19a, 602 00 Brno-střed, <https://www.provytvarniky.cz/kontakt>
- Výtvarné potřeby CREATIVE, Husova 255, 602 00 Brno-střed, <https://www.art-creative.cz/>
- KOH-I-NOOR HARDTMUTH Trade a.s., Koblížná 27/5 and Masarykova 427/31, 602 00 Brno-střed, <https://www.koh-i-noor.cz/>
- v obchodním domě Vágner na České v nejvyšším patře

Intuitive Measurements

- Sometimes we get too preoccupied with details, however, the first step is blocking out the general shapes and movements
- Great start is intuitive measurement -> practice through drawing movement and short poses
- Focus on capturing the 'action', often in the folds and angular areas such as knees, elbows...

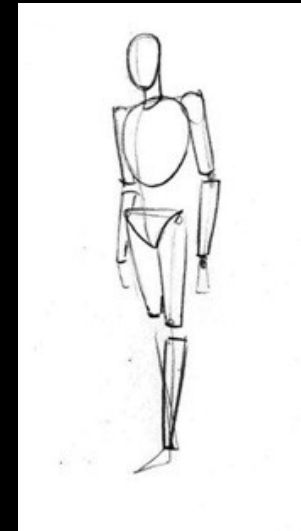
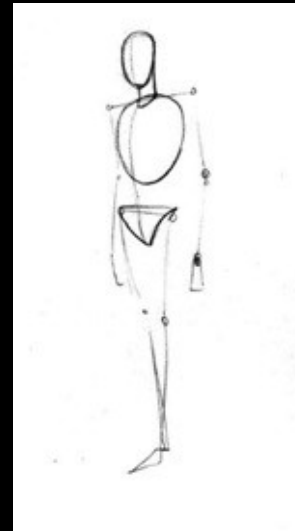
The Line of Action

- Drawn with gesture, starting with head, going through body (down the spine) into one of the lower limbs
- On the right is an example of the Line of action in a figure (Andrew Capps, Artstation)



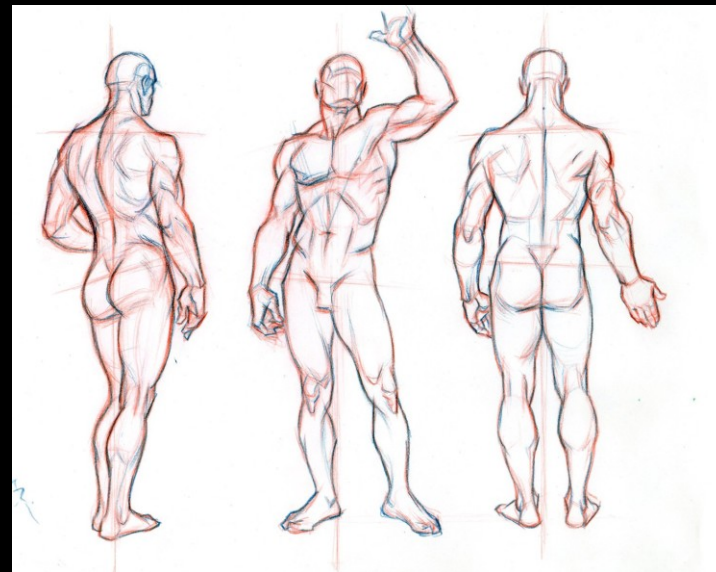
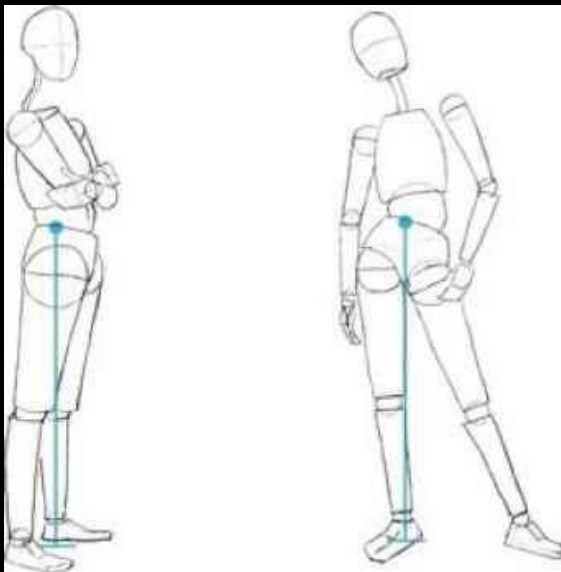
Human Figure Basics

- Add **basic geometric shapes** for main body parts
 - head, torso, knees, shoulders (no details!!!)
- You will be adding '**meat on the bones**', still in simple shapes (cylinders) onto this sketch
- Afterwards, connect shapes with curves



Gravity and Balance

- Gravity makes the drawing 'look right'
- Tip: chin is above the heel that carries the weight of the body



- Sources + further reading: <https://www.joshuanava.biz/human-figure/weight-balance-movement.html>
- <https://medium.com/@GetScriba/beginner-s-guide-importance-of-proper-body-proportions-and-how-to-get-them-right-31d94d2f75c7>

Practice

- If you fancy practising life-drawing outside of class
 - 1) Get someone to pose for you
 - 2) Draw people in public
 - 3) There are MANY statues around Brno who don't move ;}
 - 4) Website that has life-drawing materials:

<https://line-of-action.com/>