


VB035

SESSION 4



AGENDA

- Warm-up (the crossword)
- How to give feedback
- Email peer feedback
- The escape game presentation
- Grammar: questions, question tags





We all need people
who will give us
feedback.
That's how we improve
Bill Gates, Microsoft



" FEEDBACK IS A
FREE EDUCATION TO
EXCELLENCE.
SEEK IT WITH
SINCERITY AND
RECEIVE IT WITH
GRACE "

Ann Marie Houghtailing



Accept both
compliments and
criticism. It
takes both sun
and rain for a
flower to grow.



- The handout



- 1 Feedback means editing and correcting mistakes. -
- 2 I should give feedback on every single aspect of the other person's work. -
- 3 I shouldn't give any suggestions for improvement.
- 4 I should only provide general comments.
- 5 I should address specific behaviours, not the reviewee's personality.
- 6 Feedback is about pointing out flaws; I should only comment on what needs improvement, not on what's been done well.
- 7 When providing feedback, I should use a respectful and considerate tone.
- 8 I don't think it's necessary to ask the reviewee how they want to receive feedback.
- 9 The main goal of feedback is to help the person grow and develop their skills.
- 10 I should prioritize and provide feedback only on several key areas.
- 11 I should ask the reviewee to reflect on their own work before giving my feedback.




PEER REVIEW BENEFITS

Develop your own critical and evaluative capacities

As the reviewer you gain just as much if not more than the reviewee

If you learn what to look for in a piece of writing of others you will be much better equipped to evaluate your own writing

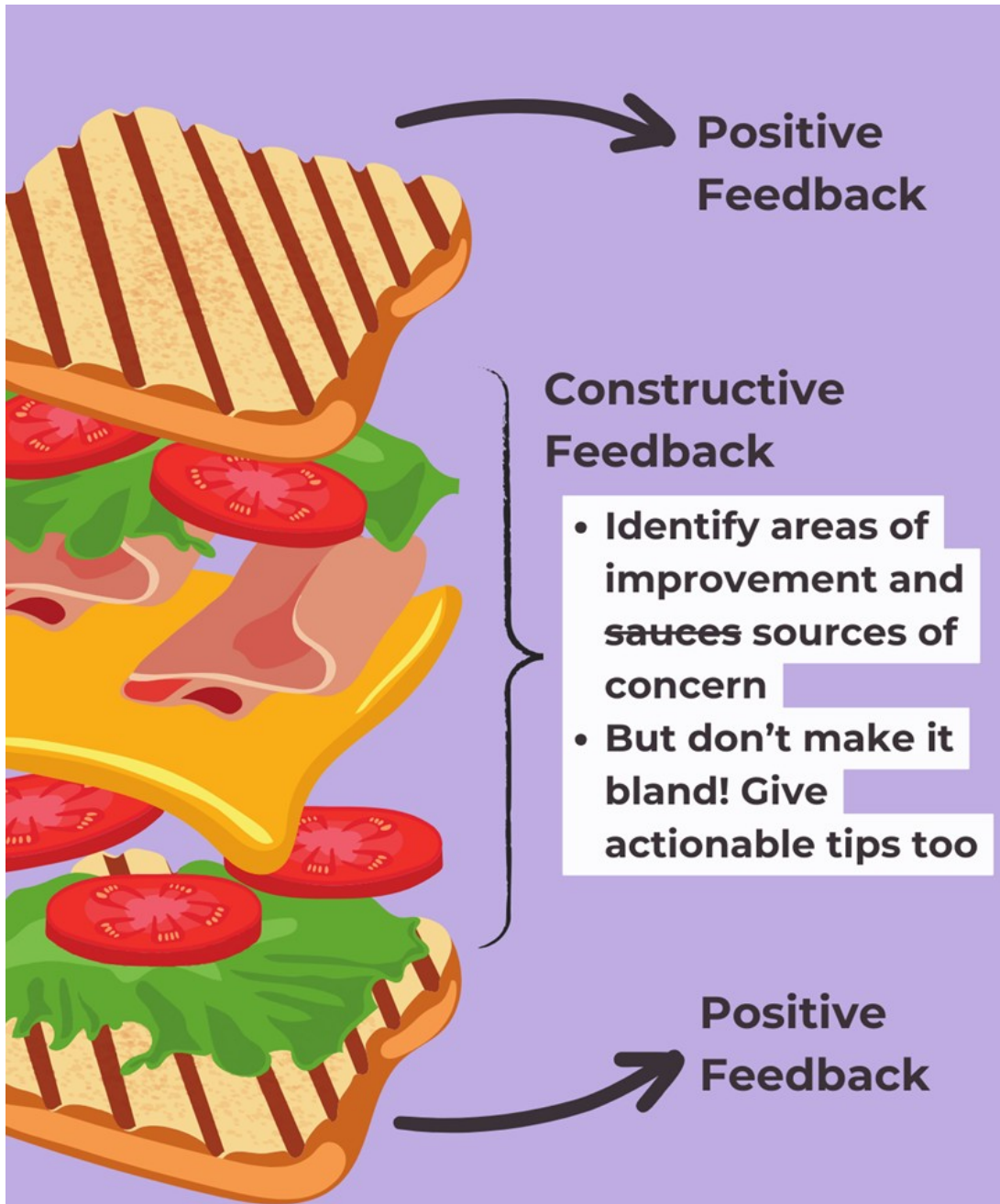


You might have heard of the sandwich feedback approach. What do you think it means? Would you like to be given feedback this way? Why? Why not?



1. _____
2. _____
3. _____





STRATEGIES TO GIVE FEEDBACK

Provide both positive and negative aspects of a performance

Language to praise: I appreciate how you...

I was impressed by... You did well with... Great job on...

- **Language to express criticism and suggestion:** You could ... I would like to see more ... I think you should... One area to work on One suggestion is... It might help to...

□



1) **Describe** what your peer did rather than pass judgment

ie. Instead of saying “it’s good”, say something like “you used a wide variety of sentence structures that made it more interesting to read”

2) **Praise**

Tell your peer what they did well!

I think you used a lot of good details

I liked when you used the word _____

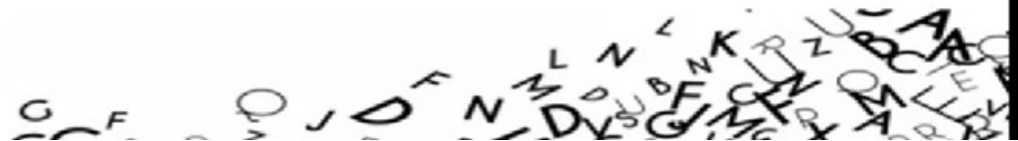
My favorite part was _____ because...

This was really fun to read because...



Strategy 3: Style

I would suggest working on improving your word choice in order to make writing more sophisticated and interesting to read. Another step you could take to increase the formality of your composition would be to get rid of your contractions (such as "I'm" rather than "I am"). I'm looking forward to reading the final draft!



Take-aways

Be specific

Stay positive

Your goal is to help your peer improve

Feedback is not about correcting mistakes and editing

Feedback is providing guidance



**COMMENT ON A LETTER WRITTEN BY A FELLOW STUDENT.
IN YOUR COMMENTS CONSIDER THE FOLLOWING ASPECTS**

- **Content** (Is the email relevant? Do you understand the key points?)
- **Structure** (Appropriate salutation and title of address, intro, purpose, description of the problem, solution, conclusion, polite closing phrases, sign-off, signature (name + surname))
- **Style** (appropriate, formal)
- **Vocabulary** (formal, accurate, etc.)
- **Grammar** (word order, articles etc)
- **Punctuation**
- **Tone** (polite)



QUESTION TAGS EXCEPTIONS

I am I am still a part of the team, **aren't I?**

Need (negative) He doesn't need to repeat the year, **does** he?

Let's Let's try this new restaurant. **Shall** we?

Wait a minute, **can** you?

Have some more rice, **will** you?

There is a mosque in that street, **isn't there?**

Someone's been taking my food again, haven't **they?**

Nobody has planned, have **they?**



2) Complete the question tags.

- a) Get me some chewing gum when you go to the shop, _____ you?
- b) Let's watch a new film, _____ we?
- c) There's not really much point waiting, _____ there?
- d) Tonia will put us up for the weekend, _____ she?
- e) Nobody seems to like Jessica, _____ they?
- f) I'm not making much sense now, _____ I?
- g) Let's go because it's getting late, _____ it?
- h) If you borrow my coat, don't get it dirty, _____ you?
- i) Bill should be here by now, _____ he?
- j) I'm making you feel uncomfortable, _____ I?
- k) Someone left the door open, _____ they?
- l) Nobody knows about this, _____ they?



- 1. At which faculty do you study?
- 2. Do you have any practicals?
- 3. Is attendance required at all your lectures?
- 4. How many seminars do you have per week?
- 5. Are you studying for a Bachelor's or Master's degree?
- 6. Are you carrying out any research?
- 7. Have you taken any notes at this lecture?
- 8. Do you receive any grants for your studies?
- 9. Who is giving the lecture tomorrow?
- 10. Have you completed your first degree?

