


A photograph of a man sitting on a bench in a city street at dusk. He is wearing a red cap with the word 'Miami' on it and a dark jacket. The background shows a busy street with many people walking, some buildings, and a tram. The lighting is low, with a warm glow from the setting sun in the background.

VV045
PHOTOGRAPHY
PORTRAIT+DOCUMENT+
INDEPENDENT PROJECT

Tomáš Škoda

PORTRAIT PHOTOGRAPHY

The basis of quality portrait photography is a combination of well-mastered technique, work with light and, last but not least, work with the portrait subject.



STUDIO PORTRAIT PHOTOGRAPHY

- Studio lights: soft boxes, directional light, snoot, gels
1 light vs multiple lights
- How to choose a backdrop
- Different angles points and lighting positions
evoke different psychological states.




DOCUMENT PHOTOGRAPHY

ACTION

Documentary photography requires fast handling of the camera and quick choice making.

Fast reaction to freeze a moment, to catch a fleeting moment



**“If your pictures aren't good
enough, you're not close enough”**

Robert Capa



Back to the beginning

...just for a while...

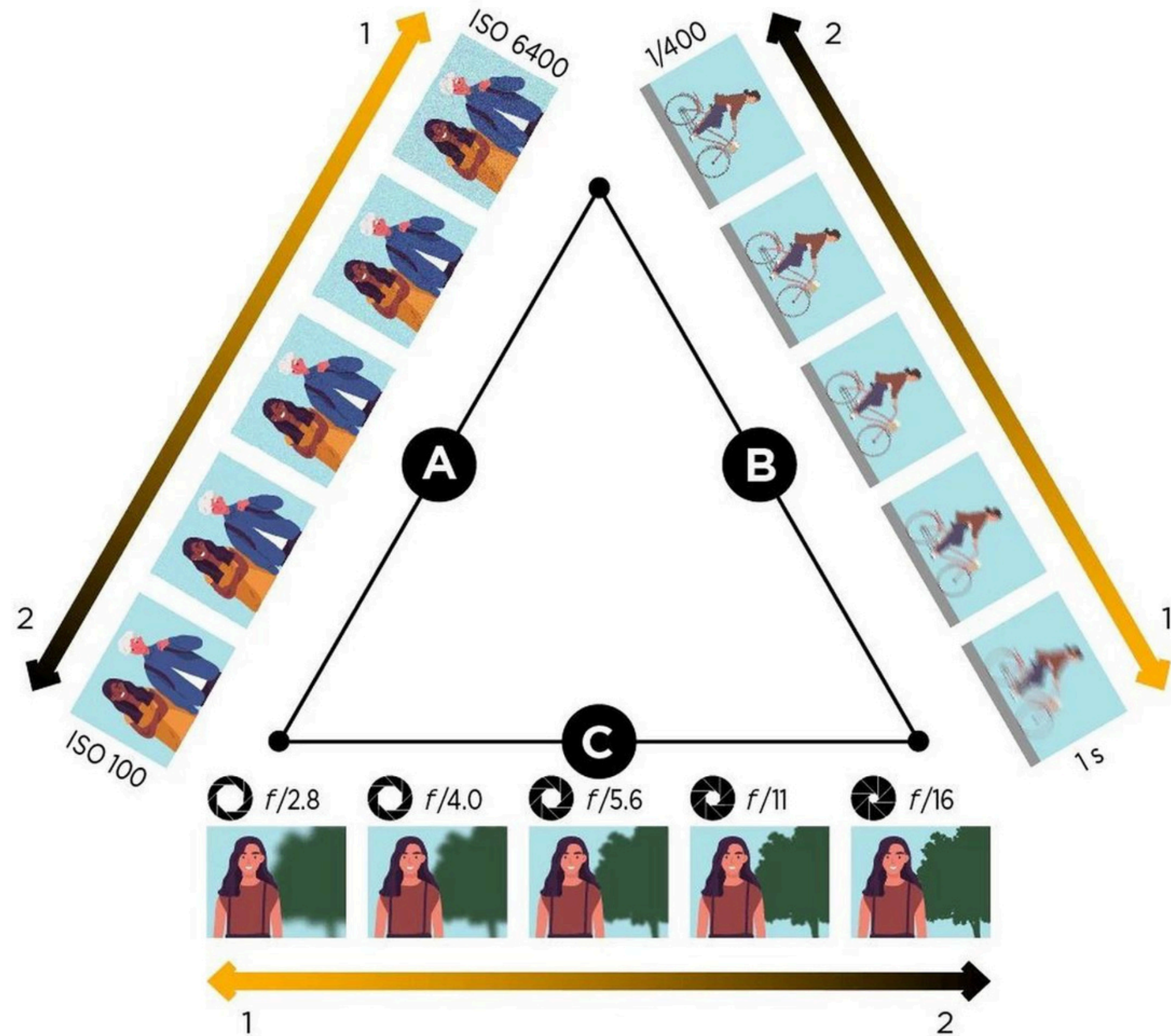
What is:

- Aperture
- Shutter speed
- ISO


how these parameters are
affected to each other



EXPOSURE TRIANGLE



TIP EXIF/ISO



TIP EXIF/SHUTTER SPEED



TIP EXIF/APERTURE



TIP EXIF/APERTURE






Lets start talk about technique

Which lens are for portrait?

Which setting for portrait?

**What is essence for good
portrait?**

FULL FRAME vs APS-C



Full Frame APS-C MFT 4/3" 1" 2/3" 1/2.3" 1/3.2"

I like the intimate situation, so it always has to be forward. When you use a long glass, you get away from the situation, you are not there and it shows. I always had 28 millimeters



Antonín Kratochvíl

Basic rules, dont afraid breake the rules



Shutter speed min. 1/125

Use min. aperture to f8

50-3200 ISO

What is bokeh...?



LENS

Zoom lens - 18-55mm, 24-70mm etc

Zoom lenses have variable focal lengths which make them versatile.

Prime lens - 24mm, 50mm, 85mm etc

Prime lenses have large max apertures, present few structural complications, and are the top choice for many portrait photographers – but they have a fixed focal length.

The basic focal length for a portrait starts at 35mm and ends at 105mm



Don't be afraid to try different lenses in your creation



You can make a great portrait with any lens if you know what you want to photograph and what your intention is.



Reels



50mm F1.8



75,2 tis.



1 458



35,9 tis.



rentacam_india a cambazar_india

Sledovat

Strictly for

REQUIREMENTS TO COMPLETE THE MODULE

PLEASE DO NOT MISS MORE THEN TWO CLASSES PER SEMESTR

COMPLETE AND SUBMIT 3 PHOTOGRAPHY ASSIGNMENTS* IN THE PDF FORMAT (explained in the next slide) and individual photographs jpgs

pdf naming

Last name_First name_Assignment title_Module_Date (mo/day/year)

F.e. Skoda_Tomas_SHADOWS_VV045_08252024)

F.e. Skoda_Tomas_SHADOWS_VV045_08252024_001)

PHOTOGRAPHY ASSIGNMENT SUBMISSION GUIDELINES

PDF FORMAT + JPG FORMAT

PDF guidelines

pdf naming

Last name_First name_Assignment title_Module_Date (mo/day/year)
F.e. Skoda_Tomas_SHADOWS_VV045_08252024)

pdf structure

Title / name of the author, name of the assignment, name of the module

Text / Description of your creative process, inspirations, references etc.

Font + layout / Font and layout choice is up to you

*Pls don't forget to include page numbering

* Have fun with it! Description can be: haiku, image captions, joke...surprise us!

JPG guidelines

- The size of the individual JPGs should be under 7MB

- Photos used in the pdf will be submitted as jpgs with following title:

Last name_First name_Assignment title_Module_Date (mo/day/year)_number of the photo in the sequence
F.e. Skoda_Tomas_SHADOWS_VV045_08252024_001)



Further exploration of
photography

Ability to think in complex
series

Ability to explain creative
process in words

Ability to produce finished
work

Graphic design layout
practise


Understanding natural
and artificial light, colours
and shadows to utilize in
2D and 3D environments

Identification of specific
problems for dissertation
thesis

YES WE CAN!



Assignment 1



Portrait with natural light

Work in couples- one photographer, one model, each takes turn

Submit 3-5 images

Find natural light around the FI building

Submitting the images to IS:

1. Size of the individual JPGs under 5MB
2. Naming convention:
Last name_First name_Assignment title_Module_Date
(mo/day/year)_number of the photo in the sequence



F.e. Skoda_Tomas_natportrait_VV033_08252022_001


Don't forget!

- portrait photography is not only about face/body - it can be detail on eye, hand etc.
- use backlight
- use shadows
- dont afraid to experiment



Rinko Kawauchi

Assignment 2



People parts

**Work in groups of 3 to create 3
images with 3 parts each
Use three different aperture on
each shot!**

Find natural light around the FI building
or
Studio


Submitting the images to IS:

1. Size of the individual JPGs under 5MB
2. Naming convention:
Last name_First name_Assignment
title_Module_Date
(mo/day/year)_number of the photo in
the sequence

Deborah Feingold
Judge John J. Connelley Youth Center ■
Roslindale, Mass.


PEOPLE PARTS

Each person is photographed at the same place, in the same position. The photographs are then divided into four parts; each person is disarranged then reassembled with parts belonging to the other three people; together, four different parts form one complete figure. The exercise allowed the boys to see their own bodies as wholes, then parts in isolation, and finally as fragments of another person. The results are comical, but the process provides a certain degree of self-examination and exploration of projected images.



F.e. Skoda_Tomas__peopleparts_VV033_08252022_001

Assignment 3




BODY ALPHABET

Work in groups to create a word of your own selection

WORK OUTDOORS AROUND FIMU buiding

Submitting the images to IS:

1. Size of the individual JPGs under 5MB
2. Naming convention:
Last name_First name_Assignment
title_Module_Date
(mo/day/year)_number of the photo in
the sequence



F.e. Skoda_Tomas_bodyalphabet_VV033_08252022_001

Final assignments

- 1) Document portrait of your friend/family/classmate/bf/gf/artist**
- 2) Your own idea for a portrait set**
- 3) Group (2-3): make a campaign for politics/artist/businessman**

Let's go make a perfect portraits!!!!



Tomáš Škoda

tomas.skoda@email.cz

737682939

VV045 2023

**This presentation has been
created for students of FIMU
Brno and cannot be used or
distributed without a consent
of the author.**

