

# Unit 1 Language Learning Strategies


## Task 1 Speaking

- What are your goals in language learning? Are your goals SMART?
- To what extent are you “The perfect Learner” as defined below?

## The Perfect Language Learner

Every language student wants to know the secret of making the most progress in the shortest time.


What does the perfect learner do to excel in acquiring a foreign language?



**ST GEORGE INTERNATIONAL**  
THE LANGUAGE SPECIALISTS


[www.stgeorges.co.uk](http://www.stgeorges.co.uk)

English School in Central London




### 1: Learn every day


Even when you are really tired, do some learning, even if it's only 5-10 mins. Never miss a chance to increase your knowledge. Use it, or lose it! Practice makes perfect.



### 4: Read, read & read!


Read (in the foreign language) things that you like, not boring stuff. Notice new grammar patterns and important vocabulary. The more you read, the quicker you progress - it's as simple as that.






### 2: Be motivated

What is your goal? Always think about your objective. You are learning because you want to achieve something. When you get there your life will be better. Always remember that, even when it's tough.




### 5: Be brave


Don't worry about small mistakes! No-one minds! When you learn new vocab or grammar, use it as soon as possible. If you are not 100% accurate, someone will correct you. Challenge yourself! Go for it!



Success in remembering new vocabulary


Vocabulary book	86%
Mobile phone	74%
Flashcards	67%
No written record	21%






### 6: Use technology

Listen to podcasts of native speakers  
Do online tests checking your level & knowledge  
Read the news in your target language  
Watch videos in the target language  
Comment on articles & interact with blog authors  
Record yourself speaking with free audio software  
Make your own flashcards with online flashcard generators  
Play games in the target language  
Keep a permanent record of your new vocab in GoogleDrive



### 3: Record new vocabulary

To really learn a new word, you have to remind yourself of it 6 times over hours, days and weeks. Write down all your new vocab in a little book that you can always carry around with you. Or keep a record in your mobile - you always have it with you, don't you?



## **Task 2 Reading: Strategy Inventory for Language Learning (R.L. Oxford, 1989)**

**Answer the following questions. Use this scale for every answer:**

- 1. Never or almost never true of me.**
- 2. Usually not true of me.**
- 3. Somewhat true of me.**
- 4. Usually true of me.**
- 5. Always or almost always true of me.**

### **PART A**

1. I use new English words in a sentence so I can remember them.
2. I remember a new English word by making a mental picture of a situation in which the word might be used.
3. I physically act out new English words.
4. I review English lessons often.
5. I remember new English words by remembering their location on the page, or on the board.
6. I think of relationships between what I already know and new things I learn in English.

### **PART B**

1. I say or write new English words several times.
2. I read in English and/or watch English movies and TV shows.
3. I use the English words I know in different ways.
4. I start conversations in English.
5. I try to find patterns in English.
6. I try not to translate word-for-word.

### **PART C**

1. To understand unfamiliar English words, I make guesses.
2. When I can't think of a word during a conversation in English, I use gestures.
3. I make up new words if I don't know the right ones in English.
4. I read English without looking up every new word.
5. I try to guess what the other person will say next in English.
6. If I can't think of an English word, I use a word or phrase that means the same thing.

### **PART D**

1. I try to find as many ways as I can to use my English.
2. I notice my English mistakes and use that information to help me do better.
3. I pay attention when someone is speaking English.
4. I look for people I can talk to in English.
5. I have clear goals for improving my English skills.
6. I look for opportunities to read as much as possible in English.

### **PART E**

1. I try to relax whenever I feel afraid of using English.
2. I encourage myself to speak English when I am afraid of making mistakes.
3. I give myself a reward or treat when I do well in English.
4. I notice if I am tense or nervous when I am studying or using English.
5. I write down my feeling in a learning diary.
6. I talk to someone else about how I feel when I am learning English.