

STRENGTH TRAINING PROGRAM: TENNIS PLAYERS

Masarykova Univerzita Sports
Strength Training and Conditioning

ABOUT TENNIS


1. Game played with **two opposing players (singles)** or **pairs of players (doubles)**;
2. Using tautly strung rackets to hit a ball of specified size, weight, and bounce over a net on a rectangular court;
3. A professional tennis match usually takes 2-4 hours to finish.



INTENSITY OF TENNIS MATCH PLAY

- Combined periods of maximum or near the maximum work;
- Some long periods of moderate activity or low intensity;
- Match intensity varies: players level, style (offensive or defensive), court surface and ball type.

(Fernandez et alii, 2006)



STRENGTH TRAINING

- It's an integral part of the preparation of a professional tennis player;
- Tennis involves a lot of muscle work;
- In a strength tennis training program, you should gradually increase the weight as you vary the exercises performed.





MUSCLE ACTIVATION

- Trunk muscle activation;
- Abdominal muscle activation (rectus abdominal, external oblique and erector spinae);
- Ballistic muscle activation;
- Stretch-shortening cycle (footwork);
- Upper/Lower body muscle activation.

(Knudson & Blackwell, 2000)

WHICH FACTORS MAKE SUCCESSFUL TENNIS PLAYERS?

01

SPEED/ QUICKNESS

02

STRENGTH & POWER

REACTION TIME

06

03

**COPING WITH PRESSURE
SITUATIONS**

AEROBIC ENDURANCE

07

04

**ANALYTIC & TACTICAL
ABILITY**

AGILITY

08

05

BALANCE/ COORDINATION

SKILL & TECHNIQUE

09

SPEED

Speed is one of the most important skills in tennis.

- This skill is complex and includes speed, impact execution, reaction speed and decision making;
- For a tennis player, it is important to possess all of these skills in the complex;



- Speed abilities tennis depend on the strength of relevant muscles;
- The development of the athlete's high speed skills is related to strength exercises implemented in training.

WHICH EXERCISES ARE SUITABLE FROM STRENGTH TRAINING TO TENNIS TRAINING PROGRAM?

1. Plyometric training;
2. Yoga / Pilates;
3. Periodised or complex training programs, involving strength, power and hypertrophy;
4. Ballistic weight training.



A photograph of two yellow tennis balls on a tennis court. One ball is on a white tennis racket, and the other is on the reddish-brown dirt. The background is a blurred tennis court with a net.

PERIODIZATION PROGRAMS

- **Pre-Season** (Functional Strength and Hypertrophy);
- **Late Pre-season** (Power);
- **In Season;**
- **Off (break) Season;**
- **Competition** 7-8 months;
- **Peak Performance:** 4 Grand Slams

EARLY PRE-SEASON

During the early pre-season time, players are preparing for the season and starting to build up after taking a break. Here, the emphasis is on building functional strength and some muscle bulk (hypertrophy).

Duration: 6-8 weeks

Days per week: 2-3, with at least one day, between sessions

Intensity: 8-12/ Reps 70-75% of 1RM

Sets: 3-4

Rest in between sets: 2-3 minutes

Principal Exercises:

- Back Squat;
- Romanian deadlift;
- Dumbbell bent over row;
- Dumbbell tricep extension or machine pushdown;
- Cable wood chop;
- Lat pulldown (wide grip);
- Bench press;
- Seated pulley row.



LATE PRE-SEASON TO IN SEASON

In late pre-season, players are working up to the start of the season. At this time, the emphasis is on building power.

Start performing tactical drills and drills related to the game.

Duration: Until the season starts

Days per week: 2-3

Intensity: 1-10 reps at 75–100% of 1RM

Sets: 3-4

Rest between sets: 2-3 min

Principal exercises:

- Half Squat (45°);
- Clean;
- Bench Press;
- Throwing Medicine Ball;
- Vertical Jump;
- Changes in Directions;
- Plyometrics;
- Specific Exercises with the Racket.



Yoga and pilates lessons between strength and power workouts to strengthen the core.



IN SEASON

- At this stage we want to maintain strength and power.
- Alternate between strength and power training. Every five weeks, skip weight training to aid recovery.

Don't Overschedule

Do not perform strength training on the days when training is carried out on the field.

Plan The Time Well

Rest completely from strength training.
Don't sacrifice court technical skills training for weight work.

OFF SEASON

- Time to rest up and for emotional and physical renewal.
- For several weeks, stop weight training. Staying fit and active with cross training or other activities is still a good idea.
- Give to the athlete plenty of time to do it all again next year.



SCHEDULE (3PHASES)

	EPS	LPS	IS
Monday	Strenght Training; Drill Training	Power Training; Drill training	Drill Training
Tuesday	Day Off	Day Off	Day Off
Wednesday	Strenght Training/Drill Training	Power Training/Drill training	Drill Training
Thurday	Pilates/Yoga lessons	Pilates/Yoga lessons	Power Training
Friday	Strenght Training	Power Training; Drill training	Day off
Saturday	Day Off	Day off	Strenght Training
Sunday	Pilates/Yoga Lessons	Pilates/Yoga Lessons	Day off

EPS - Early Pre-Season

LPS -Late Pre-Season

IS - In Season

EXAMPLES - TRAINING PLANS (STRENGTH/HIPERTROFY)

➤ LOWER BODDY

Exercise	Reps	Sets	%RM	Rest
Romanian deadlift	8-12	3	70%	2-3min
Back Squat	8-12	3	70%	2-3min
Leg Extension	8-12	3	70%	2-3min
Calf Raises (DB)	8-12	3	70%	2-3min

➤ UPPER BODY

Exercise	Reps	Sets	%RM	Rest
Lat Pulldown	8-12	3	70%	2-3min
Bench Press(DB/BB)	8-12	3	70%	2-3min
Bicep Curl	8-12	3	70%	2-3min
Shoulder Press (DB/BB)	8-12	3	70%	2-3min

EXAMPLE - TRAINING PLAN (POWER)

Exercise	Reps	Sets	%RM	Rest
Clean	1-10	3	75-100%	2-3min
Throwing Medicine Ball	1-10	3	75-100%	2-3min
Vertical Jump (loaded)	1-10	3	75-100%	2-3min
Half Squat (45°)	1-10	3	75-100%	2-3min

MOST COMMON TENNIS INJURIES

Sports injuries can fall into one of two categories: **acute and chronic**.

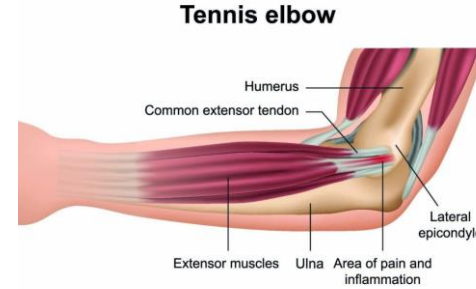
➤ **Acute injuries** result from a singular incident. It may be a strain or sprain. Acute injuries generally lead to sudden pain in the affected area.



➤ **Chronic injuries**, on the other hand, are built up over time. These injuries result from continual improper use, or simply from overuse of a certain body part.

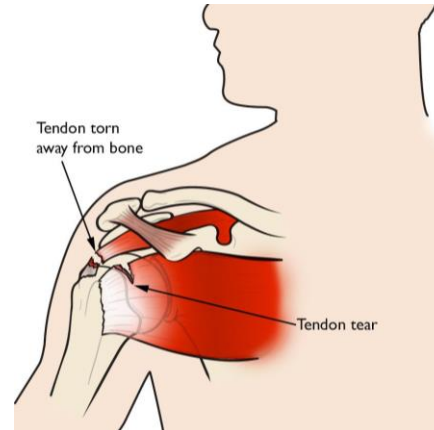
1. Tennis Elbow

Occurs when tennis players bend and flex their elbows quickly and often. It causes inflammation in the tendons that connect the muscle of the forearm to the elbow.



2. Torn Rotator Cuff

Because the shoulder is central to the operation of the arm, it can often be worn down to begin with. As you maneuver your shoulders during tennis practices and matches, your rotator cuff will naturally wear away even more.



3. Achilles Tendon Rupture

Is crucial to the jumping and leaping involved in reaching the tennis ball during games. This injury becomes more likely with chronic overuse and inflammation.



4. Tennis Knee: Patellar Tendonitis

Sometimes called jumper's knee, patellar tendonitis can affect tennis players. While jumping and landing repetitively, it's common for tennis players to place immense stress on the knee.





THANK'S FOR YOUR ATTENTION!

Does anyone have any questions?

Presentation made by: João Alfaiate n.º 530113 and Lara Silva n.º 530311

REFERENCES

- Bergeron MF, Maresh CM, Kraemer WJ, et al: Tennis: A physiological profile during match play. *Int J Sports Med* 12: 474–479, 1991
- Chandler, J. Exercise training for tennis. *Clin. Sports Med.* 14:33-46. 1995.
- Chandler, J., B. Kibler, E. Strancener, A. Ziegler, and B. Pace. Shoulder strength, power and endurance in college tennis players. *Am. J. Sports Med.* 20:455-458. 1992.
- Chu, D. Rehabilitation of the lower extremity. *Clin. Sports Med.* 14:205-222. 1995.
- Cronin, JB and Hansen, KT. Strength and power predictors of sports speed. *J Strength Cond Res* 19: 349–357, 2005.
- Fernandez-Fernandez, J, Sanz-Rivas, D, and Mendez-Villanueva, A. A review of the activity profile and physiological demands of tennis match play. *Strength Cond J* 31: 15–26, 2009.
- Fernandez-Fernandez, J, Zimek, R, Wiewelhove, T, and Ferrauti, A. High-intensity interval training vs. repeated-sprint training in tennis. *J Strength Cond Res* 26: 53–62, 2012.
- Girard, O and Millet, GP. Physical determinants of tennis performance in competitive teenage players. *J Muni Sports - Training methods: Developing Strength*
- *Strength Cond Res* 23:1867–1872, 2009.
- Poliquin, C. Five ways to increase the effectiveness of your strength training program. *NSCA J.* 10:34-39, 1988.
- Reid, M and Schneiker, K. Strength and conditioning in tennis: Current research and practice. *J Sci Med Sport* 11: 248–256, 2008.
- United States Tennis Association. *Complete Conditioning for Tennis*. Champaign, IL: Human Kinetics 1998, pp. 1-216.