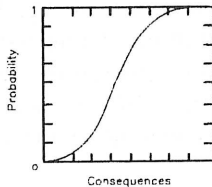
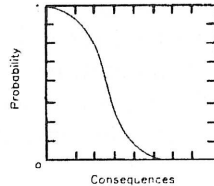


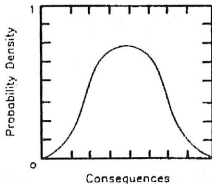
(a) Probability Histogram



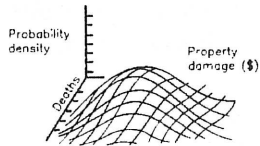
(b) Cumulative Probability Distribution



(c) Complementary Cumulative Distribution (Risk Profile)



(d) Probability Density Function



(e) Joint Probability Density Function

Fig. 1. Common ways to display quantified risks.