



Inauguration du Nouveau Palais en 2008

EVS 141 Klíčové rozsudky SD EU

Soudní dvůr EU

Hubert Smekal

19. února 2018

Evropské právo

- Primární právo
- Sekundární právo
 - Nařízení
 - Směrnice
 - Rozhodnutí
 - Doporučení a stanoviska
- Zásady práva EU

Příklad – Lisabonská smlouva

GENERAL PROVISIONS

2) Article 1 shall be amended as follows:

(a) the following words shall be inserted at the end of the first paragraph:

‘on which the Member States confer competences to attain objectives they have in common.’;

(b) the third paragraph shall be replaced by the following:

‘The Union shall be founded on the present Treaty and on the Treaty on the Functioning of the European Union (hereinafter referred to as “the Treaties”). Those two Treaties shall have the same legal value. The Union shall replace and succeed the European Community.’.


Klasifikace EP

- **Dle hierarchie norem**
 - „ústava“ Unie
 - ostatní předpisy
- **Z hlediska obsahového**
 - právo institucionální
 - právo materiální





Soudní dvůr



Vývoj

- Soud ESUO
- SD dle SEHS a SEURATOM
- Změny v JEA a SEU a Amsterdamu
- Reforma Nice (přesun pravomocí na SPI, umožnění vzniku speciálních tribunálů)
- Rok 2004
- Lisabon
- Post-Lisabon

Terminologie

- Soudní dvůr
- Soud prvního stupně
- Soudní komory

- **LS:** Soudní dvůr, Tribunál, specializované soudy
– proč ne Nejvyšší soud, vrchní soud?

Struktura SD

- Soudní dvůr
- Tribunál
- Specializované soudy
- ALE?? (Viz PP1)

- Generální advokátové

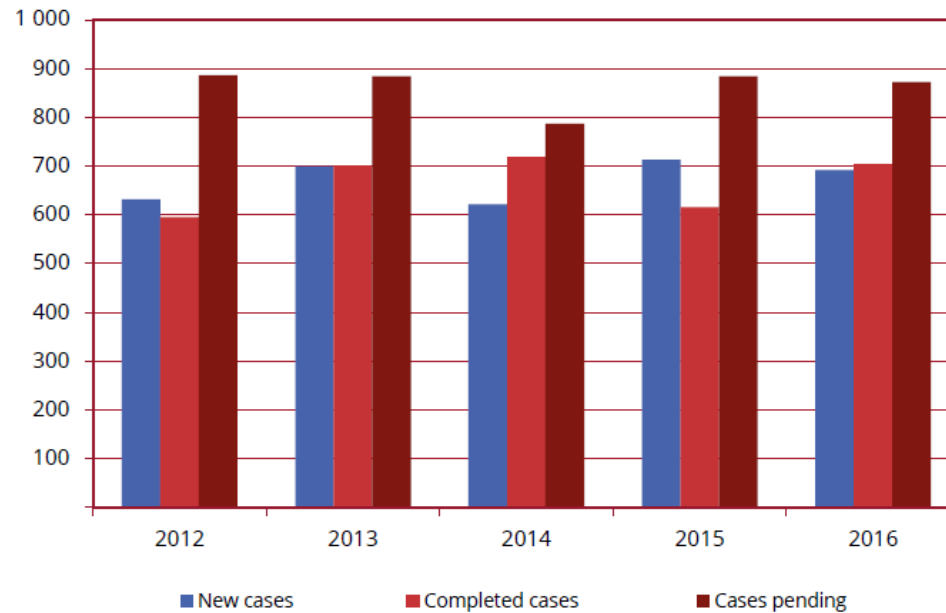
Hlavní náplň činnosti SD

- 3 hlavní kategorie sporů
 - 1) sporná řízení
 - žaloba na nesplnění povinností
 - žaloba na neplatnost
 - žaloba na nečinnost
 - 2) posudky
 - 3) řízení o předběžné otázce
- Průběh řízení

Annual Report 2016 – CJ

I. GENERAL ACTIVITY OF THE COURT OF JUSTICE

1. NEW CASES, COMPLETED CASES, CASES PENDING (2012–16) ¹

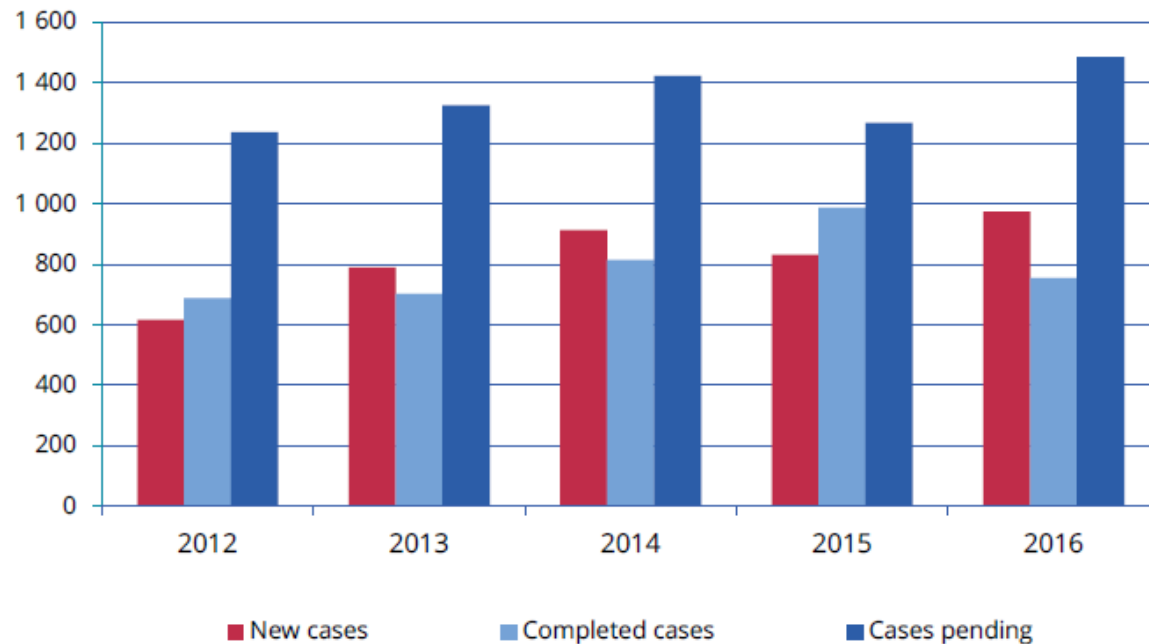


	2012	2013	2014	2015	2016
New cases	632	699	622	713	692
Completed cases	595	701	719	616	704
Cases pending	886	884	787	884	872

Annual Report 2016 – General Court

I. GENERAL ACTIVITY OF THE GENERAL COURT

1. NEW CASES, COMPLETED CASES, CASES PENDING (2012–16)^{1,2}

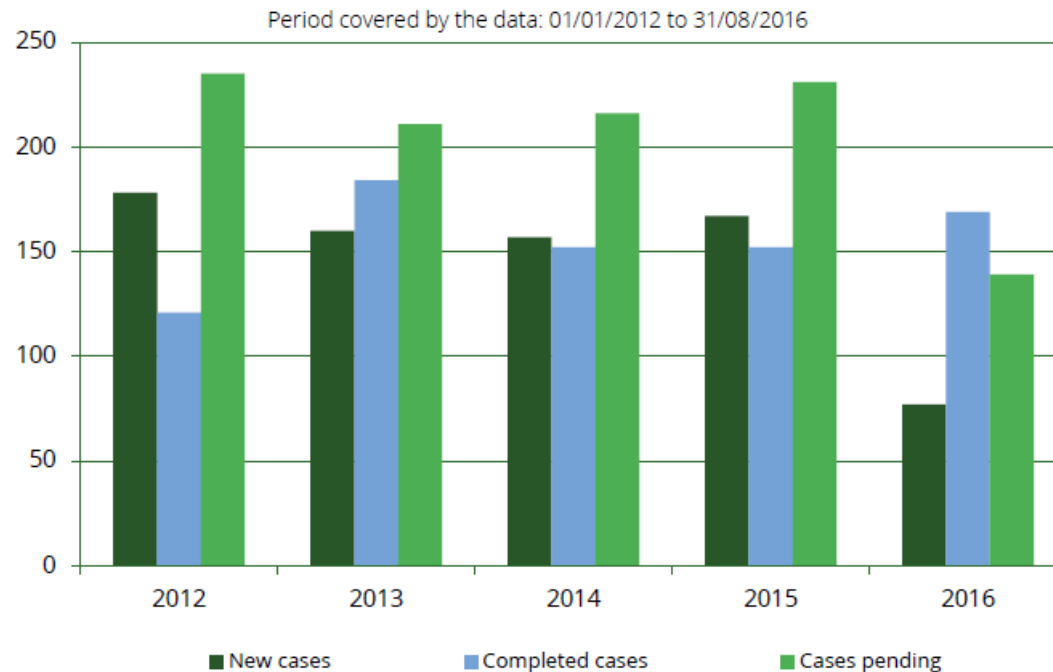


	2012	2013	2014	2015	2016
New cases	617	790	912	831	974
Completed cases	688	702	814	987	755
Cases pending	1 237	1 325	1 423	1 267	1 486

Annual Report 2016 – CST

I. GENERAL ACTIVITY OF THE CIVIL SERVICE TRIBUNAL

1. NEW CASES, COMPLETED CASES, CASES PENDING (JANUARY 2012 – AUGUST 2016)

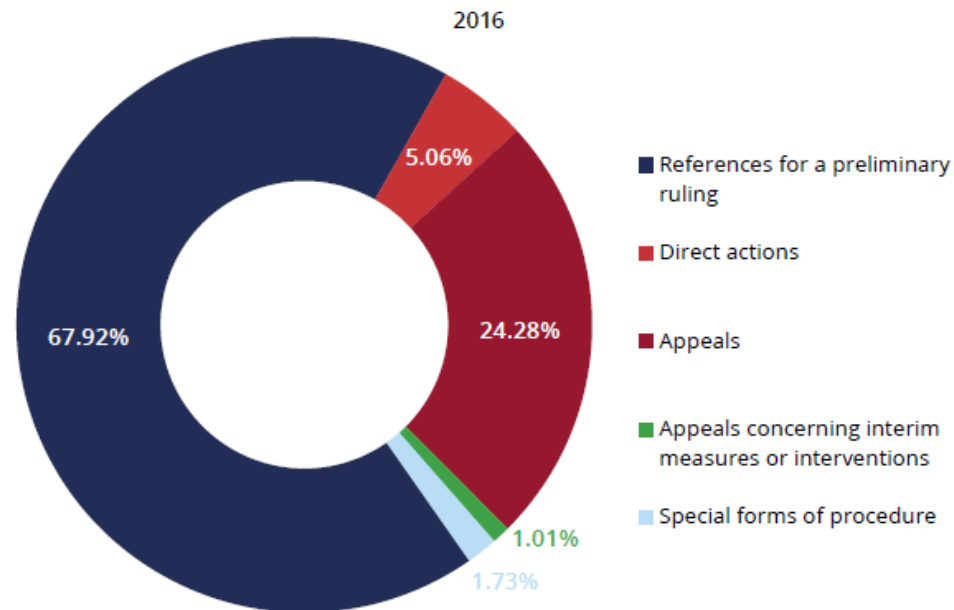


	2012	2013	2014	2015	2016
New cases	178	160	157	167	77
Completed cases	121	184	152	152	169 ¹
Cases pending	235	211	216	231	139 ²

CJ (Annual Report 2016)

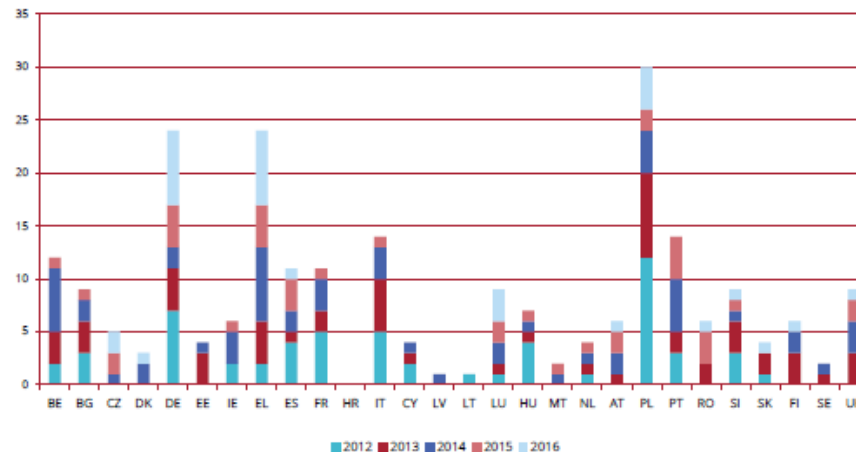
II. NEW CASES

2. NATURE OF PROCEEDINGS (2012–16) ¹



	2012	2013	2014	2015	2016
References for a preliminary ruling	404	450	428	436	470
Direct actions	73	72	74	48	35
Appeals	136	161	111	206	168
Appeals concerning interim measures or interventions	3	5		9	7
Requests for an opinion	1	2	1	3	
Special forms of procedure ²	15	9	8	11	12
Total	632	699	622	713	692
Applications for interim measures		1	3	2	3

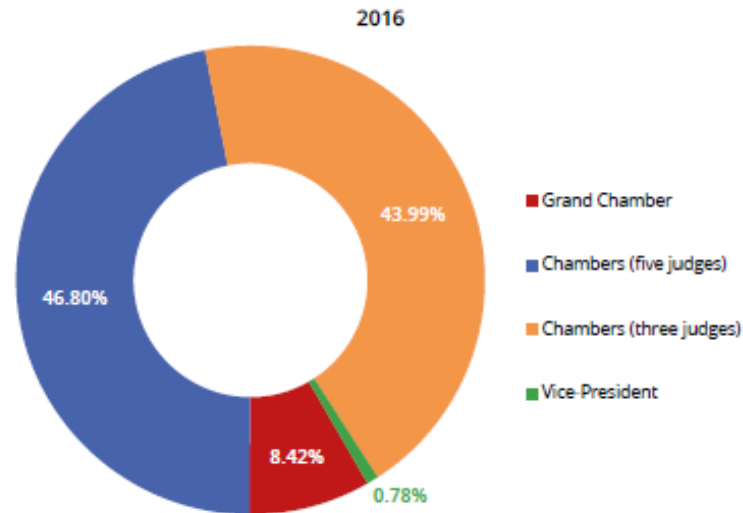
4. ACTIONS FOR FAILURE OF A MEMBER STATE TO FULFIL ITS OBLIGATIONS (2012-16)¹



	2012	2013	2014	2015	2016
Belgium	2	3	6	1	
Bulgaria	3	3	2	1	
Czech Republic			1	2	2
Denmark			2		1
Germany	7	4	2	4	7
Estonia		3	1		
Ireland	2		3	1	
Greece	2	4	7	4	7
Spain	4	1	2	3	1
France	5	2	3	1	
Croatia					
Italy	5	5	3	1	
Cyprus	2	1	1		
Latvia			1		
Lithuania	1				
Luxembourg	1	1	2	2	3
Hungary	4	1	1	1	
Malta			1	1	
Netherlands	1	1	1	1	
Austria		1	2	2	1
Poland	12	8	4	2	4
Portugal	3	2	5	4	
Romania		2		3	1
Slovenia	3	3	1	1	1
Slovakia	1	2			1
Finland		3	2		1
Sweden		1	1		
United Kingdom		3	3	2	1
Total	58	54	57	37	31

1 | The figures given (gross figures) represent the total number of cases, without account being taken of the joinder of cases on the ground of similarity (one case number = one case).

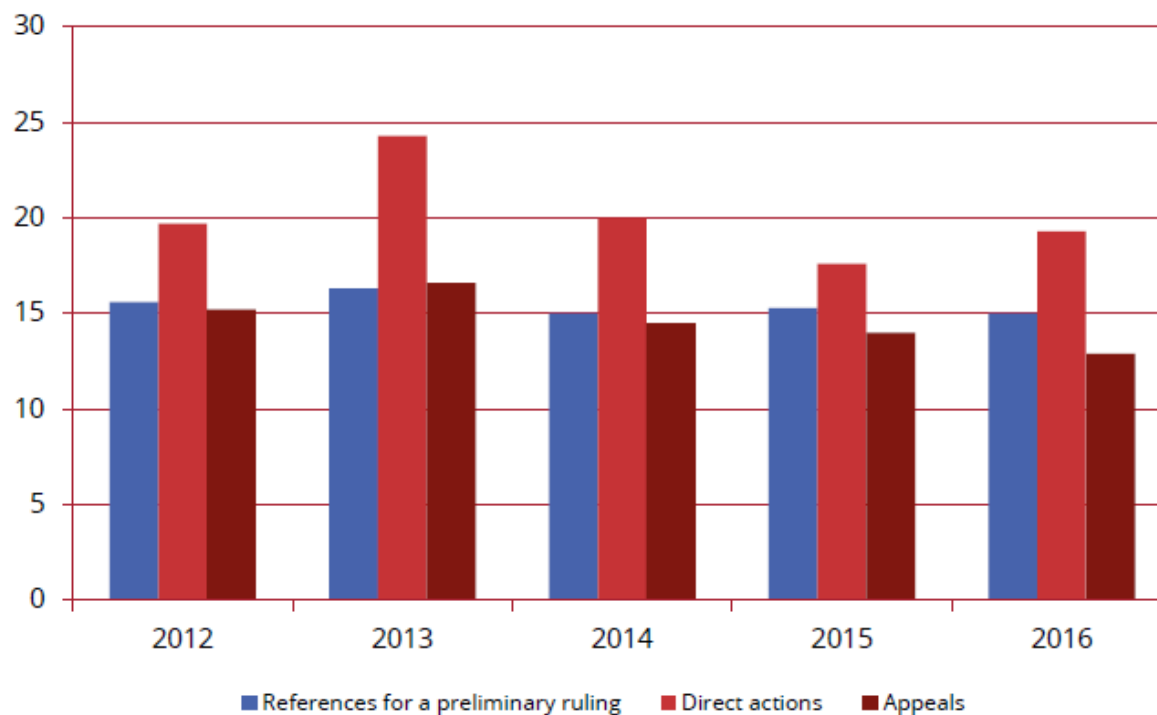
7. BENCH HEARING ACTION (2012-16) ¹



	2012			2013			2014			2015			2016		
	Judgments/ opinions	Orders ²	Total	Judgments/ opinions	Orders ²	Total	Judgments/ opinions	Orders ²	Total	Judgments/ opinions	Orders ²	Total	Judgments/ opinions	Orders ²	Total
Full Court	1		1				1		1						
Grand Chamber	47		47	52		52	51	3	54	47		47	54		54
Chambers (five judges)	275	8	283	348	18	366	320	20	340	298	20	318	280	20	300
Chambers (three judges)	83	97	180	91	106	197	110	118	228	93	89	182	120	162	282
President		12	12												
Vice-President					5	5		1	1		7	7		5	5
Total	406	117	523	491	129	620	482	142	624	438	116	554	454	187	641

12. DURATION OF PROCEEDINGS IN MONTHS (2012–16) ¹

(JUDGMENTS AND ORDERS INVOLVING A JUDICIAL DETERMINATION)

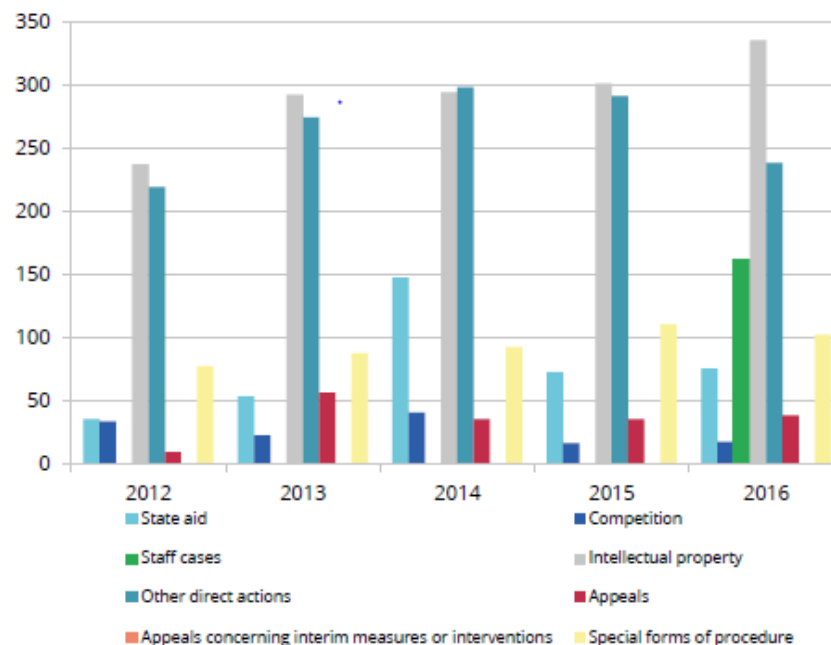


	2012	2013	2014	2015	2016
References for a preliminary ruling	15.6	16.3	15.0	15.3	15.0
Urgent preliminary ruling procedure	1.9	2.2	2.2	1.9	2.7
Direct actions	19.7	24.3	20.0	17.6	19.3
Appeals	15.2	16.6	14.5	14.0	12.9

General Court (Annual Report 2016)

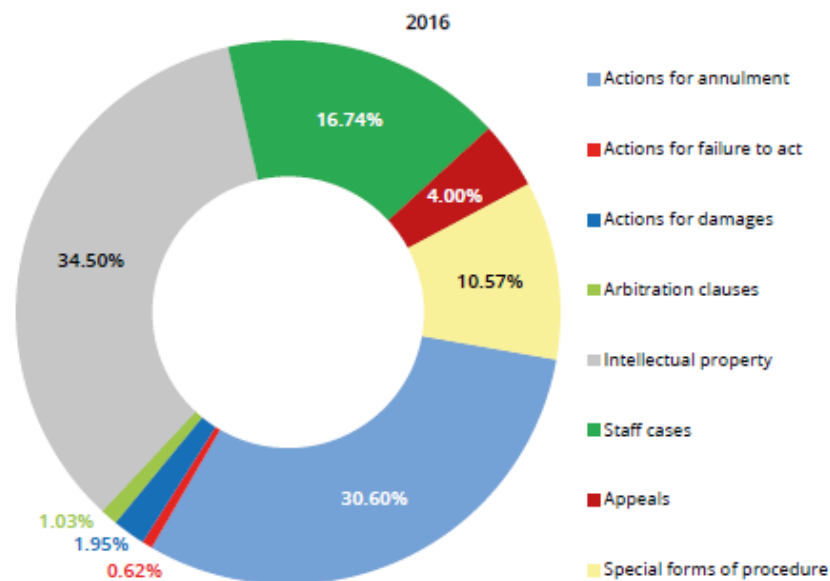
II. NEW CASES

2. NATURE OF PROCEEDINGS (2012-16)



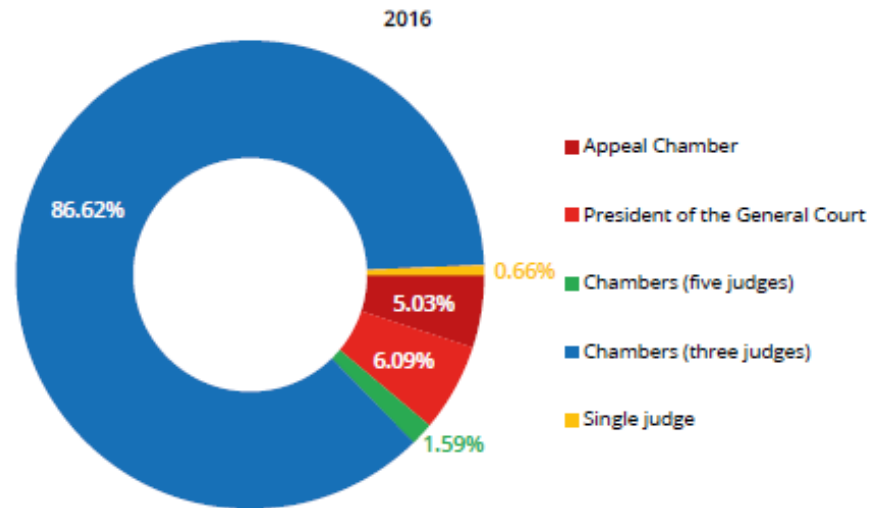
	2012	2013	2014	2015	2016
State aid	36	54	148	73	76
Competition	34	23	41	17	18
Staff cases					163
Intellectual property	238	293	295	302	336
Other direct actions	220	275	299	292	239
Appeals	10	57	36	36	39
Appeals concerning interim measures or interventions	1				
Special forms of procedure	78	88	93	111	103
Total	617	790	912	831	974

3. TYPE OF ACTION (2012-16)



	2012	2013	2014	2015	2016
Actions for annulment	257	319	423	332	298
Actions for failure to act	8	12	12	5	6
Actions for damages	17	15	39	30	19
Arbitration clauses	8	6	14	15	10
Intellectual property	238	293	295	302	336
Staff cases					163
Appeals	10	57	36	36	39
Appeals concerning interim measures or interventions	1				
Special forms of procedure	78	88	93	111	103
Total	617	790	912	831	974

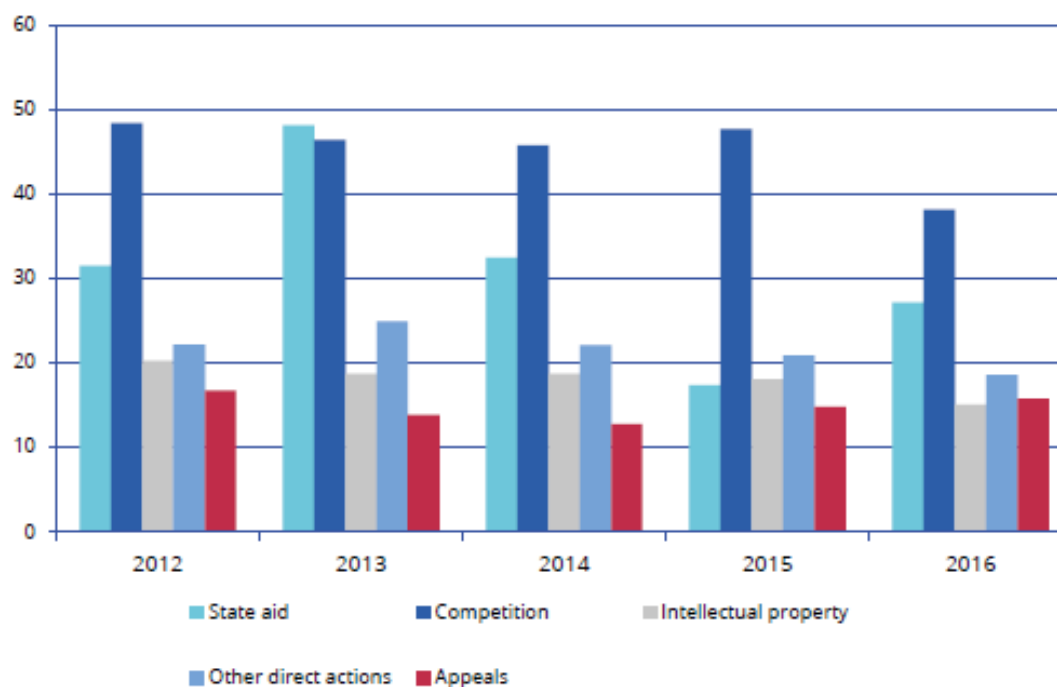
8. BENCH HEARING ACTION (2012-16)



	2012			2013			2014			2015			2016		
	Judgments	Orders	Total	Judgments	Orders	Total	Judgments	Orders	Total	Judgments	Orders	Total	Judgments	Orders	Total
Appeal Chamber	17	23	40	13	47	60	21	32	53	23	14	37	25	13	38
President of the General Court		47	47		38	38		46	46		44	44		46	46
Chambers (five judges)	9		9	7	1	8	9	7	16	8	3	11	10	2	12
Chambers (three judges)	328	264	592	378	218	596	398	301	699	538	348	886	408	246	654
Single judge										1	8	9	5		5
Total	354	334	688	398	304	702	428	386	814	570	417	987	448	307	755

9. DURATION OF PROCEEDINGS IN MONTHS (2012-16) ¹

(JUDGMENTS AND ORDERS)



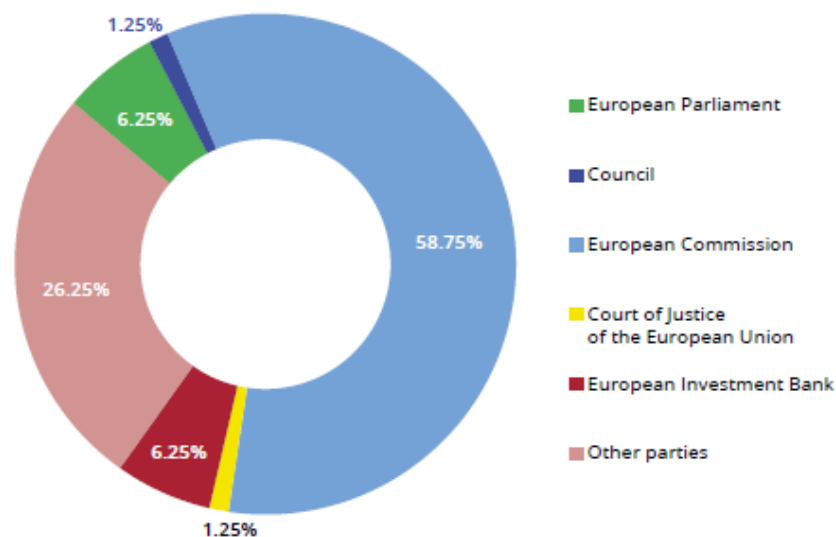
	2012	2013	2014	2015	2016
State aid	31.5	48.1	32.5	17.4	27.2
Competition	48.4	46.4	45.8	47.7	38.2
Intellectual property	20.3	18.7	18.7	18.1	15.1
Other direct actions	22.2	24.9	22.1	20.9	18.6
Appeals	16.8	13.9	12.8	14.8	15.8
All cases	24.8	26.9	23.4	20.6	18.7

CST (Annual Report 2016)

II. NEW CASES

2. PERCENTAGE OF THE NUMBER OF CASES PER PRINCIPAL DEFENDANT INSTITUTION

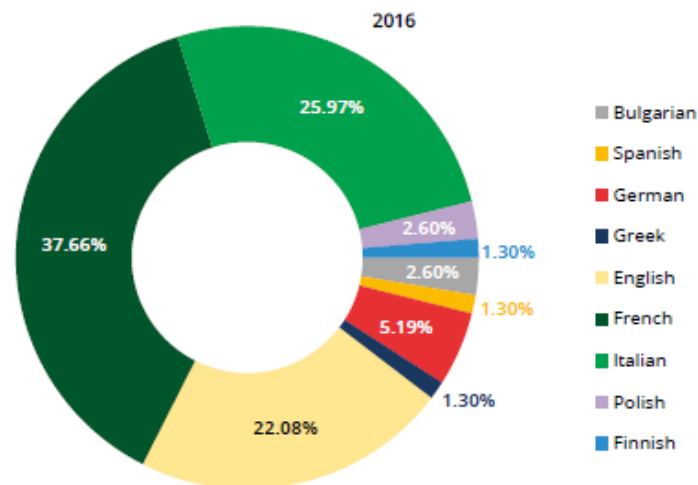
Percentage of number of new cases brought in 2016
 Period covered by the data: 01/01/2012 to 31/08/2016



	2012	2013	2014	2015	2016
European Parliament	6.11%	5.66%	11.80%	8.38%	6.25%
Council	3.89%	3.77%	8.70%	5.99%	1.25%
European Commission	58.33%	49.69%	45.96%	52.69%	58.75%
Court of Justice of the European Union		0.63%		1.80%	1.25%
European Central Bank (ECB)	1.11%	1.89%	1.24%	2.40%	
Court of Auditors	2.22%	0.63%	1.24%	0.60%	
European Investment Bank (EIB)	4.44%	5.03%	1.24%	3.59%	6.25%
Other parties	23.89%	32.70%	29.81%	24.55%	26.25%
Total	100%	100%	100%	100%	100%

3. LANGUAGE OF THE CASE

Period covered by the data: 01/01/2012 to 31/08/2016

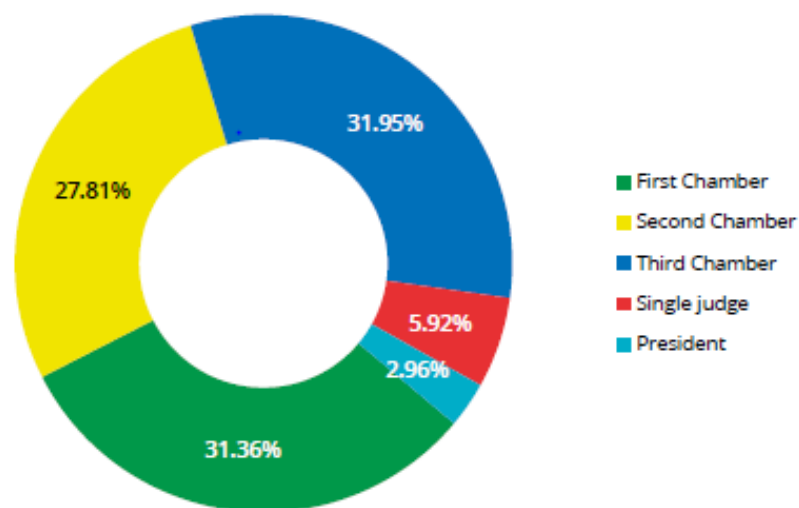


Language of the case	2012	2013	2014	2015	2016
Bulgarian	2				2
Spanish	3		2	5	1
German	5	2	9	7	4
Greek	1	4	2	1	1
English	14	26	23	20	17
French	108	95	113	122	29
Italian	35	21	8	8	20
Dutch	6	12		2	
Polish	2				2
Romanian	2				
Finnish					1
Swedish				2	
Total	178	160	157	167	77

III. COMPLETED CASES

4. JUDGMENTS AND ORDERS – BENCH HEARING ACTION

Period covered by the data: 01/01/2016 to 31/08/2016



	Judgments	Orders for removal from the register, following amicable settlement ¹	Other orders terminating proceedings	Total
Full court				
First Chamber	6		47	53
Second Chamber	18	1	28	47
Third Chamber	21	4	29	54
Single judge	7	3		10
President			5	5
Total	52	8	109	169

7. DURATION OF PROCEEDINGS IN MONTHS (2016)

Completed cases		Average duration	
		Duration of full procedure	Duration of procedure, not including duration of any stay of proceedings
Judgments	52	11.3	11.2
Orders	117	24.3	9.4
Total	169	20.3	10.0

The durations are expressed in months and tenths of months.

Transposition of EU directives

1. by indicator



[1] Transposition deficit (% of all directives not transposed)

[2] Progress over the last 6 months (change in the number of non-transposed directives)

[3] Long overdue directives (2 years or more)

[4] Total transposition delay (in months) for overdue directives

[5] Compliance deficit (% of all directives transposed incorrectly)

[1]	1.1	0.6	0.8	0.3	0.9	0.7	0.3	0.7	0.4	1.0	0.3	0.8	0.7	0.4	0.5	1.5	0.4	0.2	0.6	0.7	1.4	0.3	1.1	1.2	0.4	0.5	0.4	0.5	0.7
[2]	+3	-1	+3	-3	+1	+2	-2	+3	-5	+3	+2	-9	-2	-4	+2	+5	-5	-3	0	+2	-2	-3	-1	-4	-1	+2	0	+1	-1
[3]	0	0	0	0	1	0	1	0	0	2	0	0	0	0	0	0	0	0	2	3	1	0	1	1	0	1	0	1	1
[4]	8.6	8.4	6.8	11.5	21.8	7.2	14.1	6.4	11.5	13.4	9.2	6.6	5.3	11.3	11.9	8.2	8.7	7.0	14.7	18.2	10.0	7.9	8.5	11.4	6.8	9.8	5.8	11.3	10.1
[5]	0.6	0.5	0.8	0.5	0.9	0.2	0.5	0.5	1.0	0.8	0.5	0.8	0.2	0.2	0.8	0.5	0.4	0.1	0.5	1.0	2.2	0.8	0.4	0.6	0.7	0.5	0.6	1.0	0.7
	BE	BG	CZ	DK	DE	EE	IE	EL	ES	FR	HR	IT	CY	LV	LT	LU	HU	MT	NL	AT	PL	PT	RO	SI	SK	FI	SE	UK	EU

Indicator values

[1]	≤1 %	/	>1 %	→ Target established by the European Council, Brussels 8-9 March 2007
[2]	decrease	no change	increase	
[3]	0	/	>0	→ Target established by the European Council, Barcelona 15-16 March 2002
[4] & [5]	<average	average ±10%	>average	

2. overall
(all 5 indicators combined)



Leaflet | Credit: EC-GISCO, © EuroGeographics for the administrative boundaries

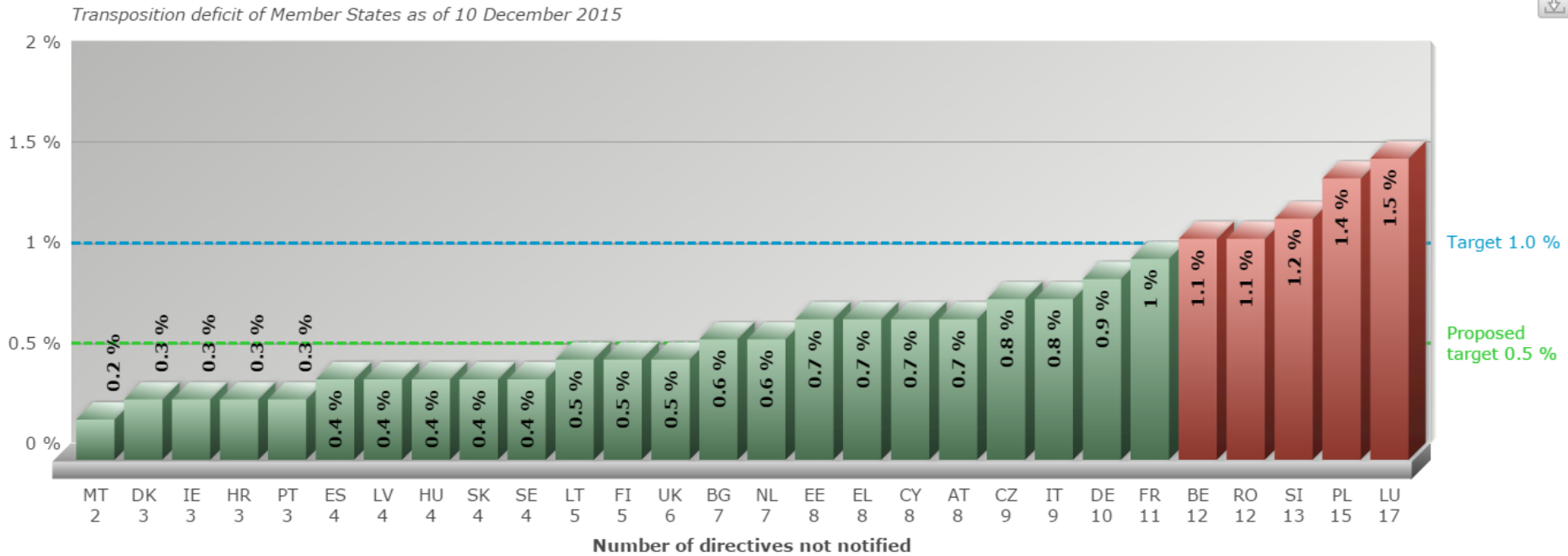
A Member State's **performance across all 5 indicators** is calculated by scoring each indicator in chart 1 as follows:
RED = -1, YELLOW = 0 and GREEN = +1.

The colours on the map represent the **sum of these scores**:

2 or higher = above average -1, 0 or 1 = average -2 or lower = below average

http://ec.europa.eu/internal_market/scoreboard/performance_by_governance_tool/transposition/index_en.htm

Indicator [1]: Transposition deficit

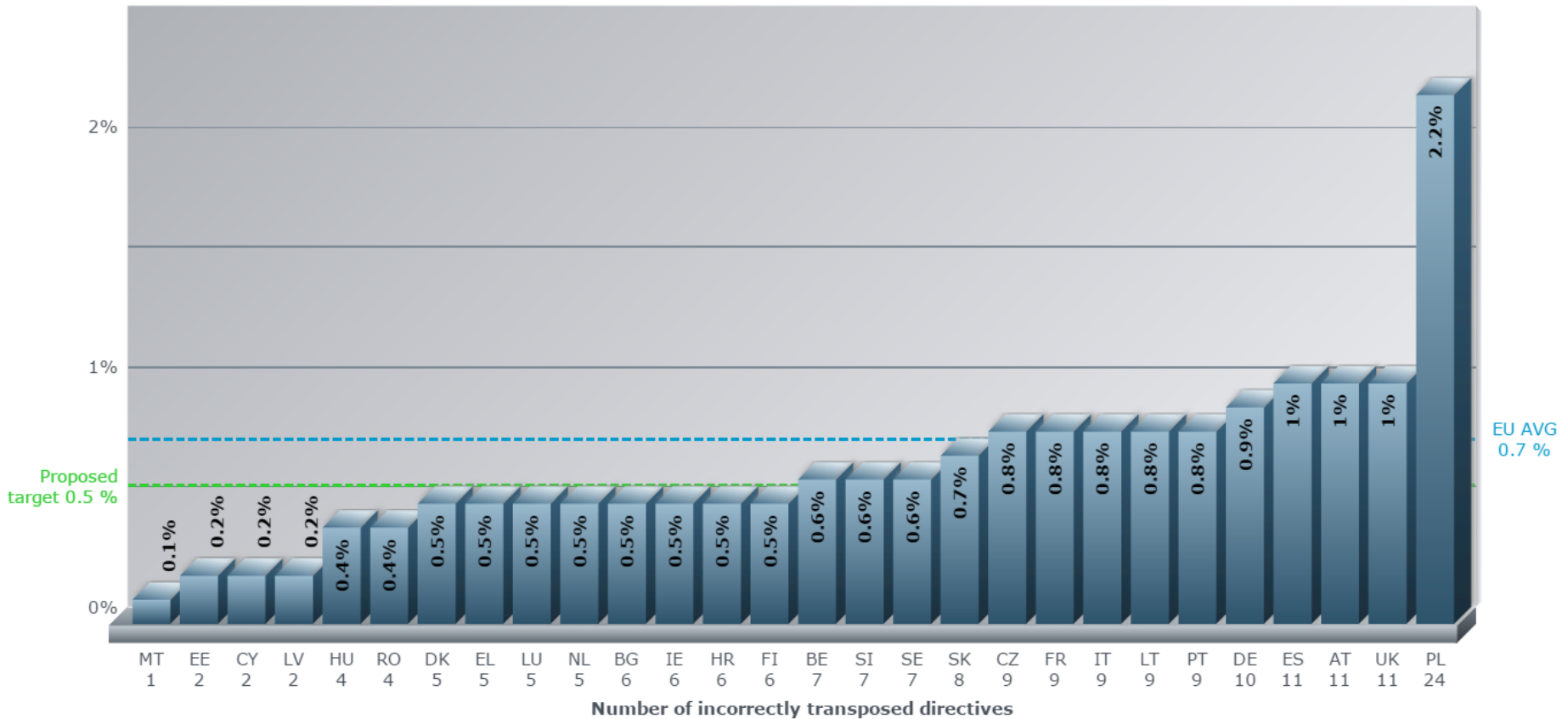


Status quo! Over the last six months, the average transposition deficit has remained unchanged at **0.7%** (see also the graph "Changes in the average transposition deficit" under "Achievements" below).

5 Member States still exceed the 1% target.

Indicator [5]: Compliance deficit (incorrectly transposed directives)

Compliance deficit of Member States as at 10 December 2015



The level of average compliance deficit stands at 0.7% for the fifth consecutive time.

Dodržování práva EU

1. by indicator

[1] Number of pending infringement proceedings
 [2] Duration of infringement proceedings (in months)
 [3] Time taken to comply with Court ruling (in months)

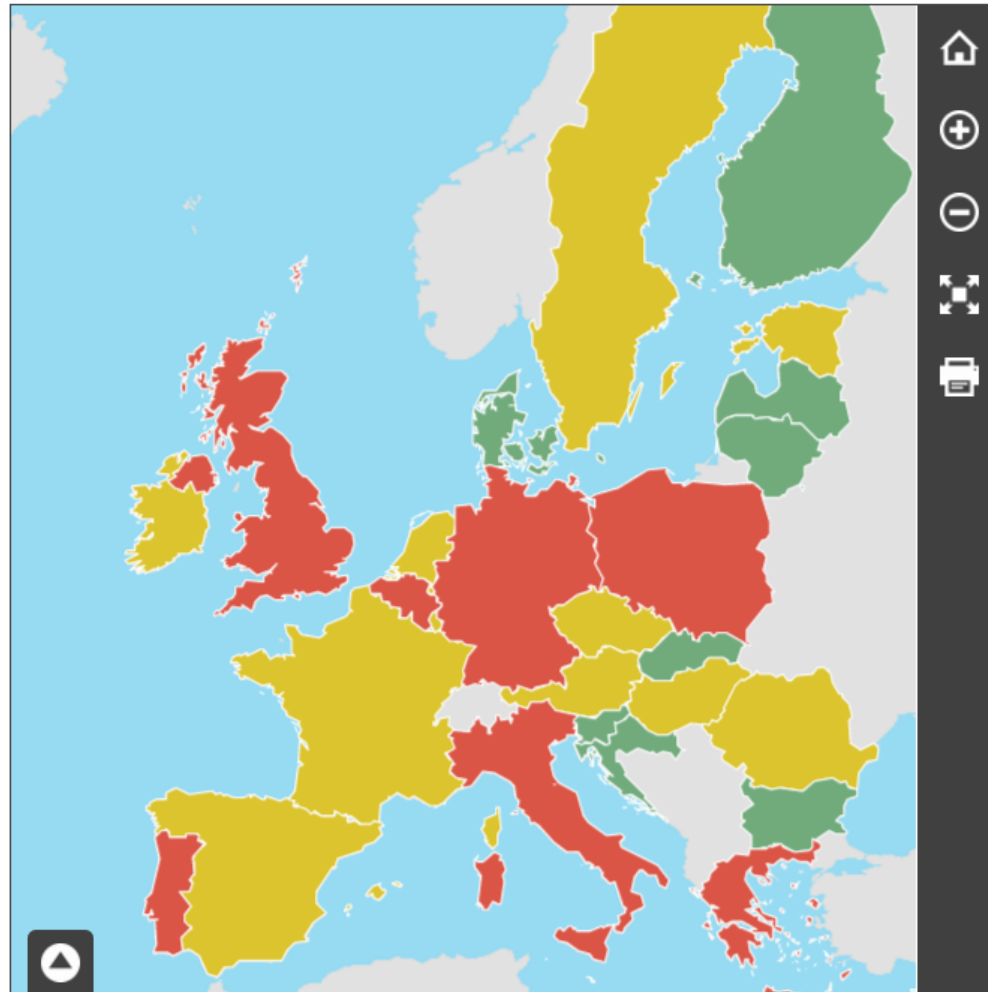


[1]	37	17	28	14	55	6	17	50	49	49	14	50	14	7	16	11	23	8	22	26	44	37	23	17	27	13	26	31	26
[2]	37.4	26.0	33.3	29.6	32.5	34.1	42.8	41.7	21.2	26.6	7.6	39.2	18.0	23.1	23.0	29.5	22.4	51.2	40.0	27.3	32.9	28.9	26.5	27.2	24.7	25.5	40.9	35.1	30.7
[3]	21.4	9.9	19.2	5.4	18.2	16.5	39.4	32.2	21.9	17.9	n/a	29.6	13.1	n/a	3.6	17.1	12.0	21.0	14.4	9.0	18.9	23.0	n/a	10.8	1.4	10.4	14.8	19.0	21.0
	BE	BG	CZ	DK	DE	EE	IE	EL	ES	FR	HR	IT	CY	LV	LT	LU	HU	MT	NL	AT	PL	PT	RO	SI	SK	FI	SE	UK	EU

Indicator values

[1] & [2]	<average	average ±10 %	>average	n/a
[3]	< 8 months	8 - 18 months	>18 months	n/a

2. overall (all 3 indicators combined)



Leaflet | Credit: EC-GISCO, © EuroGeographics for the administrative boundaries

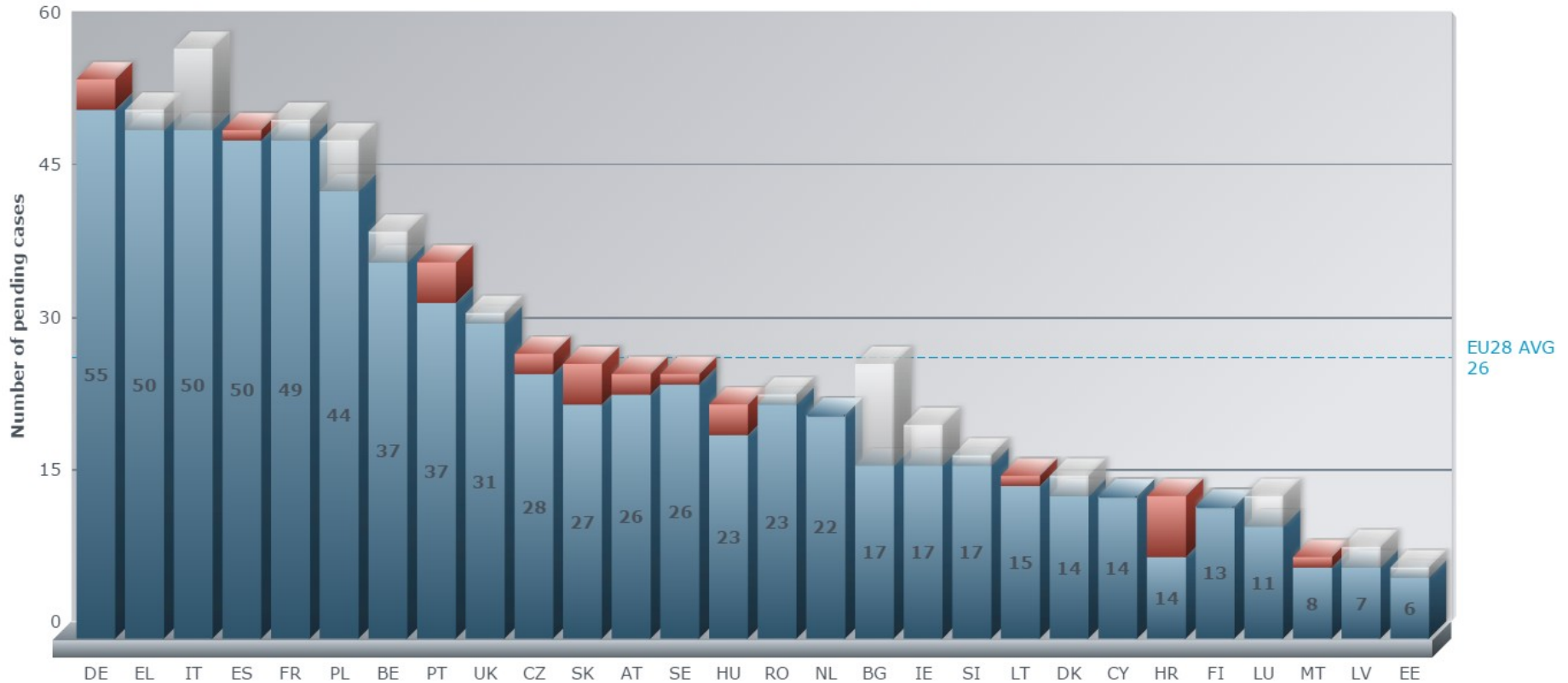
A Member State's **performance across all 3 indicators** is calculated by scoring each indicator in chart 1 as follows:
RED = -1, YELLOW = 0 and GREEN = +1.

The colours on the map thus represent the **sum of these scores**:

2 or higher = above average -1, 0 or 1 = average -2 or lower = below average

Indicator [1]: Number of pending infringement proceedings

Pending infringement proceedings as of 1st December 2015. The differences since the previous Scoreboard (the October 2015 Single Market Scoreboard, with figures from May 2015) are shown at the top of each bar in the chart: transparent parts represent the decrease in the number of pending cases (not counting for the final result), while the red part shows the increase of the number of pending cases.



Total number of cases: down to 732 (from 749 in May 2015)

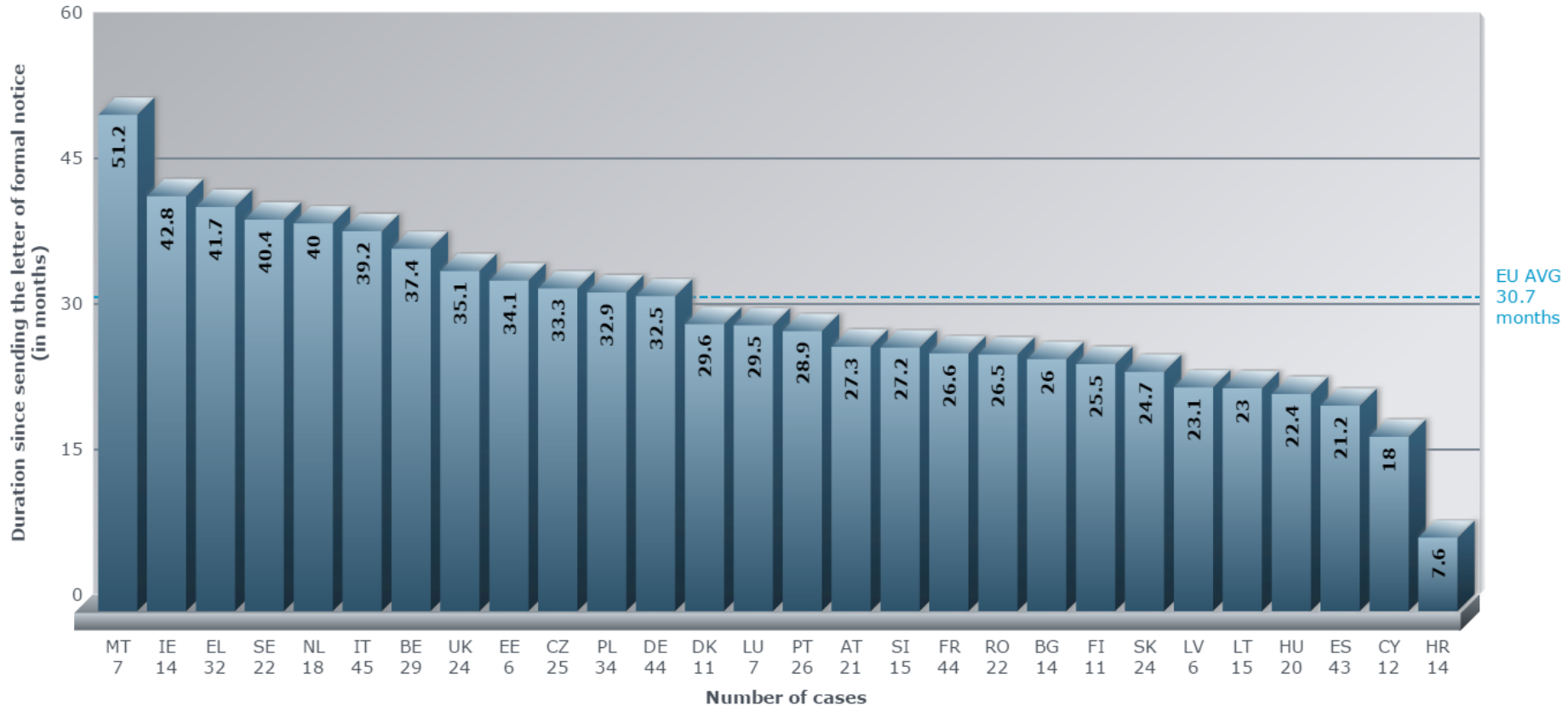
Average cases per Member State: 26 (27 in May 2015)

Total number of Member States trending up: 11 (up from 1)

Indicator [2]: Duration of infringement proceedings



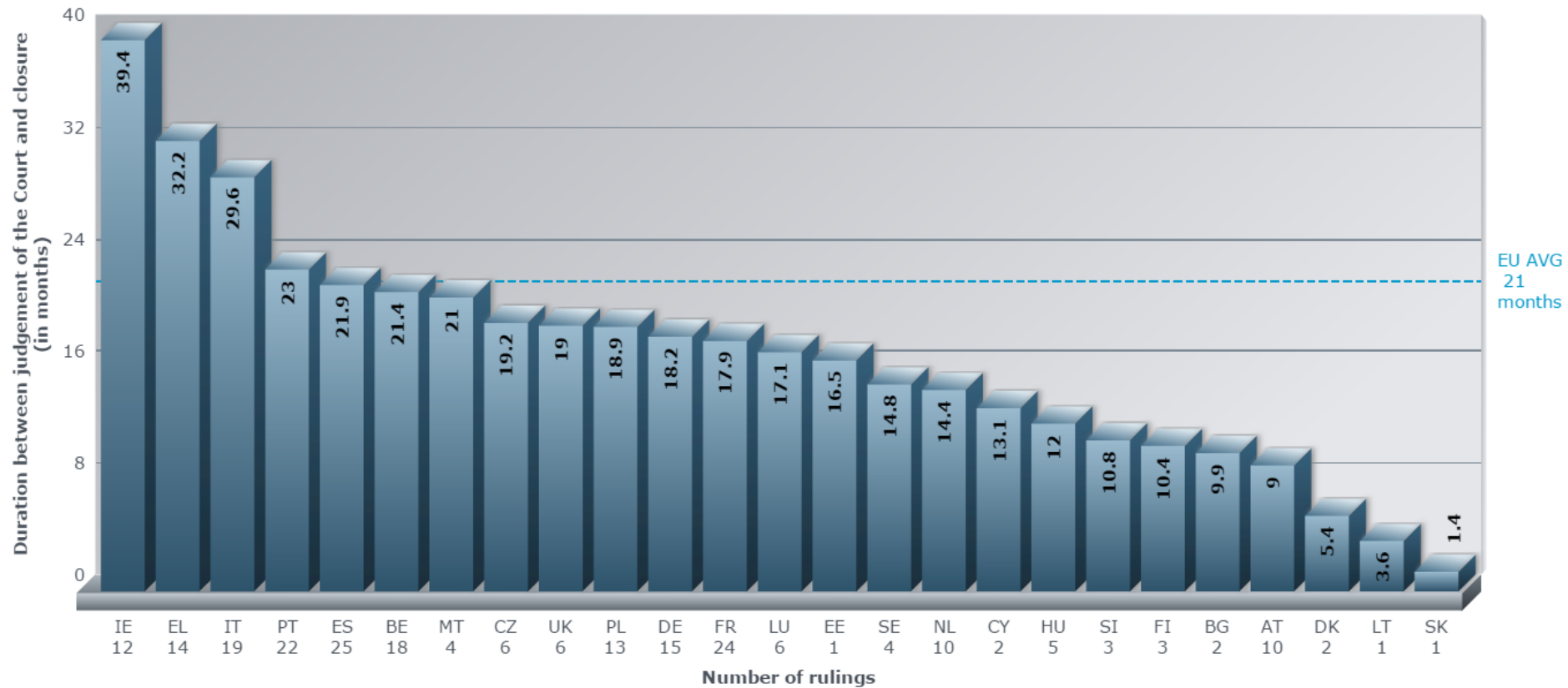
Pending infringement cases not yet sent to the Court (pre-litigation stage) as of 1 December 2015 (605 cases). The average duration is calculated in months from the sending of the letter of formal notice.



Change in average case duration: now 30.7 months, up from 29.1 in May 2015.

Indicator [3]: Time taken to comply with Court ruling

Cases closed between 1 December 2000 and 30 November 2015 where the Court has ruled against a Member State (228 cases). This graph shows the average time (in months) between the delivery of the Court's judgment and the closure of the case confirming that the Member State has complied with the judgment.



Change in average time lag: further increase from 19.8 months in May 2015 to 21 months

Cases by sector

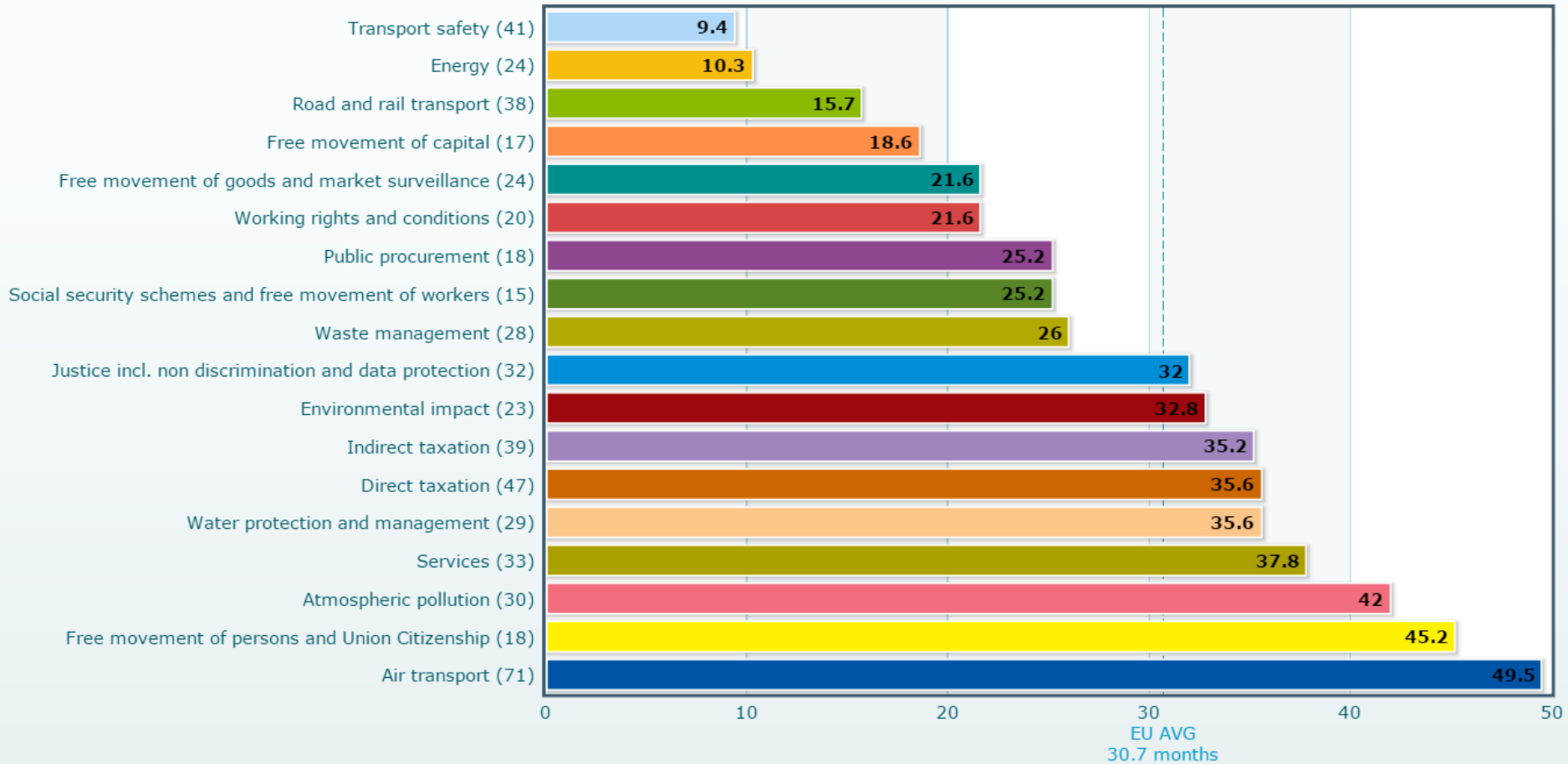
This table shows the total number of infringement cases for each Member State, broken down by sector, as of 1 December 2015. Sectors with only a few infringement proceedings are included in "other fields". The highlighted figures show the sector(s) with the highest number of infringement cases in each Member State.



DE	4	2	6	1	1		7	1	1	6	4	2	5	4	1	5	1	2	1	1	55
EL	4	1	3	1	1	1	1		4	4	2	2	3	2		2	7	9	1	2	50
ES	5	2	4	3	5		2	1		2	3	2	1		2	3	5	6	4	50	
IT	4	4		1	1	1	1			5	3	5	1	2	3	3	6	4		6	50
FR	3	3	11	2	2		4		1	5		1	2		5		1	4	3	2	49
PL	5	1	1	2	3		2	2	4	3	1		6	3		1	1	5		4	44
BE	5	1	11	1			2	2	1	2	3		3	2		3	2		2	4	37
PT	6	2	1	2			2		2	3	3		3		1	4	2	3		3	37
UK	3	3	2	2	1		1	2		3	1		2		1	2	2	3	1	2	31
CZ	3	2			2		2	2	1		3		4	1		1	2	2		3	28
SK	3	2			1	3	2	1		1	3	1	1		2	2	1	4			27
AT	3		1	2	1	3	1	1		3	1	1	3	1		1		1		3	26
SE	3	1	3			2		1	1	1	2	2		3	1	1		3	1	1	26
HU	3	1	1	2		2				1		1	2	4			1		3	2	23
RO	1	2	1	2	2	1	2				1		1	2	1		3	1	1	2	23
NL	3		6			1			1	3	1		2	1	1	2				1	22
BG	2	2				2	1			1		1	1			2	2	2		3	17
IE	3				2			1		2	1		1	2	1			2	2		17
SI	2	3		1	2						1			1		3	4				17
LT	2			1		1	2	2	1		1		1	1		1				3	16
DK	2		3						1		1		1			2	1	1	2		14
CY	2									1	1			2	2	2	2			2	14
HR	2			1		1				1	1		1	1		2	3			1	14
FI	2				1	1			2	1	1		1			1		1		2	13
LU	3			1						1			2			1		1	1	1	11
MT	3							1		1				1	1	1					8
LV		1				1		1		1						1				2	7
EE	1									1						2		1	1		6
	82	33	54	25	25	20	30	18	20	52	35	19	45	35	22	42	42	56	23	54	732
	Air transport	Atmospheric pollution	Direct taxation	Energy	Environmental impact	Free movement of capital	Free movement of goods & market surveillance	Free movement of persons & union citizenship	Health & consumers	Indirect taxation	Justice incl. non discrimination & data protection	Public procurement	Road and rail transport	Services	Social security schemes & free movement of workers	Transport safety	Waste management	Water protection & management	Working rights and conditions	Other fields	TOTAL

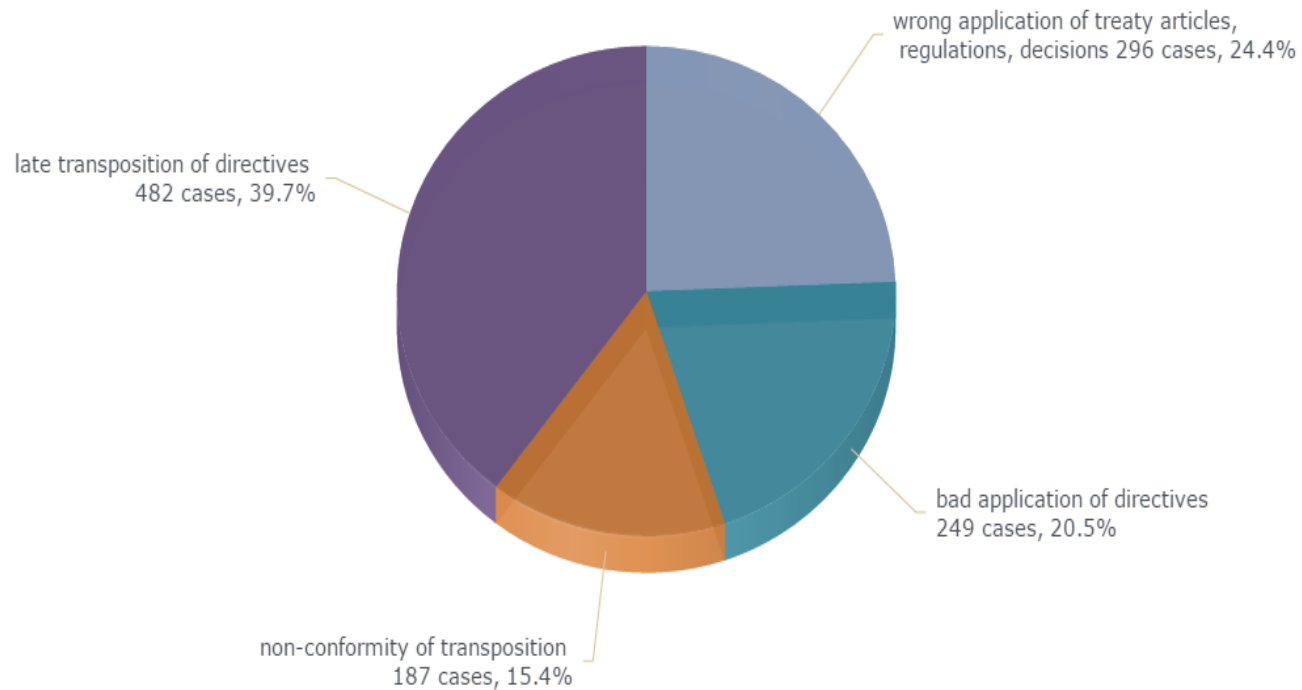
Average duration by sector

Pending infringement cases not yet sent to the Court (still in the pre-litigation phase) as of 1 December 2015, broken down by sectors including at least 15 cases (547 cases). The average duration is calculated in months from the sending of the letter of formal notice.
 (#) = number of cases



Types of cases

Number of pending infringement cases open for late or wrong transposition of Single Market directives plus number of cases open for wrong application of rules – situation as of 1 December 2015 (1 214 cases).



- **55%** of cases are for late or incorrect transposition of directives
- **76%** of cases relate to directives
- **24%** concern regulations, decisions and Treaty articles

Jaký vliv mají státy na SD?

- Složení SD (1958: 7 soudců + 2 GA)
- Jmenování soudců (změny v LS)
- Požadavky na soudce
- Disenty?

Soudcové a soudkyně



Význam SD

- Funkce: zajištění dodržování práva při výkladu a provádění Smluv
- Udržení homogenity celého společenství
- Rozhodnutí SD přispěla k rychlosti realizace společného trhu a ovlivnila především dodržování volného pohybu, práv spotřebitele, hospodářskou soutěž a nediskriminaci
- Aktivita: především počátek, od JEA opatrnější

Význam SD

- Wincott – SD jeden z mnoha aktérů evropského politického procesu a ne strůjce integrace. Působení ohraničeno zakládajícími smlouvami (*kritika*)
- Tichý: SD jako motor integrace
- 2 pojetí:
 - 1) díky pravomoci interpretace práva ES a jeho tvorbě prostřednictvím judikátů je **autonomním subjektem**, který svými výstupy zavazuje všechny aktéry.
 - 2) Evropský integrační proces je pod stálou kontrolou čl. st. a SD **pouze právním nástrojem** k udržení principů dosažených na mezivládní úrovni.

Teorie politické moci SD

- **Intergovernmentalismus** (mezivládní přístup)
 - SD se snaží udržet svou legitimitu v očích čl. st., proto svou aktivitu modelují podle jejich preferencí
- **Supranacionální přístup** - SD skrze doktrínu přímého účinku a nadřazenosti „konstitucionalizoval“ SES

Kritika SD

- **Kritika SD:** Rasmussen – SD se příliš nechá vést politikou, proto soudcovský aktivismus zavání uzurpací moci (vs. Cappelletti: kritika postrádá historickou dimenzi, SD se chová jako ústavní soud, dbá na principy).
- Neill – SD = nebezpečná instituce, prosazující své vize a elitářství

Zastánci SD

- Rozhodovací autonomie SD
- Evropský právní systém připomíná národní, SD má legitimitu i autoritu.
- SD – nezávislý politický aktér, který může rozvíjet demokracii skrze dání více příležitostí jednotlivci.



Precedenční systém?

- Kontinentální x anglo-americký systém
- **Craig a de Búrca** – SD vytvořil precedenční systém, když umožnil národním soudům, aby založily své rozsudky na předběžných rozhodnutích SD
- **Conant** – soudy nejsou těmito precedenty vázány.
- Ale jak se soudy seznamují s evropským právem, ubývá kontroverzí a utváří se vztah „důvěry“ mezi soudci na různých úrovních.

Porušení práva EU

- Členskými státy
- Orgány EU
- Jednotlivci

Organizace Soudu

- Soudci – způsob výběru
- Kabinety soudců + právní asistenti
- Sekretariát soudců
- Stážisté kabinetu

- Kancelář tajemníka SD – udržování spisů, rejstřík, korespondence
- Oddělení vyhledávání a dokumentace
- Tiskové a informační oddělení
- Knihovna
- Překladaelé
- Tlumočníci
- Stážisté soudu

Literatura

- ARNULL, A. *The European Court of Justice*. Oxford: OUP.
 - DAVIES, Gareth. *The Division of Powers between the European Court of Justice and National Courts*. Constitutionalism Web-Papers, ConWEB No. 3/2004, <http://les1.man.ac.uk/conweb/>.
 - De BÚRCA – WEILER (eds.): *The European Court of Justice*. Oxford: OUP.
 - EVROPSKÝ SOUDNÍ DVŮR. 2006. *Výroční zpráva 2007*. curia.eu.int.
 - FIALA, Petr – PITROVÁ, Markéta. 2003. *Evropská unie*. Brno: CDK. 337-372.
 - LENAERTS, Koen. *The Future Organisation of the European Courts*. Research Papers In Law, 2/2005, www.coleurop.be.
 - LUEDTKE, Adam. Law, Politics and the European Court of Justice: Broadening the Debate. *Journal of European Public Policy*, 11: 6, December 2004, 1128-1137.
 - PASSER, Jan M. *Soudní dvůr Evropských společenství – několik poznámek k organizaci*. www.evropska-unie.cz.
 - STONE SWEET, A. *Judicial Construction of Europe*. Oxford: OUP.
 - ŠLOSARČÍK, Ivo. 2005. Evropa soudců a Evropa politiků. Vliv ESD na vývoj evropské integrace. *Mezinárodní vztahy*, č. 1, s. 22-47.
 - TÝČ, Vladimír. 2006. *Základy práva Evropské unie*. 5. vydání. Praha: Linde.
- a další a další...
- *Rozhodnutí předsedy Soudního dvora, které uvádí, že Soud pro veřejnou službu Evropské unie byl zřízen*. Úřední věstník Evropské unie, L 325/1-2, 12. 12. 2005.
 - *Rozhodnutí Rady ze dne 2. listopadu 2004 o zřízení Soudu pro veřejnou službu Evropské unie (2004/752/ES, Euratom)*. Úřední věstník Evropské unie, L 333/7-11, 9. 11. 2004.
 - *Smlouva o založení Evropského společenství*. Aktualizované znění.