



**MASARYK UNIVERSITY**  
*Czech Republic*

# **SPRb1161**

## **Social Work and Intimate Partner Violence**

**Alkauthar Seun Enakele**





**MASARYK UNIVERSITY**  
*Czech Republic*

# Extent and Nature of Intimate Partner Violence

Alkauthar Seun Enakele





According to various national surveys, the percentage of women who were ever physically assaulted by an intimate partner varies substantially by country: Barbados (30%), Canada (29%), Egypt (34%), New Zealand (35%), Switzerland (21%), United States (33%).

Women, E. V. A. (1999). Population Reports. Series L, Number 11. Center for health and gender equity (CHANGE).





Some surveys in specific places report figures as high as **50-70%** of women who were ever physically assaulted by an intimate partner. Others, including surveys in the **Philippines and Paraguay**, report figures as low as 10%.

Women, E. V. A. (1999). Population Reports. Series L, Number 11. *Center for health and gender equity (CHANGE)*.





MASARYK UNIVERSITY  
Czech Republic

**In India**, around 70% of women are victims of domestic violence.

**In Turkey** 42% of women over 15 have suffered physical or sexual violence.

Women, E. V. A. (1999). Population Reports. Series L, Number 11. *Center for health and gender equity (CHANGE)*.

Alkauthar Seun Enakele





The *British Crime Survey* for 2006-2007 reported that 0.5% of people (0.6% of women and 0.3% of men) reported being victims of domestic violence during that year and 44.3% of domestic violence was reported to the police. According to the survey, 312,000 women and 93,000 men were victims of domestic violence

Hoare, J., & Jansson, K. (2008). *British Crime Survey: Homicides, Firearm Offences and Intimate Violence 2006/07*, suppl. vol. 2 to *Crime in England and Wales 2006/7*. Home Office.





MASARYK UNIVERSITY  
Czech Republic

In **Europe** study on domestic violence against women found that 1 in 4 women experience domestic violence over their lifetimes and between 6 and 10% of women suffer domestic violence in a given year.

Fabian, K. (2006). Against domestic violence: the interaction of global networks with local activism in Central Europe. *Contemporary Studies in Economic and Financial Analysis*, 88, 111-152.

**Alkauthar Seun Enakele**





The *National Study of Domestic Abuse* for 2005 reported that **213,000 women and 88,000 men** reported being victims of domestic violence at some point in their lives. According to the study, **one in seven women and one in sixteen men** were victims of severe physical abuse, severe emotional abuse, or sexual abuse.

Fiebert, M. S. (2005). References examining assaults by women on their spouses or male partners: An annotated bibliography. *Sexuality and Culture*, 8(3-4), 140-176.







MASARYK UNIVERSITY  
Czech Republic

**South Africa** is said to have the highest statistics of gender-based violence in the world. 80% of women surveyed in rural **Egypt** said they are victims of domestic violence. Up to two-thirds of women in certain communities in **Nigeria's Lagos State** say they are also victims to domestic violence.

Foster 1999; *The Integrated Regional Network* [IRIN],  
Johannesburg, South Africa, May 25, 2002

Alkauthar Seun Enakele





An international study conducted by the World Health Organisation (WHO, 2012) focusing on women's health and domestic violence collected data on IPV from more than 24, 000 women across 10 countries. The study demonstrated that IPV was prevalent in all 10 countries amongst women who had ever been in an intimate relationship.





- 13-61% reported ever having experienced physical violence by a partner
- 4-49% reported experiencing severe physical violence by a partner
- 6-59% reported sexual violence by a partner at some point in the lives
- 20-75% reported one or more emotionally abusive acts from a partner in their lifetime.

World Health Organization. (2012). *Understanding and addressing violence against women: Intimate partner violence* (No. WHO/RHR/12.36). World Health Organization.





- 13-61% reported ever having experienced physical violence by a partner
- 4-49% reported experiencing severe physical violence by a partner
- 6-59% reported sexual violence by a partner at some point in the lives
- 20-75% reported one or more emotionally abusive acts from a partner in their lifetime.

World Health Organization. (2012). *Understanding and addressing violence against women: Intimate partner violence* (No. WHO/RHR/12.36). World Health Organization.

**Alkauthar Seun Enakele**



## DEFINITION (WHO)

Violence - the intentional use of physical force or power, threatened or actual, against oneself, another person, or against a group or community, that either results in or has a high likelihood of resulting in injury, death, psychological harm, mal-development or deprivation.

# TYPES OF VIOLENCE

- Physical
- Sexual
- Emotional
- Economic
- Neglect or deprivation

# DATA REPORT

## Woman Safety Module(WSM)

- interpersonal violence (violence by spouse/partner, boyfriend, by family members or unrelated individuals)
- acts of physical, sexual and emotional violence

# MEASUREMENT

Spousal violence or intimate partner violence:

- Measured in more detail than violence by other perpetrators using greatly shortened and modified Conflict Tactics Scale (CTS)



# MEASUREMENT

**Challenge: What constitutes violence or abuse varies across cultures and individuals**

**Response: Ask specific acts of violence**

Advantages: Not being affected by different understanding of what constitutes violence, gives respondents multiple opportunities to disclose, allows assessment of severity of violence

# MEASUREMENT

- **Physical Violence Questions -**

Does/Did your (last) husband/  
partner/boyfriend ever do any of the  
following to you:

- a) Push you, shake you, or throw something at you?
- b) Slap you?
- c) Twist your arm or pull your hair?

# MEASUREMENT

- **Physical Violence Questions -**
  - d) Punch or hit you with something that could hurt you?
  - e) Kick you, drag you, or beat you up?
  - f) Try to choke you or burn you on purpose?
  - g) Threaten or attack you with a knife, gun, or any other weapon?

# MEASUREMENT

## ◎ Sexual Violence Questions -

- h) Physically force you to have sexual intercourse with him even you did not want to?
- i) Force you to perform any other sexual acts you did not want to?

# MEASUREMENT

- **Sexual Violence Questions -**
  - j) Try or attempt to force you to have sexual intercourse with him or perform any other sexual acts against your will?
  - k) Persuade or threaten you to have sexual intercourse with him or perform any other sexual acts against your will?

# MEASUREMENT

- **Emotional Violence Questions**

Does/Did your (last) husband/  
partner/boyfriend ever:

- a) Say or do something to humiliate you in front of others?
- b) Threaten to hurt or harm you or himself or someone close to you?

# MEASUREMENT

- **Emotional & Economic Violence**

## **Questions -**

- c) Insult you or make you feel bad about yourself?
- d) Not allow you to engage in any legitimate work nor practice your profession?

# MEASUREMENT

- **Emotional & Economic Violence Questions -**
  - e) Control your own money or properties or force you to work?
  - f) Destroy your personal properties, pets or belongings, or threaten or actually harm your pets?
  - g) Have other intimate relationships?



# MEASUREMENT

- Underreporting cannot be entirely ruled out
- Caution in interpreting overall prevalence of violence and differentials in prevalence between population subgroups

# MEASUREMENT

## **Challenge:**

- ◎ **Culture of silence surrounds domestic violence that can affect reporting**
- ◎ **Specific ethical concerns - sensitivity of topic safety of respondents and interviewers protection of women disclosing violence**

# MEASUREMENT

## **Three specific built-in protections in WSM:**

- 1) Only one eligible woman in each HH is asked of Violence against women (VAW)

# MEASUREMENT

## **Three specific built-in protections in WSM:**

- 2) Informed consent was obtained before start of individual interview; additional statement before start of WSM informing respondent that succeeding questions could be sensitive and reassuring confidentiality of responses

# MEASUREMENT

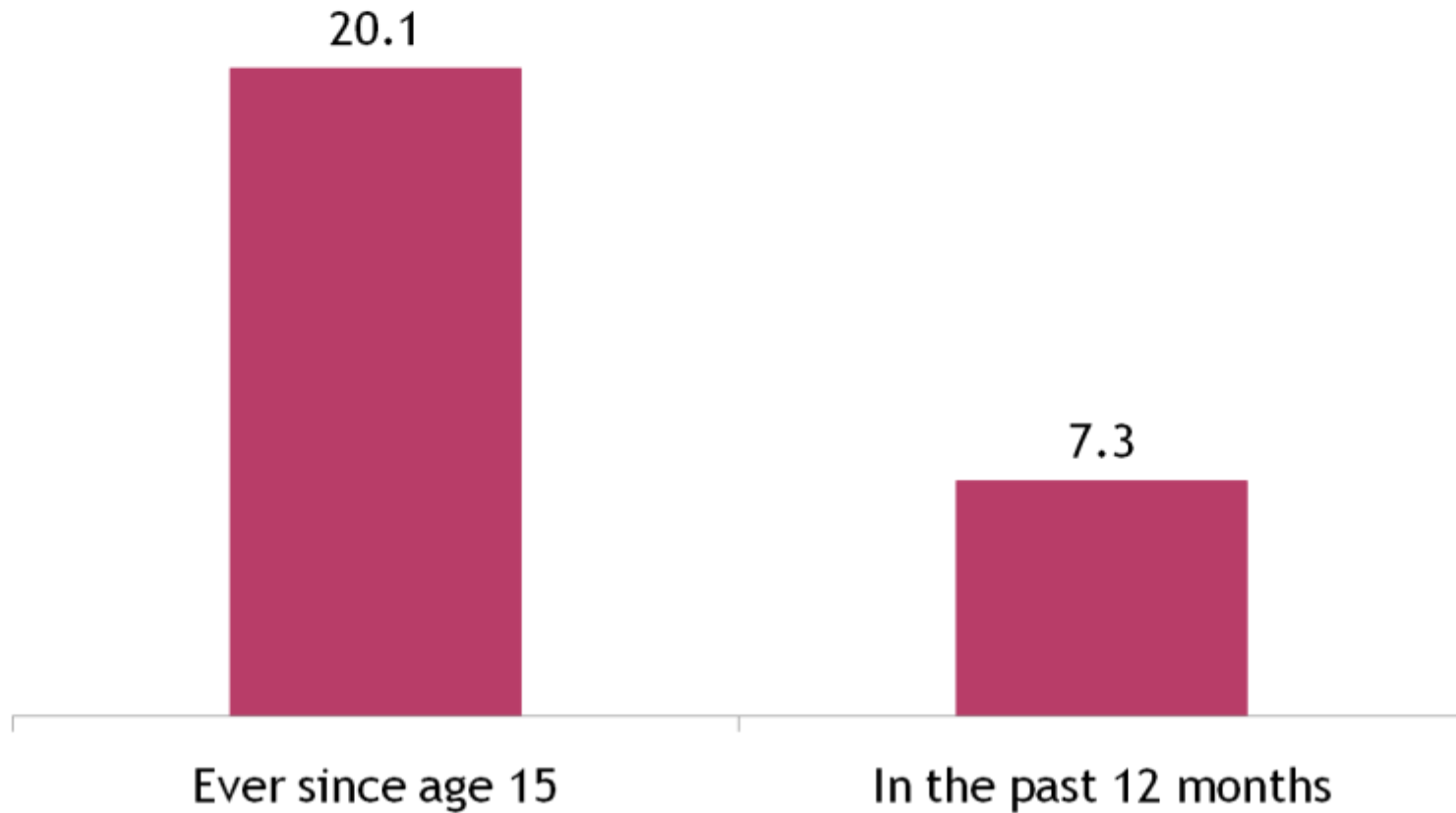
## **Three specific built-in protections in WSM:**

3) WSM was implemented only in privacy; if privacy could not be obtained, skip module, thank the respondent and end interview.

# Results

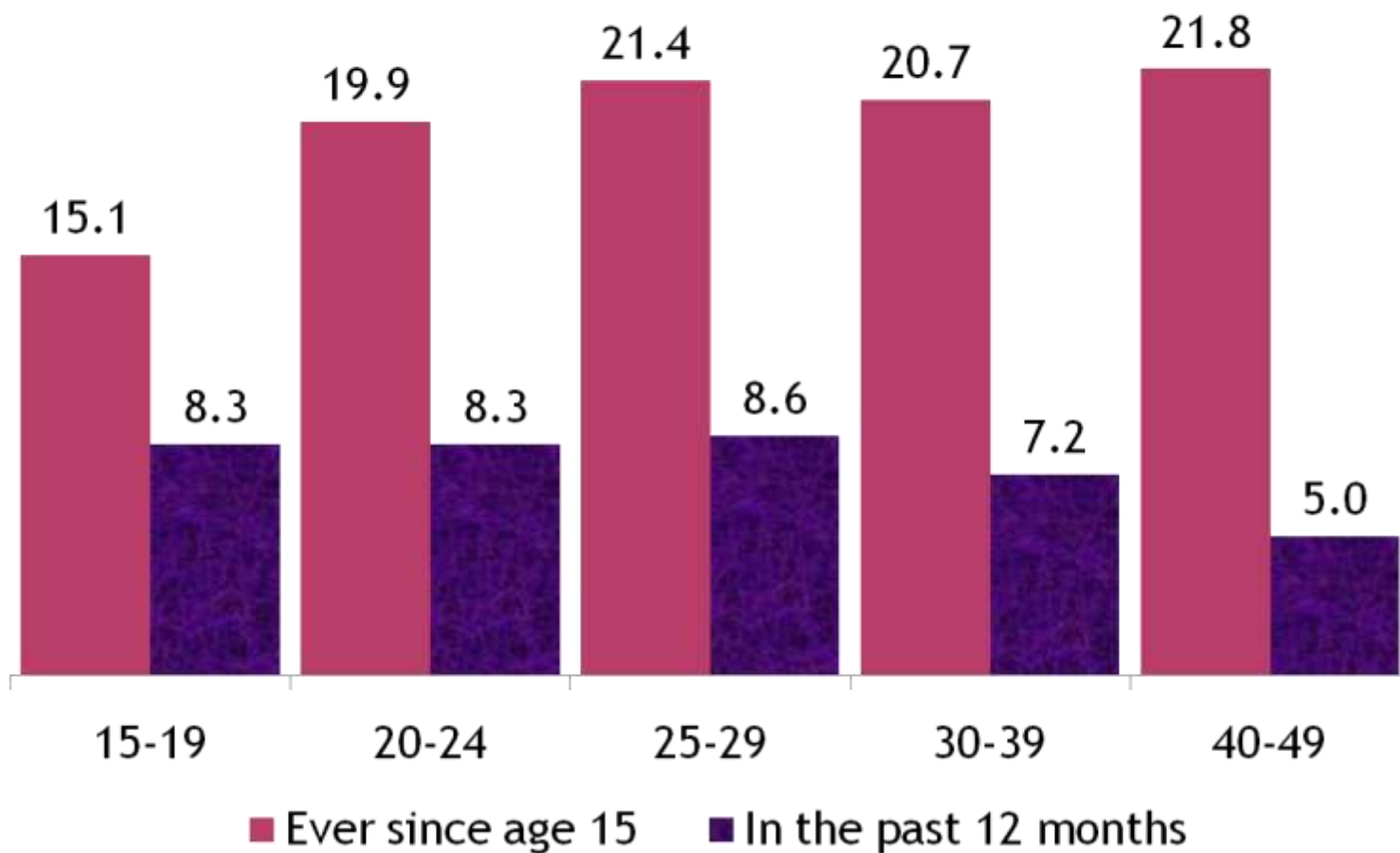
# PHYSICAL VIOLENCE

**Percentage of women age 15 who have experienced physical violence**



# PHYSICAL VIOLENCE

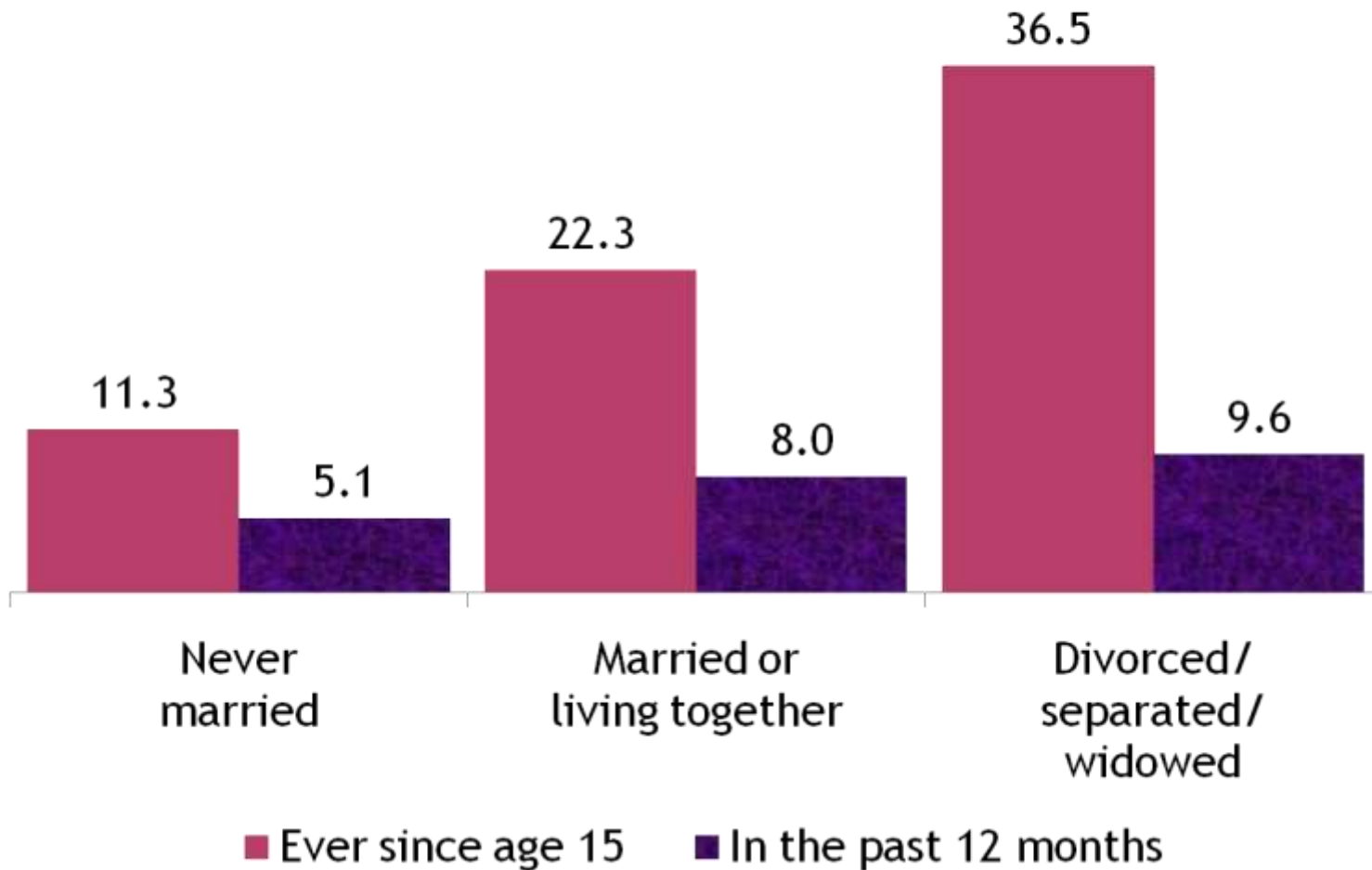
Percentage of women who have experienced physical violence by current age





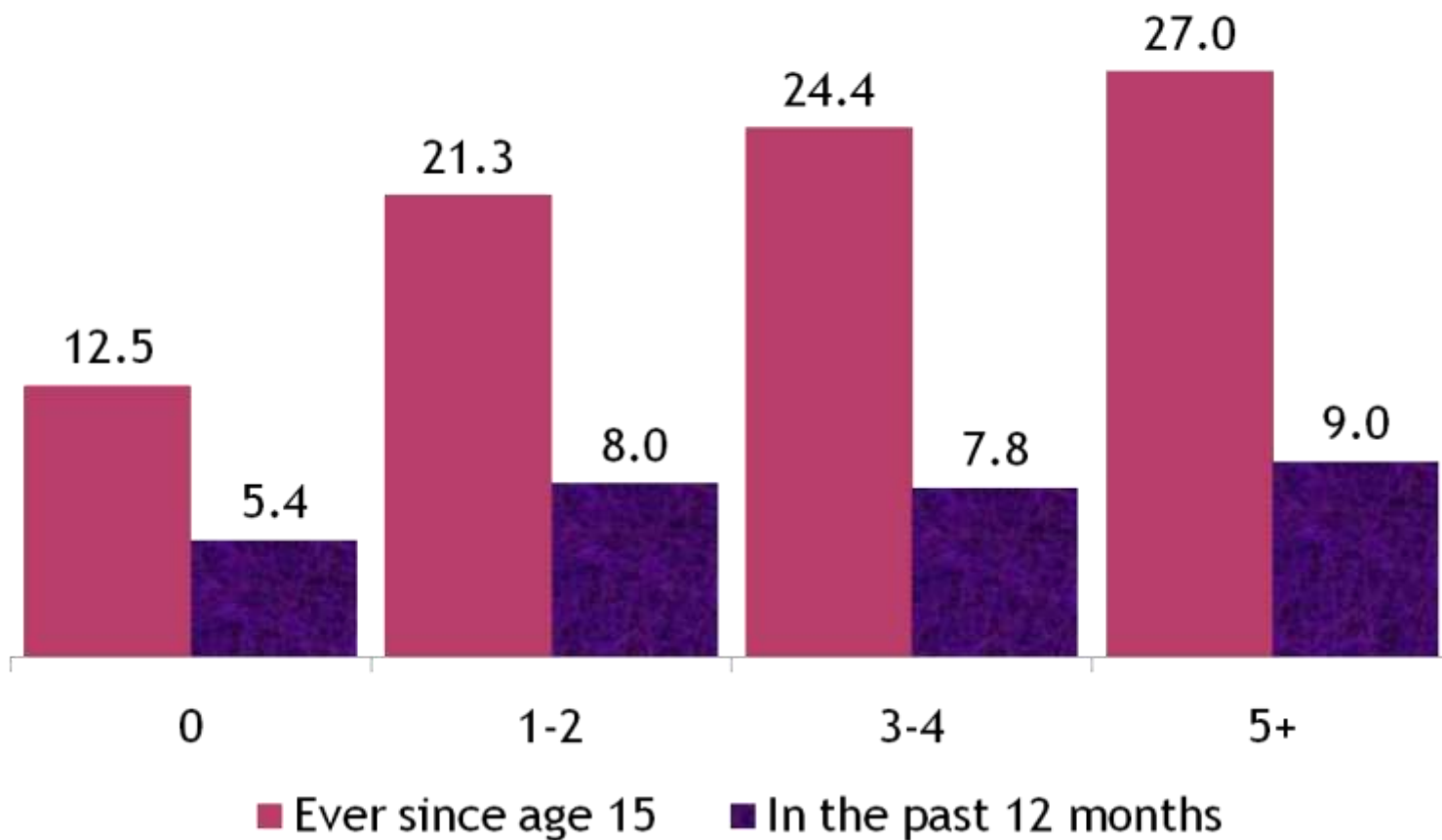
# PHYSICAL VIOLENCE

Percentage of women who have experienced physical violence by marital status



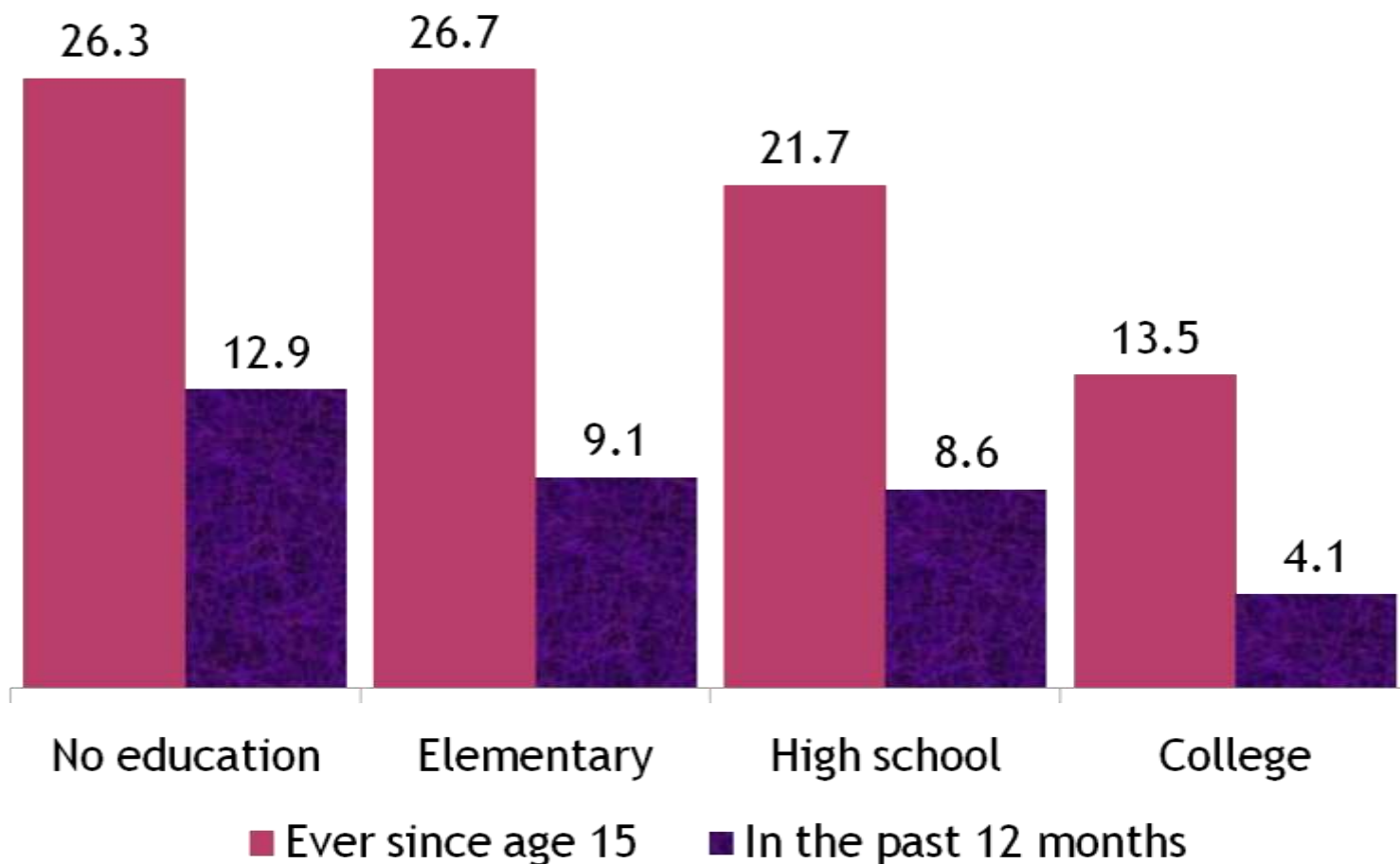
# PHYSICAL VIOLENCE

Percentage of women who have experienced physical violence by number of living children



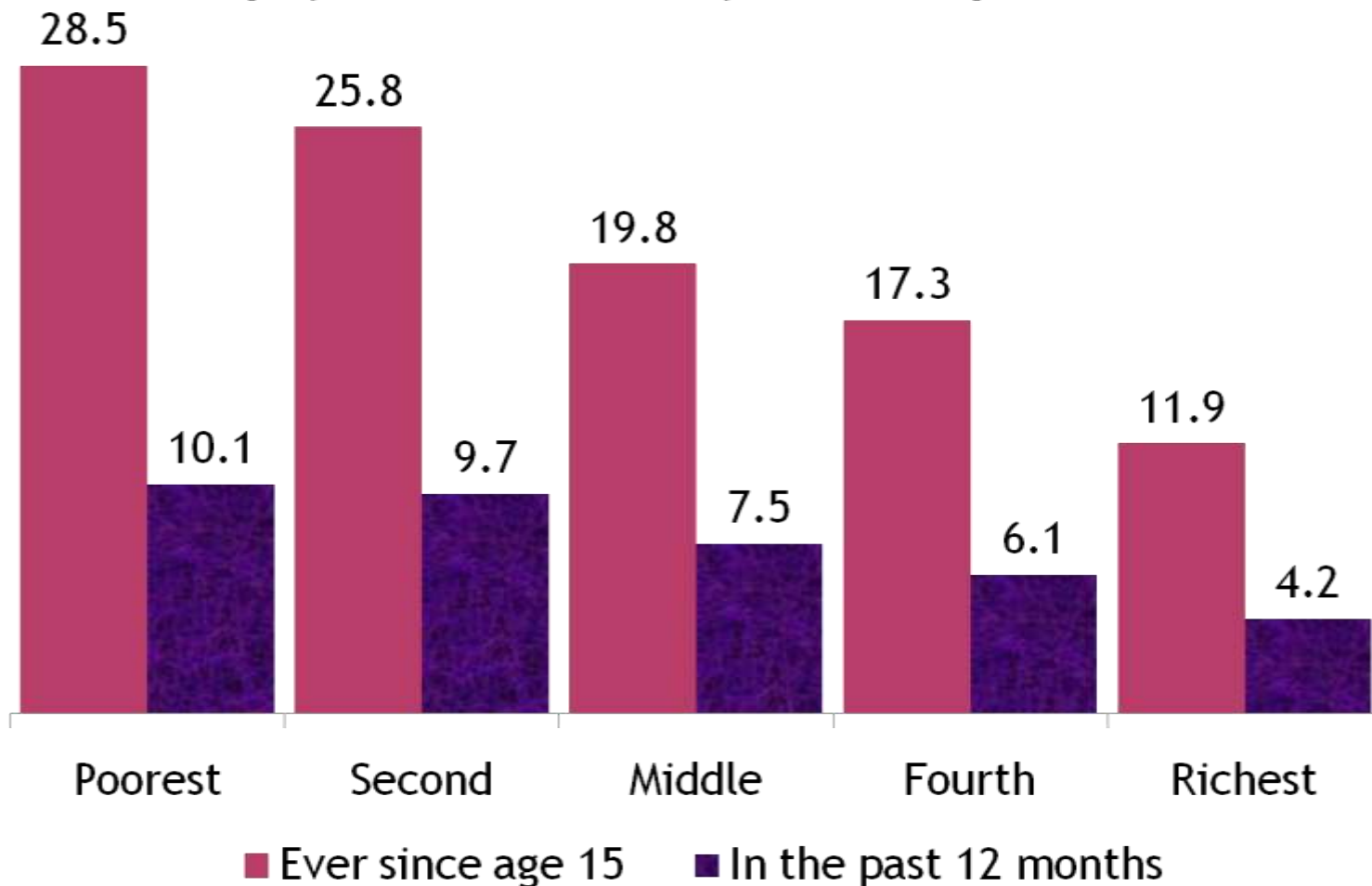
# PHYSICAL VIOLENCE

Percentage of women who have experienced physical violence by level of education

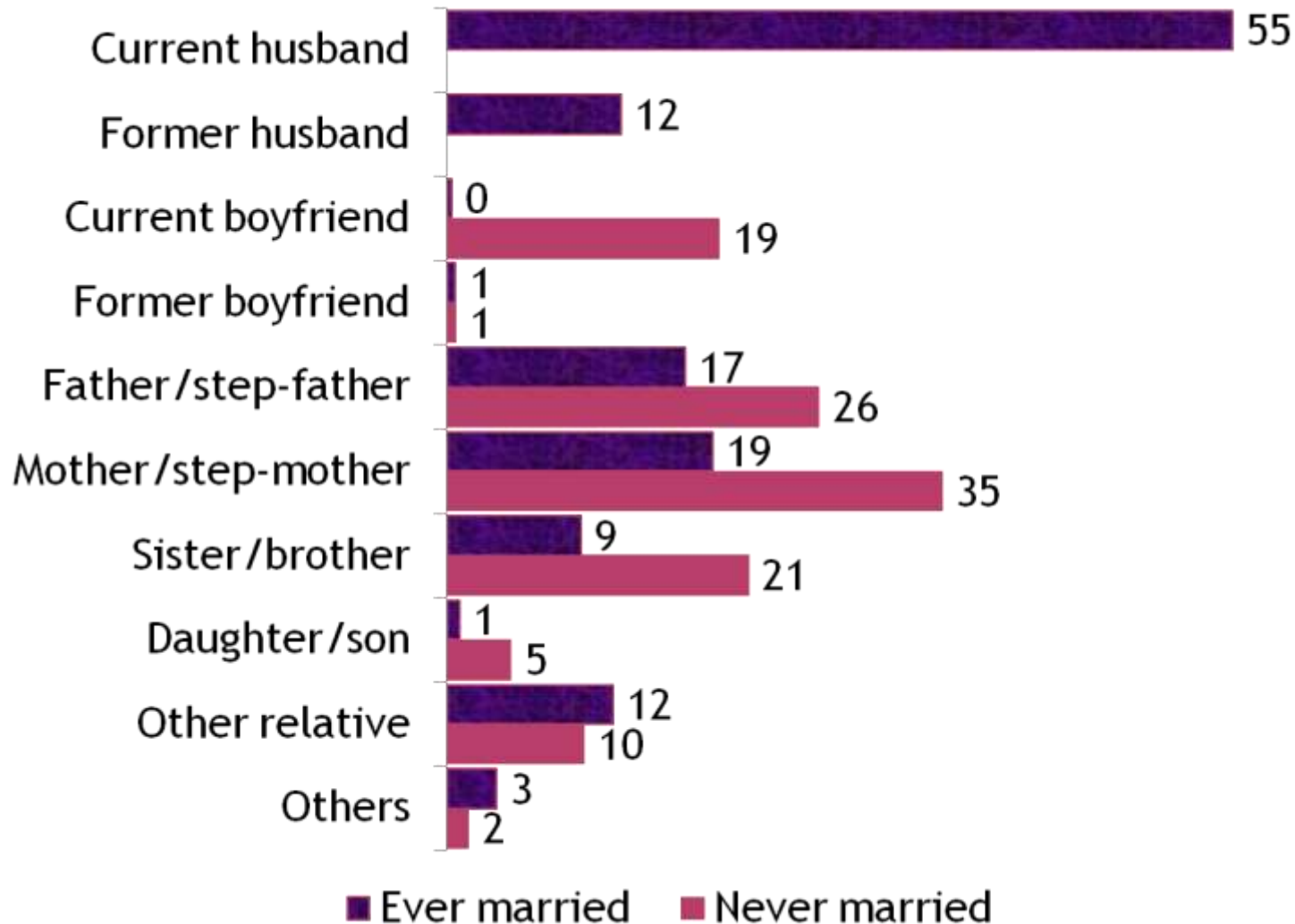


# PHYSICAL VIOLENCE

Percentage of women who have experienced physical violence by wealth quintile



# PERPETRATORS OF PHYSICAL VIOLENCE



# PHYSICAL VIOLENCE DURING PREGNANCY

Overall, 4 percent of women who have ever been pregnant have ever experienced physical violence during pregnancy

Minor differences by background characteristics

- increases slightly with number of living children
- decreases slightly with age
- Generally decreases with education level
- Declines steadily with wealth quintile

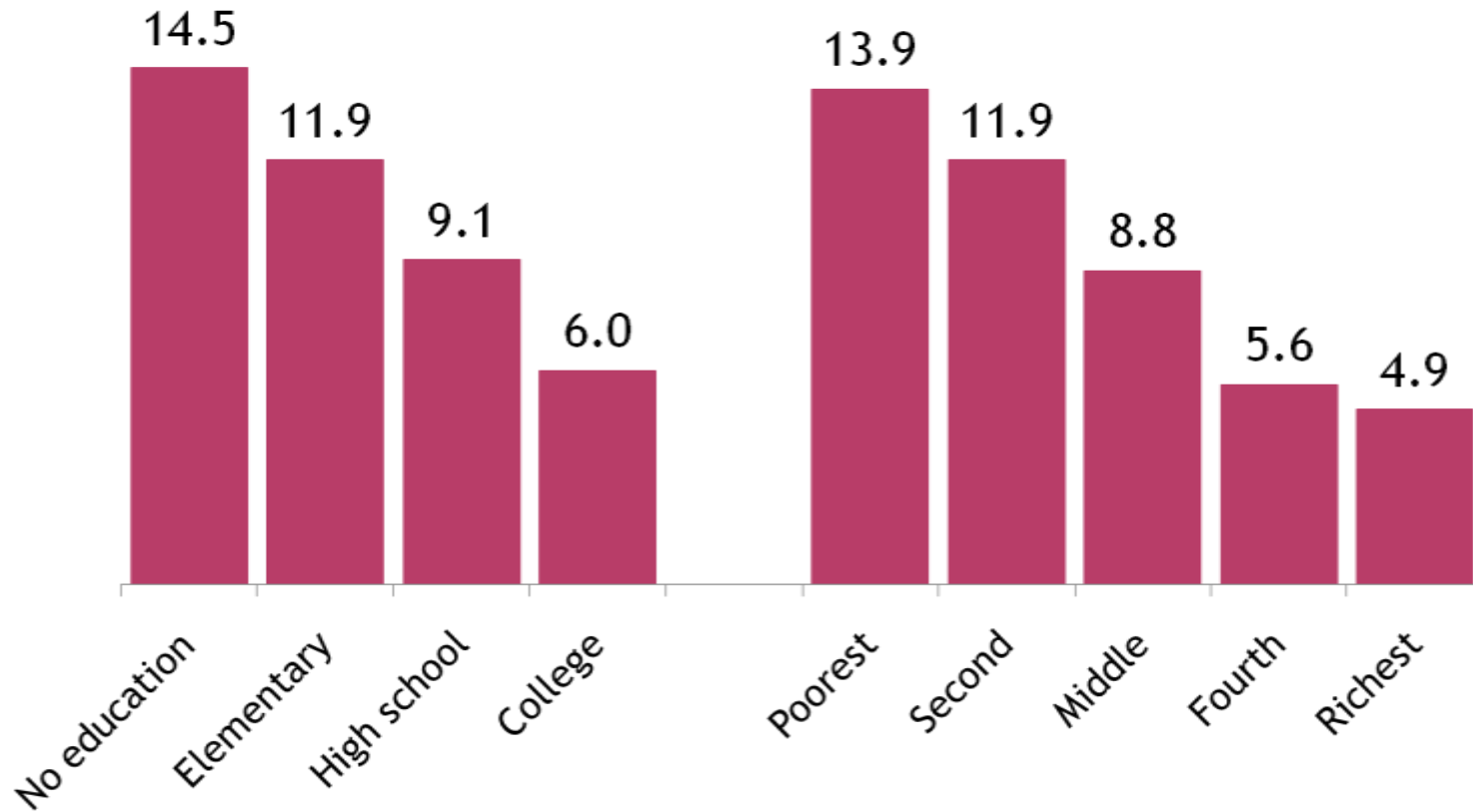
# SEXUAL VIOLENCE

One in 25 women age 15-49 who have ever had sex ever experienced forced first sexual intercourse

One in 10 women age 15-49 ever experienced sexual violence

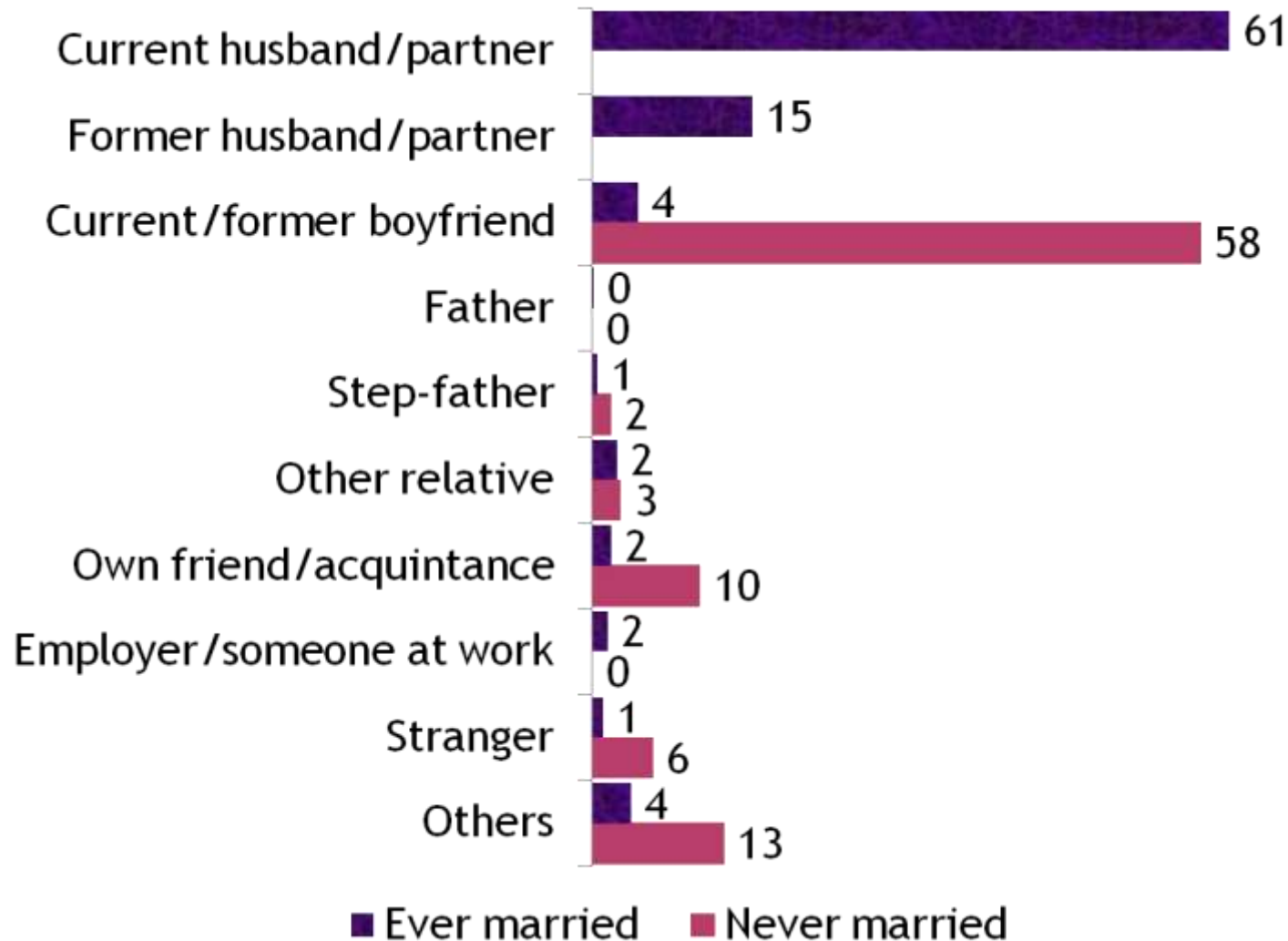
# SEXUAL VIOLENCE

Percentage of women who have experienced sexual violence by education and wealth quintile





# PERPETRATORS OF SEXUAL VIOLENCE



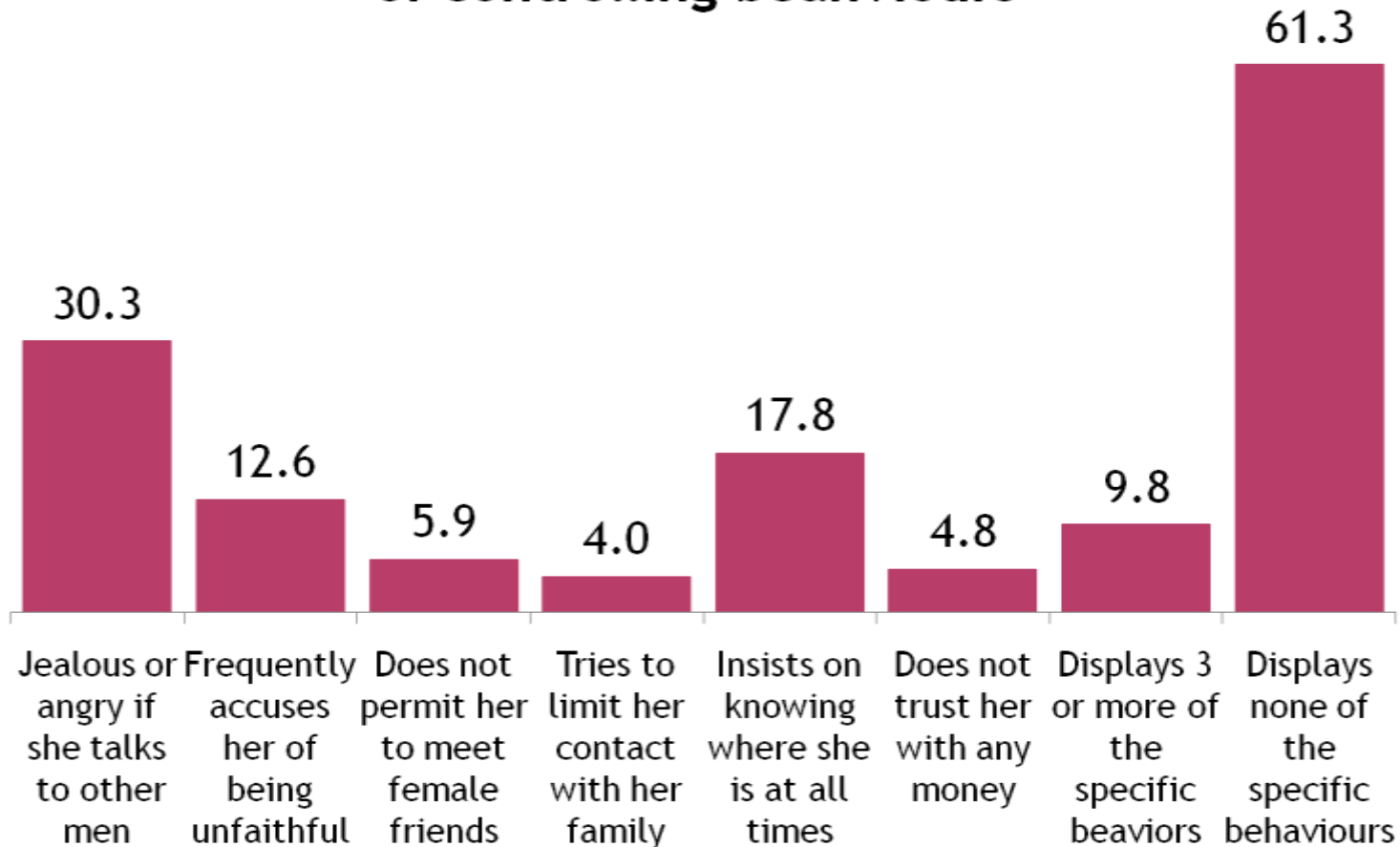
# PHYSICAL OR SEXUAL VIOLENCE

## Experience of Physical or Sexual Violence Since Age 15

- Either physical or sexual - 24 percent
- Physical violence only - 15 percent
- Sexual violence only - 4 percent
- Both physical and sexual - 5 percent

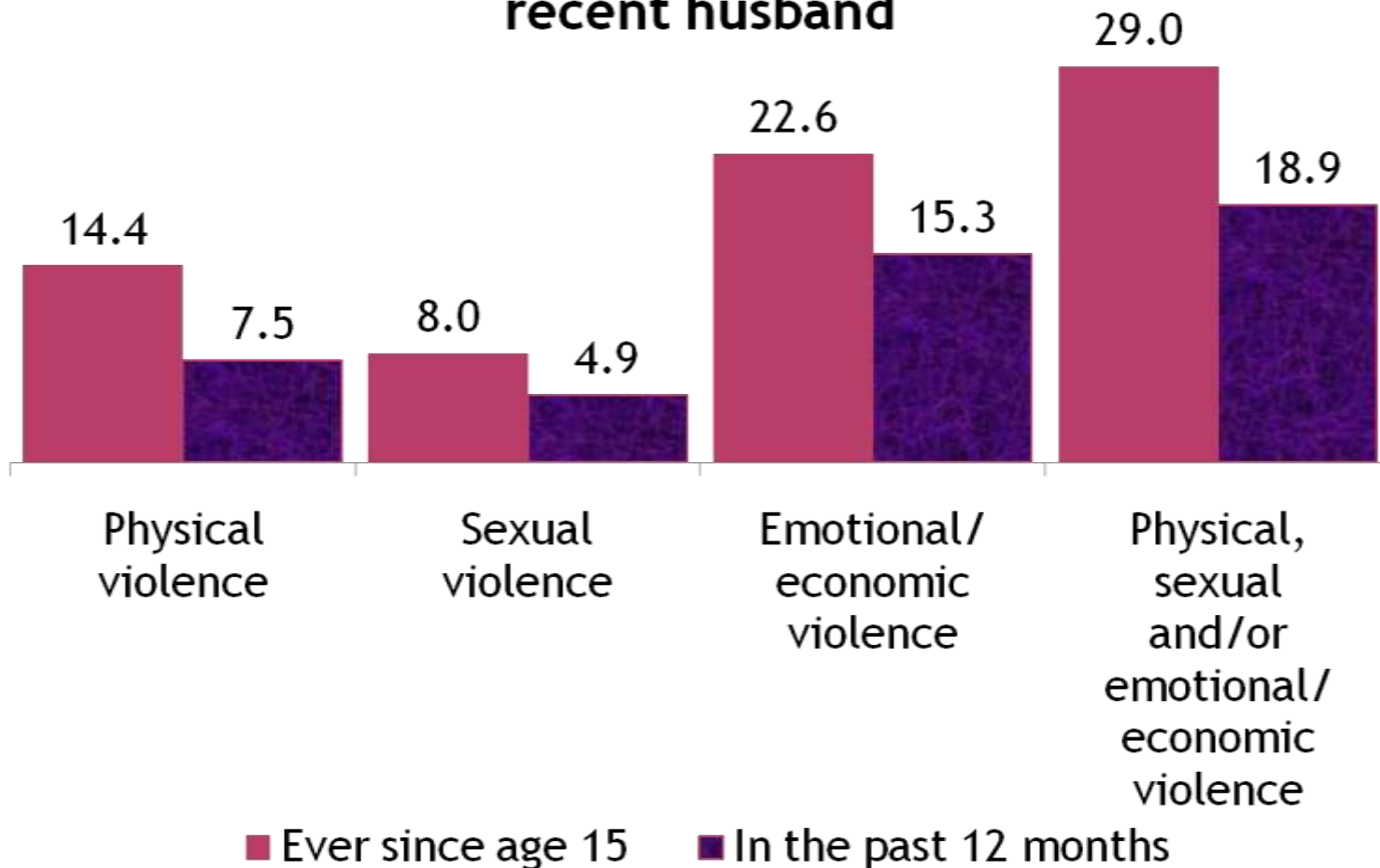
# MEASURES OF MARITAL CONTROL

Percentage of ever-married women whose husbands have ever exhibited specific types of controlling behaviours

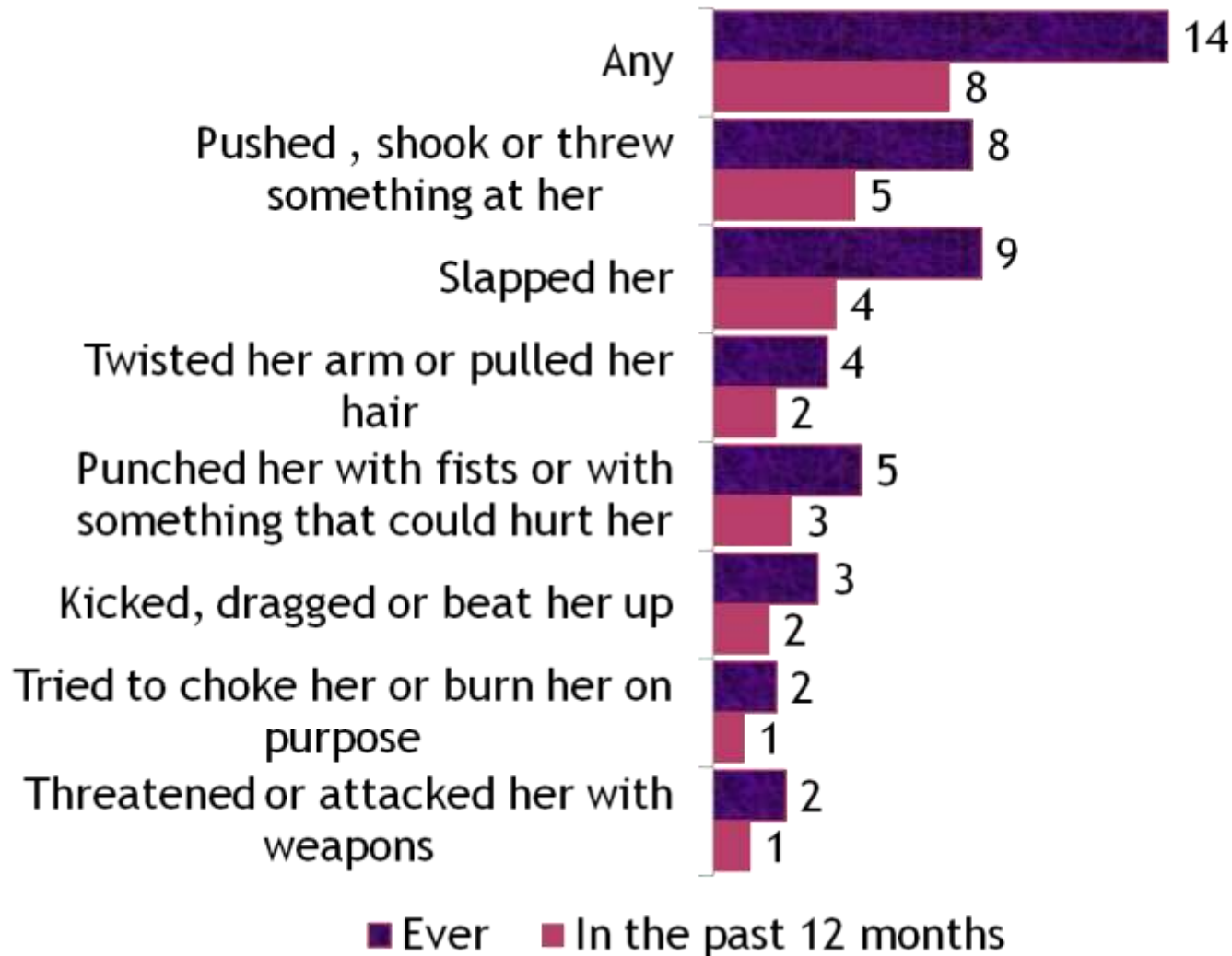


# IPV/SPOUSAL VIOLENCE

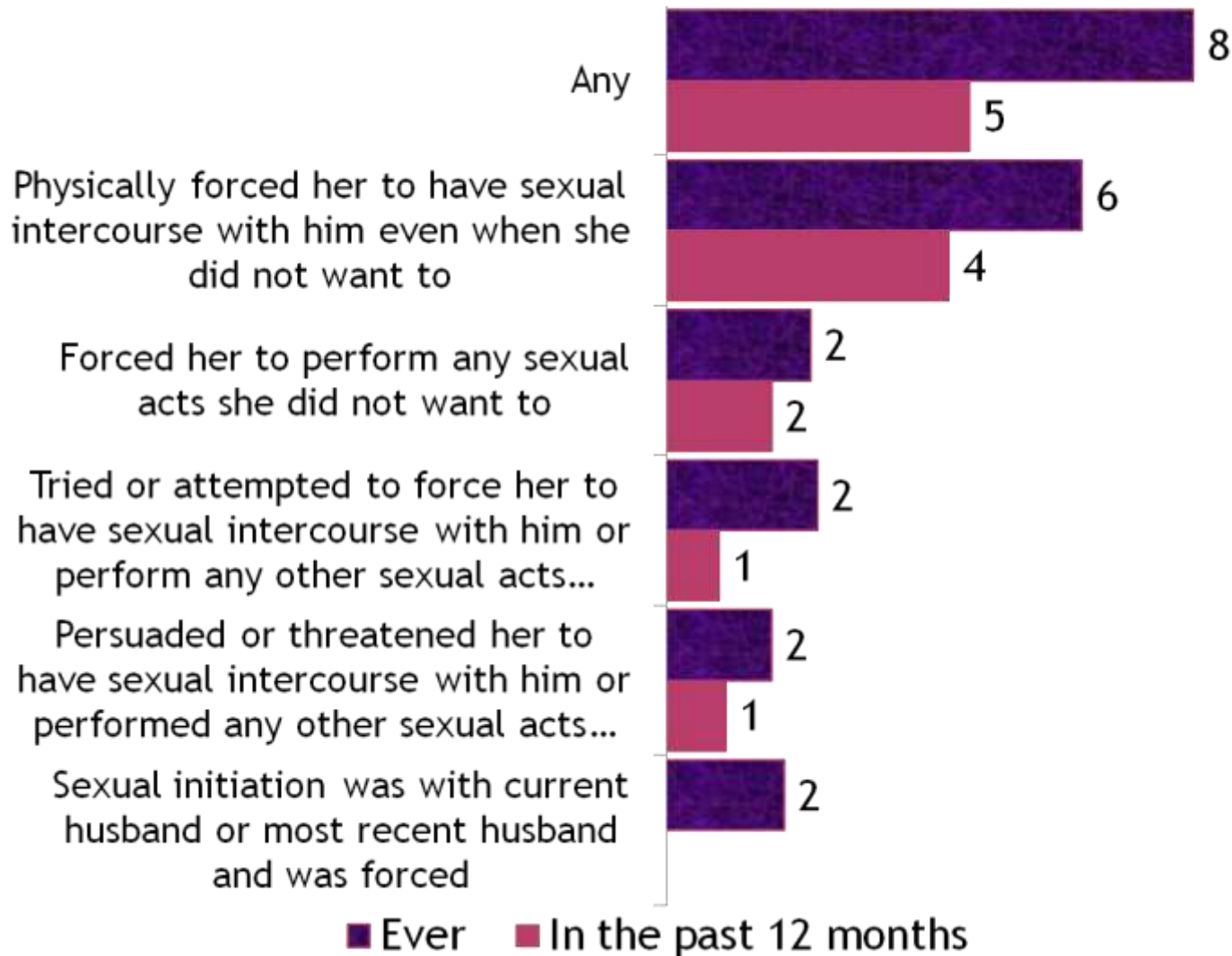
Percentage of women who have experienced violence perpetrated by their current/ most recent husband



# FORMS OF SPOUSAL/IPV PHYSICAL VIOLENCE

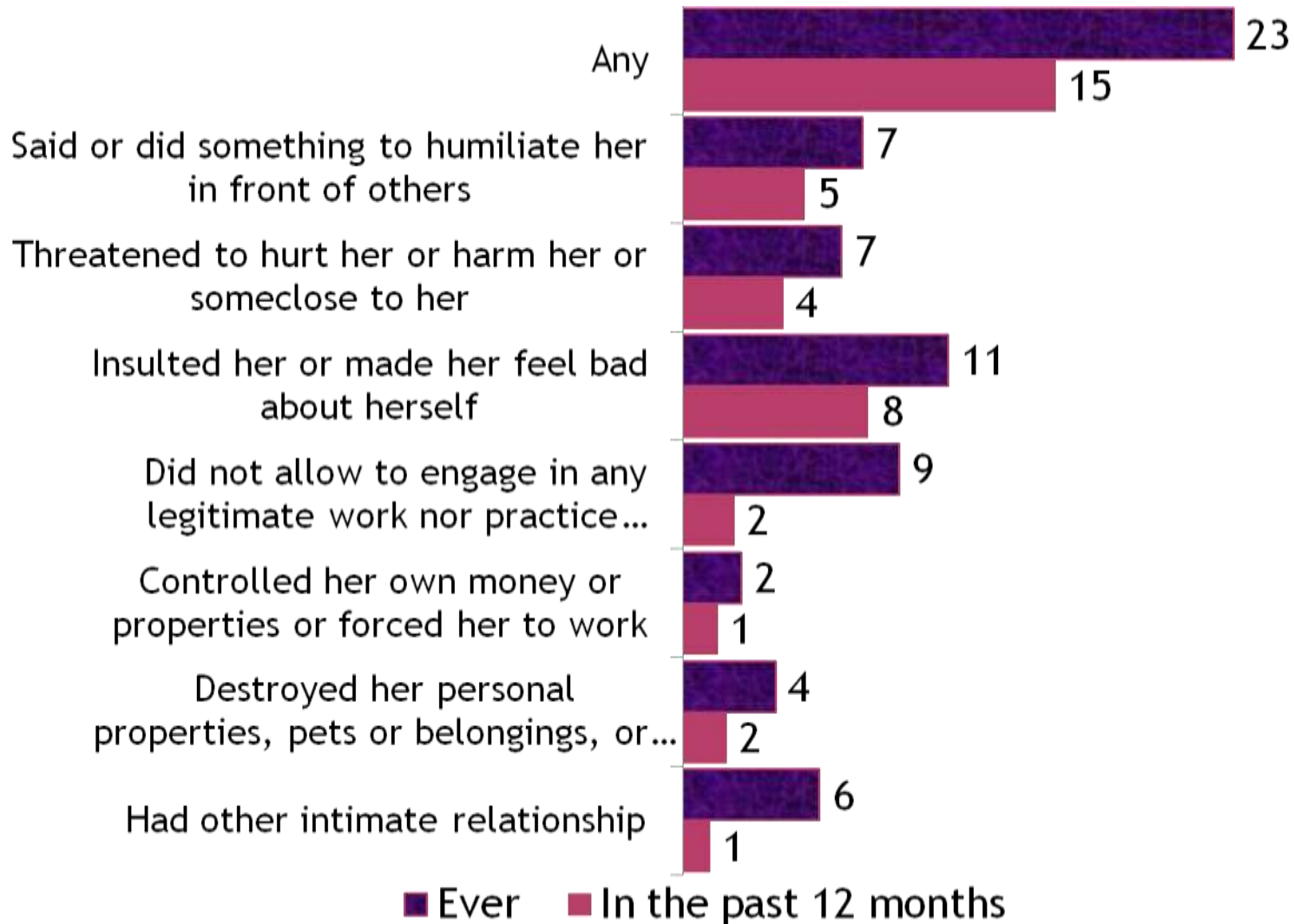


# FORMS OF SPOUSAL/IPV SEXUAL VIOLENCE



# FORMS OF SPOUSAL/IPV

## EMOTIONAL/ ECONOMIC VIOLENCE



# SPOUSAL VIOLENCE/IPV

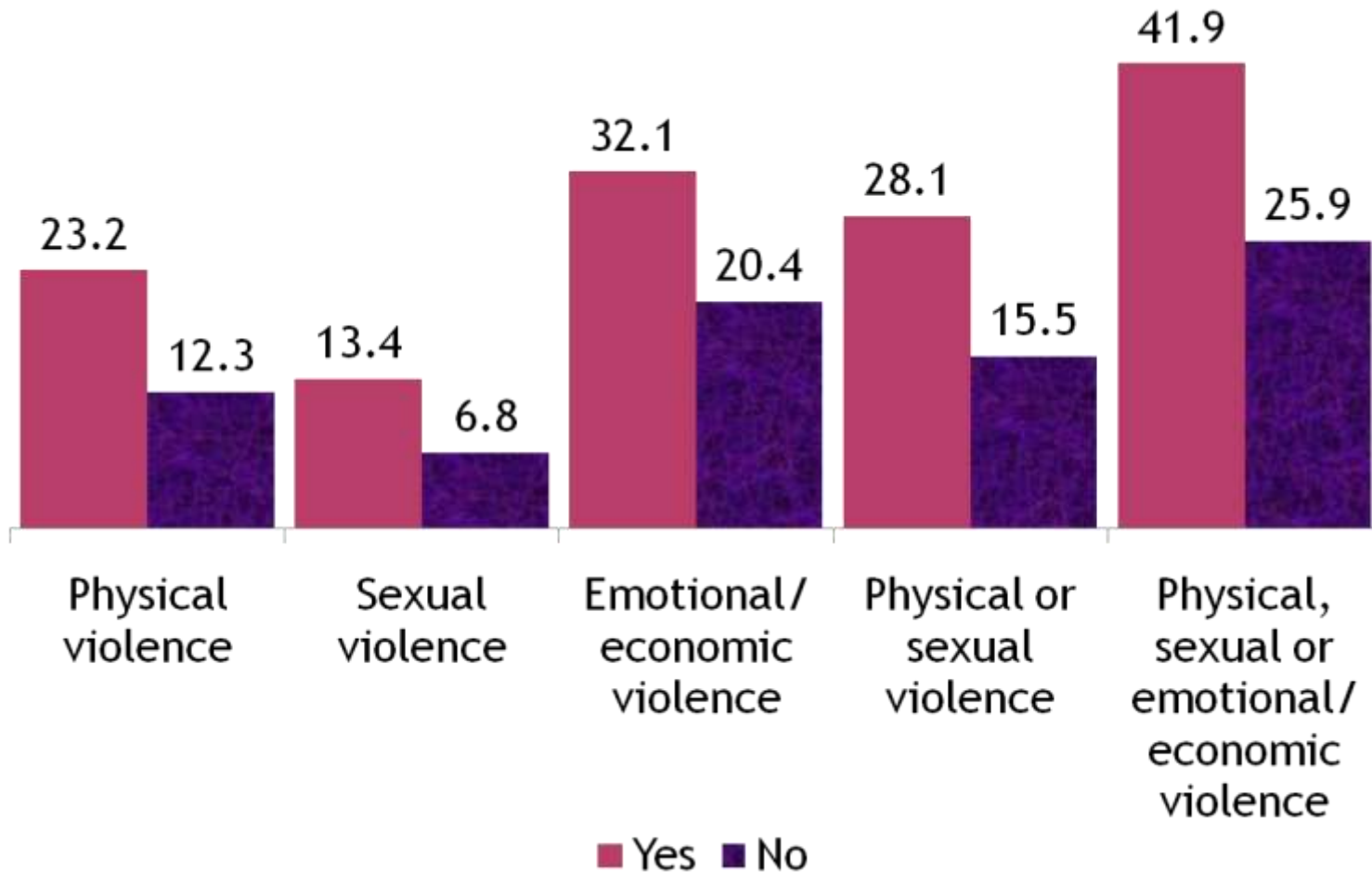
- Patterns in prevalence of spousal violence are similar to those of violence experienced by woman 15-49

Most likely higher:

- Among separated, widowed and divorced
- currently married women who have married more than once



# SPOUSAL VIOLENCE/IPV AND WHETHER RESPONDENT'S FATHER BEAT HER MOTHER

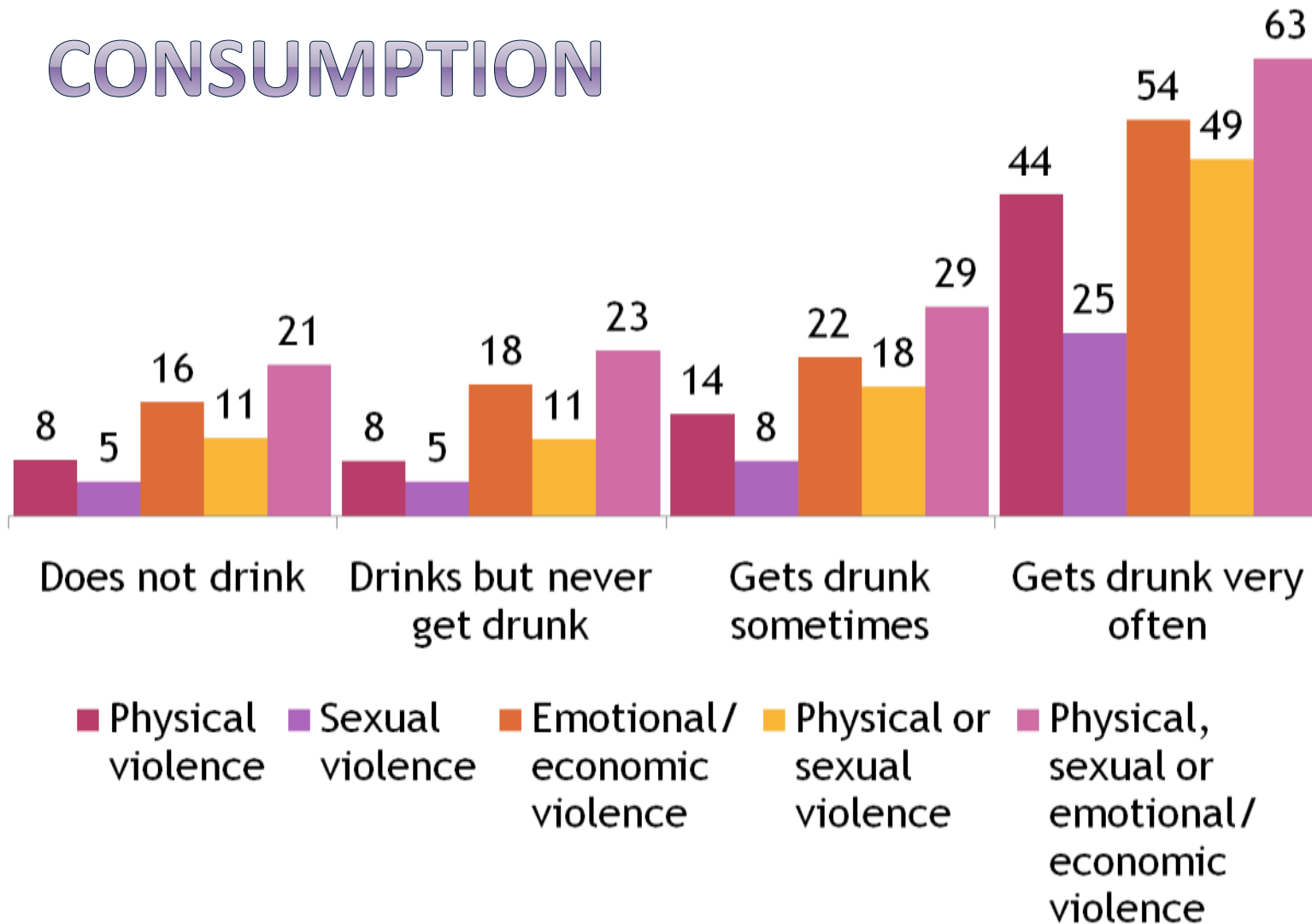


# SPOUSAL VIOLENCE/IPV BY HUSBAND'S CHARACTERISTICS

Spousal Violence tends to decline as  
husband's:

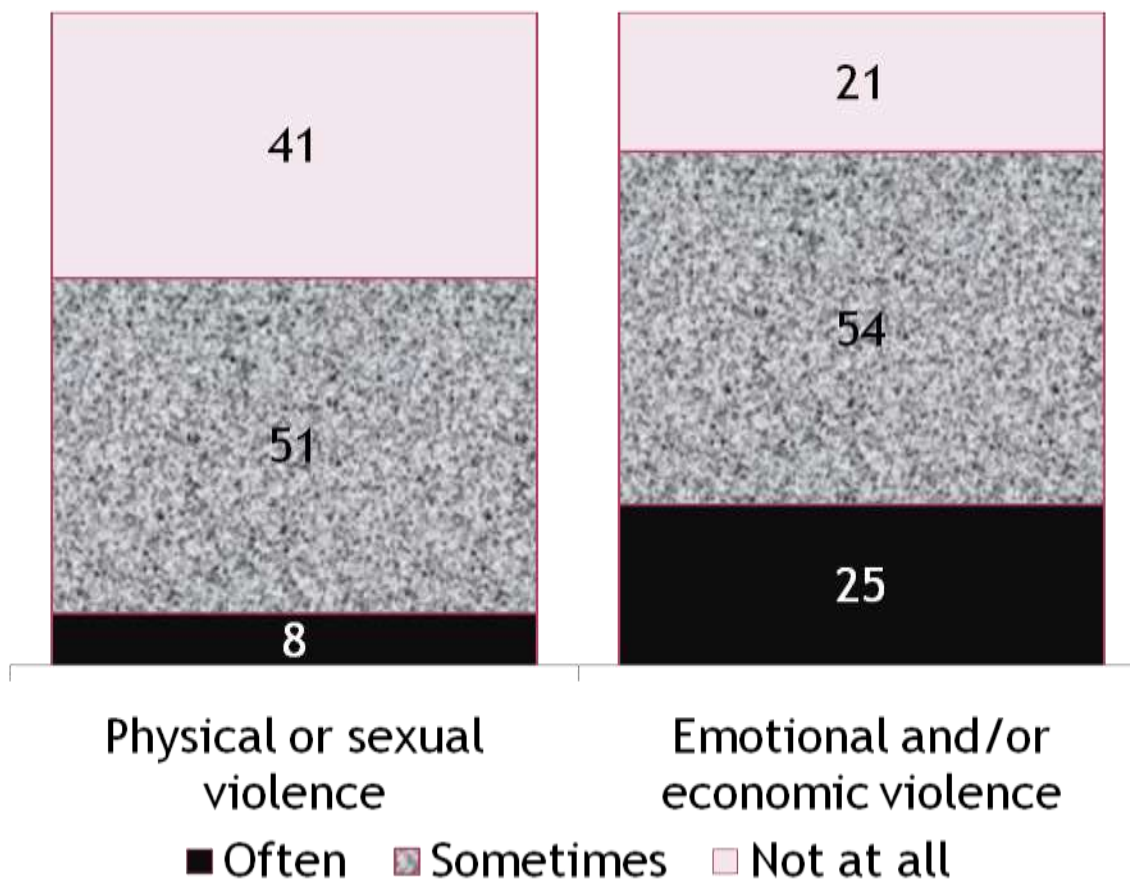
- age increases
- education increases
- wealth quintile increases

# SPOUSAL VIOLENCE/IPV BY HUSBAND'S ALCOHOL CONSUMPTION

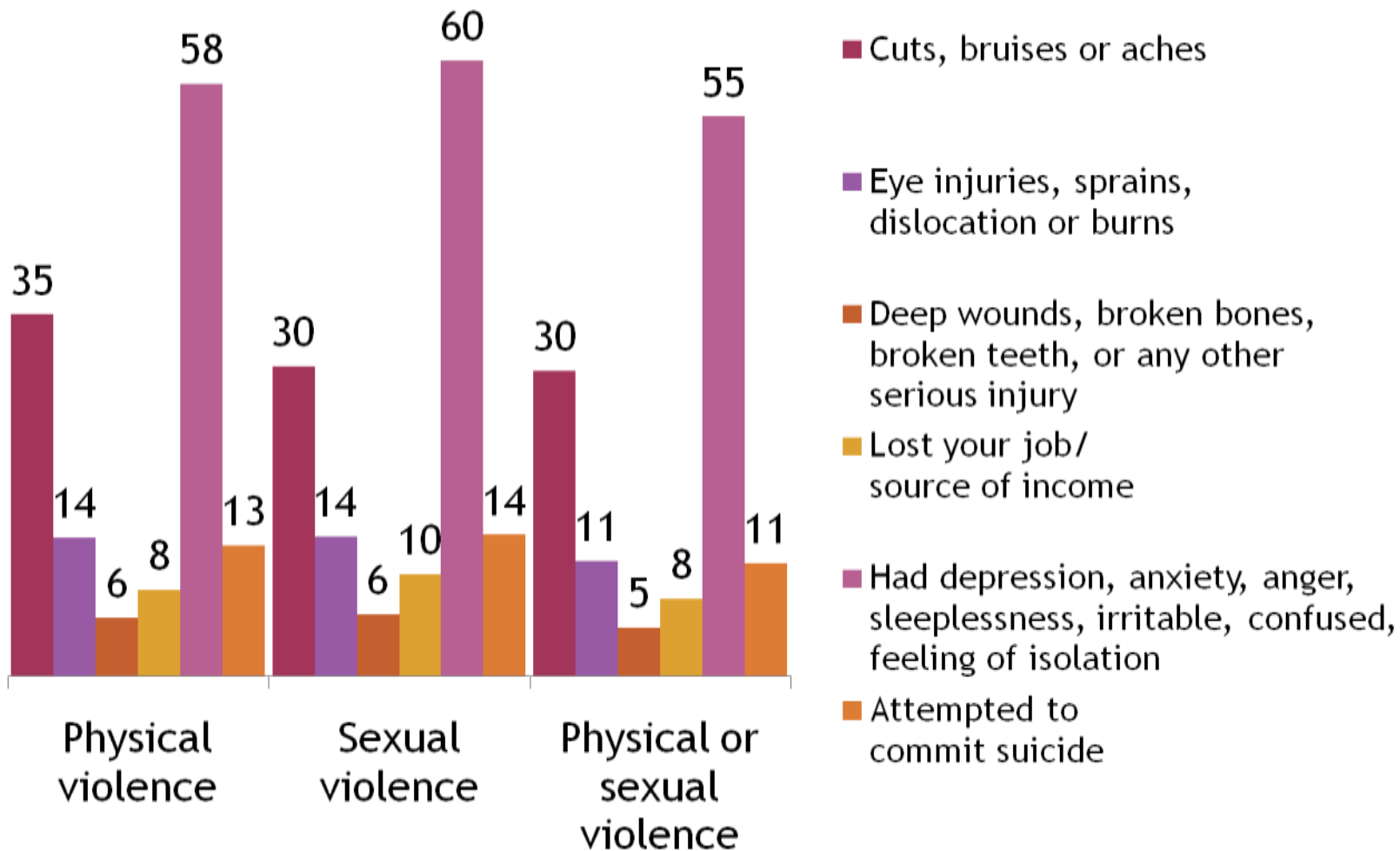


# FREQUENCY OF IPV/SPOUSAL VIOLENCE

Percent distribution of ever-married women age 15-49 who have ever experienced forms of violence, by frequency of violence

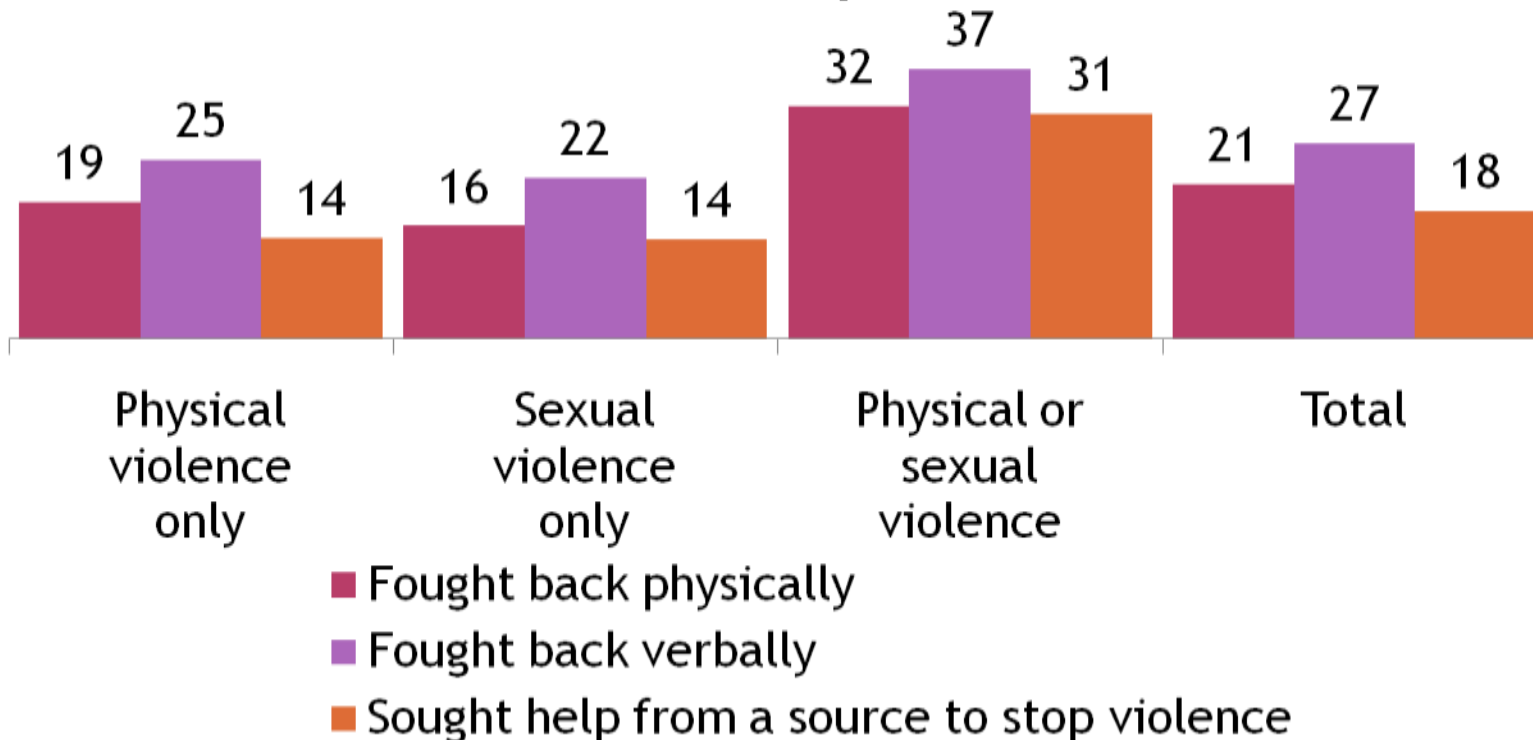


# CONSEQUENCES OF IPV/SPOUSAL VIOLENCE



# HELP SEEKING TO STOP VIOLENCE

Among women age 15-49 who have ever experienced physical or sexual violence, percentage who fought back physically, verbally or sought help from any source to stop violence



# VIOLENCE INITIATED BY WOMEN AGAINST HUSBANDS

Women were asked, “Have you ever hit, slapped, kicked, or done anything else to physically hurt your (last) husband at times when he was not already beating or physically hurting you?”

Yes, ever – 16 percent

Yes, in the last 12 months - 9 percent

# VIOLENCE INITIATED BY WOMEN AGAINST HUSBANDS

