



# **ORGANISED CRIME IN AFRICA**

Lucie Konečná

GLCb2026 Africas Contemporary Security

Challenges

13/3/2024

# Organised Crime - Definition

- „Organised crime consists of those serious **criminal** offenses committed by a criminal organization, which is based on a **structured** association of **more than two** persons acting in concert over a **prolonged period** of time in pursuit of both their criminal objectives and **profits**.“ Gastrow
- „Organised Crime is defined as planned and co-ordinated **criminal** behaviour and conduct by **people** working together on a **continuing basis**.“ GoV UK
- UN Convention Against Transnational Organized Crime (Palermo Convention) defines OCG:
  - „Organized criminal group’ shall mean a **structured group** of **three or more** persons, existing for a **period of time** and acting in concert with the aim of committing one or more **serious crimes** or offences established in accordance with this Convention, in order to obtain, directly or indirectly, a financial or other **material benefit**.“
  - UNODC
- SARPCCO defining characters:
  - It is committed by two or more perpetrators, who are aware of each other’s existence and general role, and who are acting in concert
  - It is serious
  - It is committed repeatedly
  - The crimes are motivated by the pursuit of material and financial gain

# SARPCCO (Active in SADC – Southern African Development Corporation)



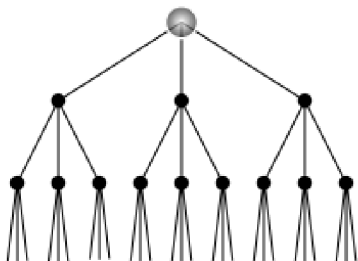
# Organised Crime - Definition

- OCG defining characters according to Šmíd:
  - a) hierarchical structure/organisation
  - b) business continuity
  - c) corruption
  - d) violence
  - e) illegal activity
  - f) penetrating economic markets
  - g) membership exclusivity
  - h) non-ideological
- Mafia - type of OCG, is an informal term that is used to describe criminal organizations that bear a strong similarity to the original “Mafia”, the Sicilian Mafia and Italian Mafia, political dimension.
- Gang - territorial character, less sophisticated methods and activities.
- Syndicate - illegal businesses on a larger, also international scale.

# Typology of Organized Crime Groups

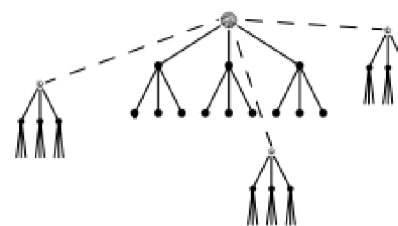
- **UNODC defining features:** structure, size, activities, level of transborder operations, identity, level of violence, use of corruption, political influence, penetration into the legitimate economy and level of cooperation with other organizations.

## ■ A) Standard Hierarchy



- Single leader
- Clearly defined hierarchy
- Strong systems of internal discipline
- Known by a specific name
- Often strong social or ethnic identity
- Violence essential to activities
- Often have clear influence or control over defined territory

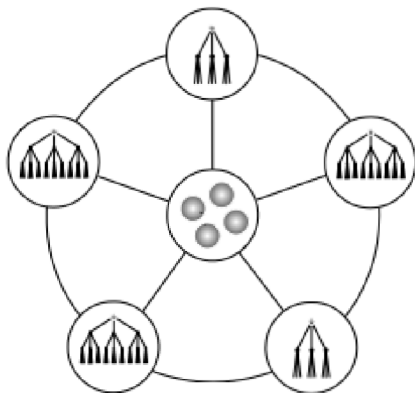
## B) Regional hierarchy



- Single leadership structure
- Line of command from centre
- Degree of autonomy at regional level
- Geographic/regional distribution
- Multiple activities
- Often strong social or ethnic identity
- Violence essential to activities

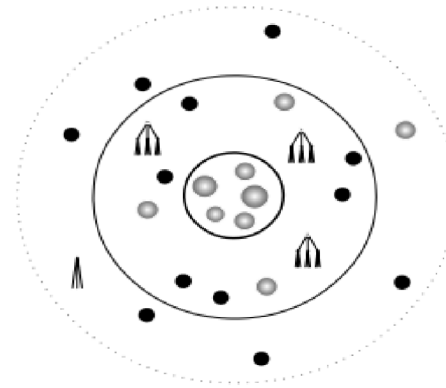
# Typology of Organized Crime Groups

## ■ C) Clustered Hierarchy



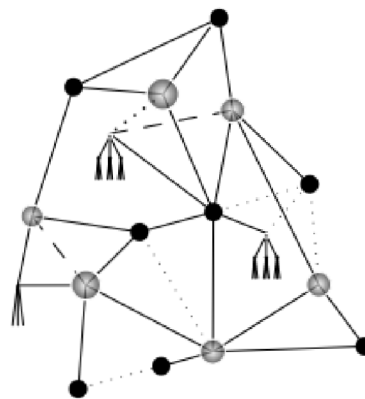
- Consists of a number of criminal groups
- Governing arrangement for the groups present
- Cluster has stronger identity than constituent groups
- Degree of autonomy for constituent groups
- Formation strongly linked to social/historical context
- Relatively rare

## D) Core group



- Core group surrounded by a loose network
- Limited number of individuals
- Tightly organized flat structure
- Small size maintains internal discipline
- Seldom has social or ethnic identity
- Only in a limited number of cases known by a specific name

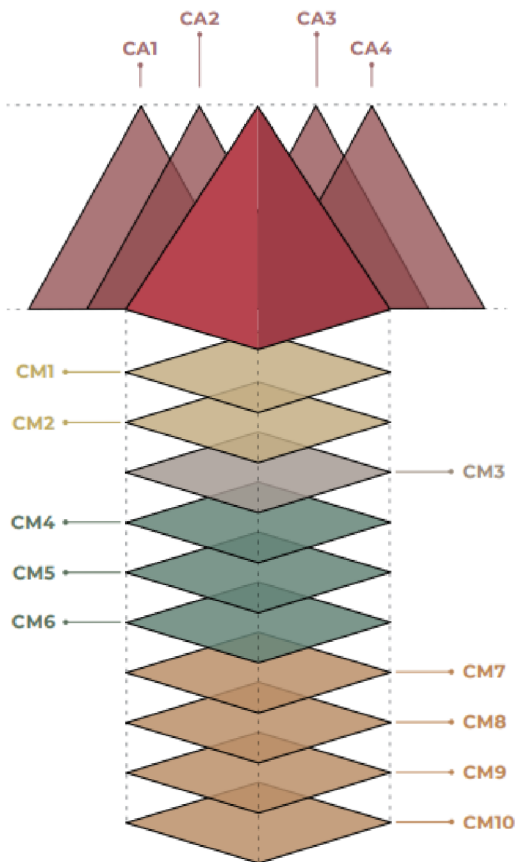
## ■ E) Criminal network



- Defined by activities of key individuals
- Prominence in network determined by contacts/skills
- Personal loyalties/ties more important than social/ethnic identities
- Network connections endure, coalescing around series of criminal projects
- Low public profile – seldom known by any name
- Network reforms after exit of key individuals

# Global Organized Crime Index – Measurement and Typology

FIGURE 1.1  
Criminality indicators



## Criminal Actors

- ▲ CA1. Mafia-style groups
- ▲ CA2. Criminal networks
- ▲ CA3. State-embedded actors
- ▲ CA4. Foreign actors

## Criminal Markets

- ◆ CM1. Human trafficking
- ◆ CM2. Human smuggling
- ◆ CM3. Arms trafficking
- ◆ CM4. Flora crimes
- ◆ CM5. Fauna crimes
- ◆ CM6. Non-renewable resource crimes
- ◆ CM7. Heroin trade
- ◆ CM8. Cocaine trade
- ◆ CM9. Cannabis trade
- ◆ CM10. Synthetic drug trade

## Scoring thresholds – criminality

1	2	3	4	5	6	7	8	9	10
NON-EXISTENT TO LITTLE INFLUENCE			MODERATE INFLUENCE		SIGNIFICANT INFLUENCE		SEVERE INFLUENCE		

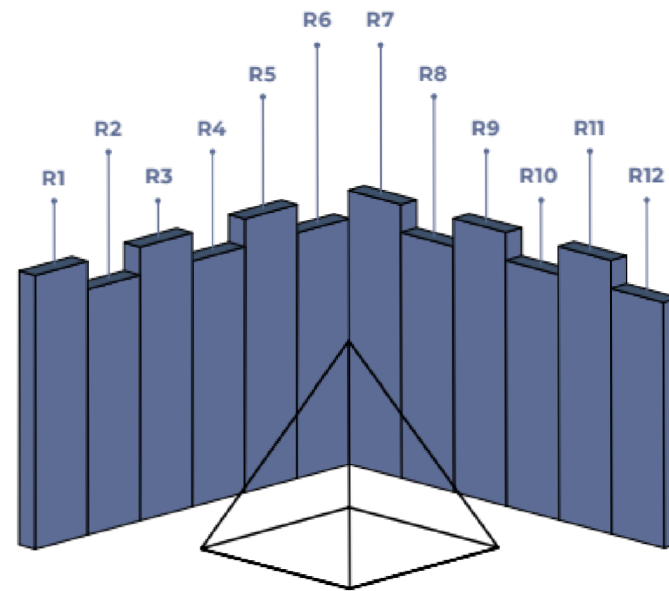
## Criminal markets

- ◆ CM1. Human trafficking
- ◆ CM2. Human smuggling
- ◆ CM3. Extortion and protection racketeering
- ◆ CM4. Arms trafficking
- ◆ CM5. Trade in counterfeit goods
- ◆ CM6. Illicit trade in excisable goods
- ◆ CM7. Flora crimes
- ◆ CM8. Fauna crimes
- ◆ CM9. Non-renewable resource crimes
- ◆ CM10. Heroin trade
- ◆ CM11. Cocaine trade
- ◆ CM12. Cannabis trade
- ◆ CM13. Synthetic drug trade
- ◆ CM14. Cyber-dependent crimes
- ◆ CM15. Financial crimes

# Global Organized Crime Index – Measurement and Typology

## Resilience indicators

- **R1.** Political leadership and governance
- **R2.** Government transparency and accountability
- **R3.** International cooperation
- **R4.** National policies and laws
- **R5.** Judicial system and detention
- **R6.** Law enforcement
- **R7.** Territorial integrity
- **R8.** Anti-money laundering
- **R9.** Economic regulatory capacity
- **R10.** Victim and witness support
- **R11.** Prevention
- **R12.** Non-state actors



## Scoring thresholds - resilience

1	2	3	4	5	6	7	8	9	10
NON-EXISTENT OR EXTREMELY INEFFECTIVE			MODERATELY EFFECTIVE		SUFFICIENTLY EFFECTIVE		HIGHLY EFFECTIVE		



# Global Organized Crime Index - Africa

Vulnerability classifications map

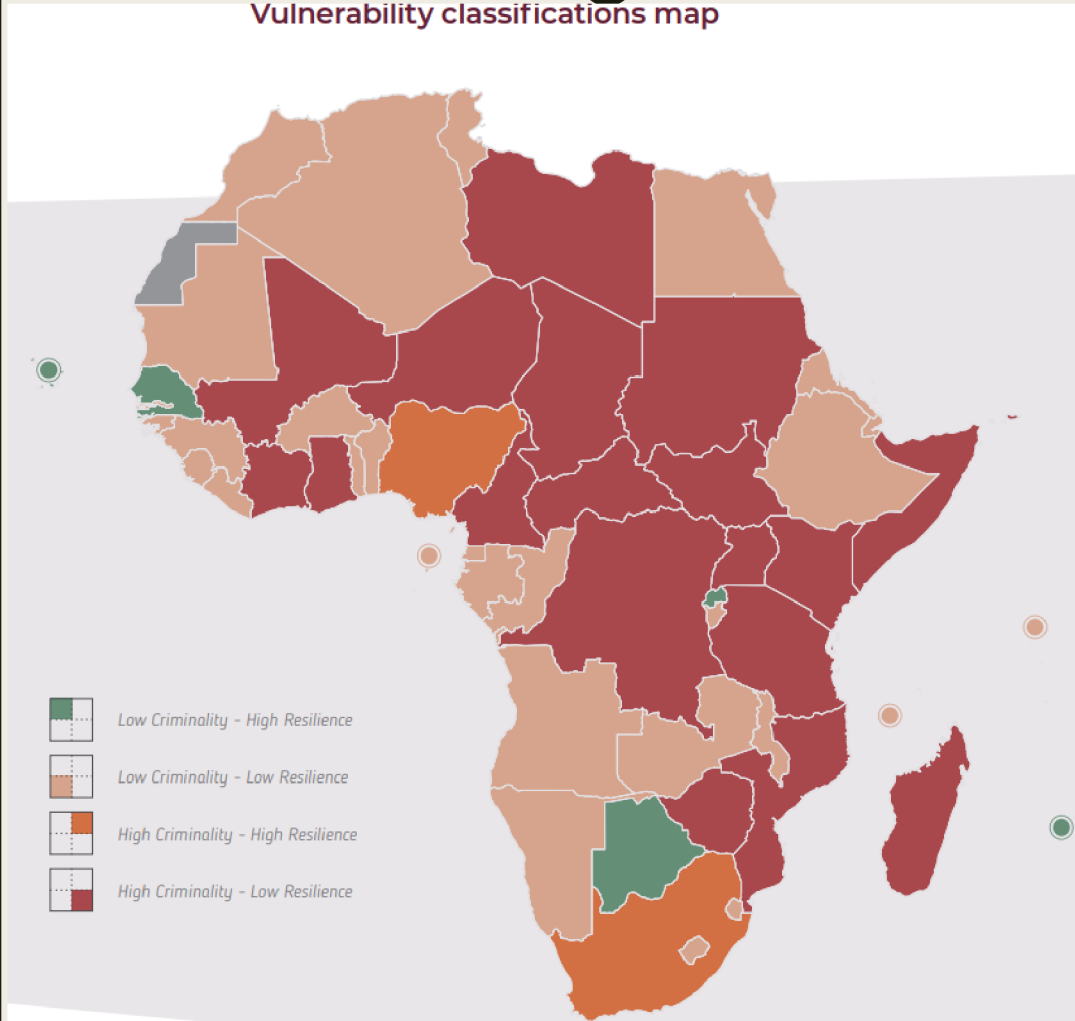


FIGURE 5.2

Vulnerability classifications map

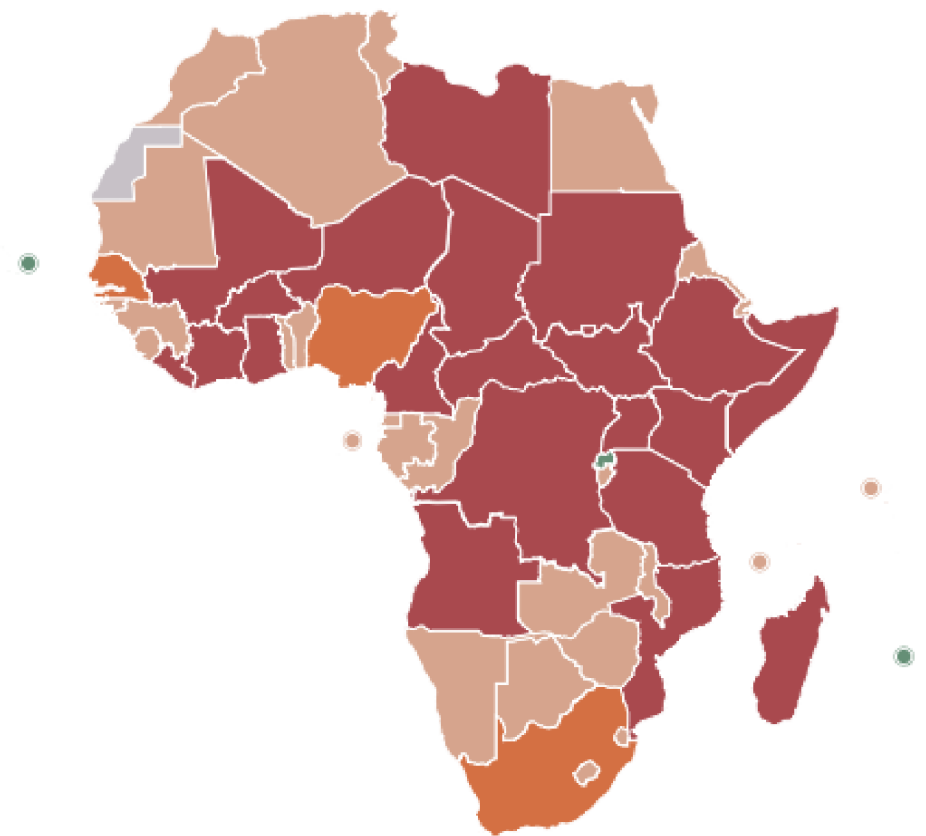


FIGURE 3.1

Criminality in Africa, 2023

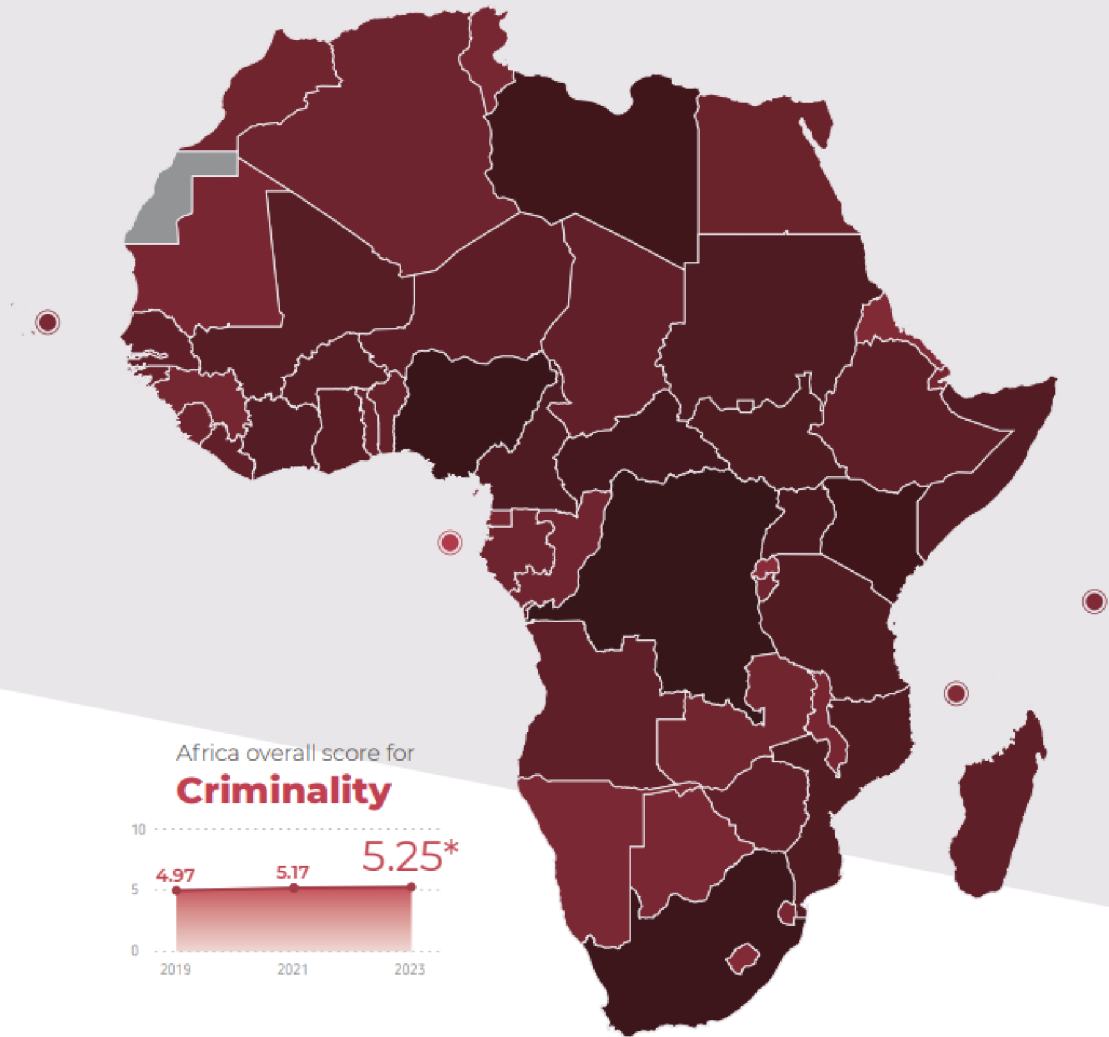
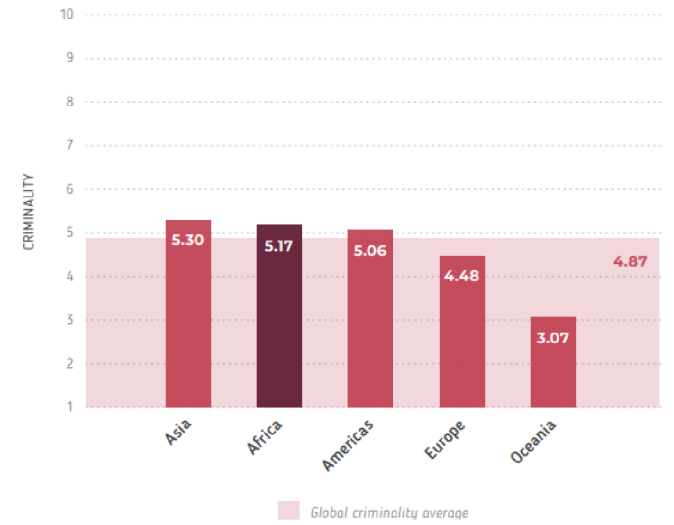


FIGURE 2.4

Criminality by continent



REGION

CRIMINALITY

ASIA	5.47 +0.18
AFRICA	5.25 +0.08
AMERICAS	5.20 +0.13
EUROPE	4.74 +0.26
OCEANIA	3.23 +0.16
<b>GLOBAL AVERAGE</b>	<b>5.03 +0.16</b>

COUNTRY	2023	2021-23 SCORE CHANGE
1. CONGO, DEM. REP	7.35	-0.40
2. NIGERIA	7.28	+0.13
3. SOUTH AFRICA	7.18	+0.56
4. KENYA	7.02	+0.07
5. LIBYA	6.93	+0.38
6. CENTRAL AFRICAN REPUBLIC	6.75	-0.29
7. UGANDA	6.55	+0.41
8. SUDAN	6.37	-0.10
9. SOUTH SUDAN	6.32	-0.02
10. CAMEROON	6.27	-0.05
11. MOZAMBIQUE	6.20	-0.33
11. TANZANIA	6.20	+0.05
13. SOMALIA	6.13	+0.35
14. CÔTE D'IVOIRE	6.02	-0.13
15. MALI	5.93	+0.05
16. BURKINA FASO	5.92	+0.43
17. GHANA	5.80	-0.21
18. NIGER	5.70	-0.31
19. ETHIOPIA	5.68	+0.90
20. ANGOLA	5.58	+0.30
20. MADAGASCAR	5.58	0.00
22. SENEGAL	5.52	+0.70
23. CHAD	5.50	-0.36
23. LIBERIA	5.50	+0.45
25. ZIMBABWE	5.47	-0.20
26. BENIN	5.32	+0.07
27. TOGO	5.23	-0.09

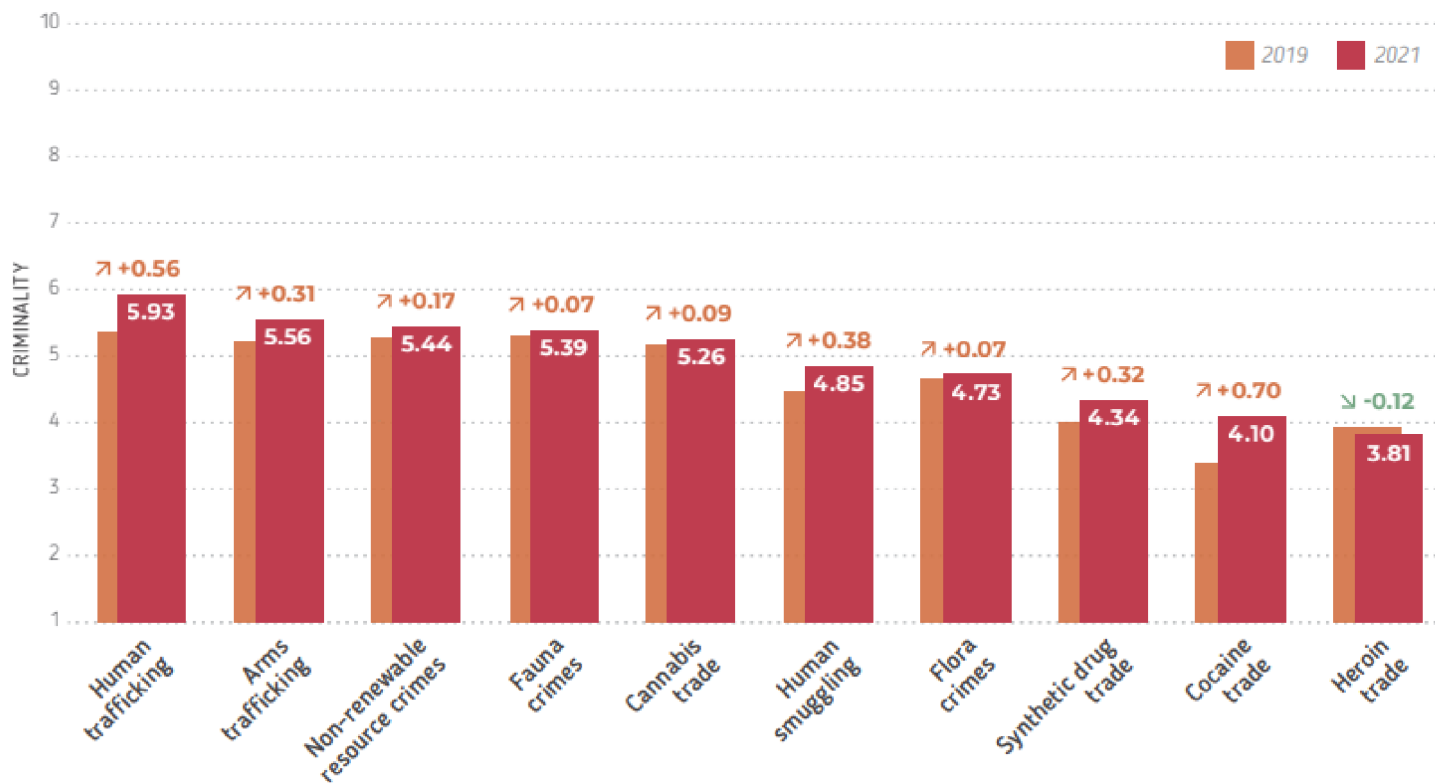
COUNTRY	2023	2021-23 SCORE CHANGE
28. GUINEA-BISSAU	5.10	-0.35
29. EGYPT	5.05	-0.11
30. SIERRA LEONE	4.95	-0.45
31. ALGERIA	4.88	+0.37
32. BURUNDI	4.87	+0.35
33. GABON	4.85	-0.05
34. MOROCCO	4.80	+0.01
35. CONGO, REP	4.78	-0.24
36. ZAMBIA	4.73	-0.19
37. DJIBOUTI	4.65	+0.66
38. GUINEA	4.58	-0.62
39. GAMBIA	4.53	-0.29
40. MALAWI	4.48	+0.66
41. TUNISIA	4.45	+0.66
42. EQUATORIAL GUINEA	4.38	+0.27
42. ESWATINI	4.38	+0.76
44. MAURITANIA	4.38	+0.01
45. MAURITIUS	4.37	-0.15
46. BOTSWANA	4.35	+0.64
47. NAMIBIA	4.30	-0.03
48. CABO VERDE	4.28	+0.25
49. ERITREA	3.97	-0.37
50. LESOTHO	3.92	+0.02
51. COMOROS	3.92	+0.05
52. SEYCHELLES	3.90	+0.23
53. RWANDA	3.60	-0.07
54. SÃO TOMÉ AND PRÍNCIPE	1.70	-0.08

# Global Organized Crime Index - Africa

COUNTRY	SCORE
1. MYANMAR	8.15 +0.56
2. COLOMBIA	7.75 +0.09
3. MEXICO	7.57 +0.01
4. PARAGUAY	7.52 +0.82
5. CONGO, DEM. REP	7.35 -0.40
6. NIGERIA	7.28 +0.13
7. SOUTH AFRICA	7.18 +0.56
8. IRAQ	7.13 +0.08
9. AFGHANISTAN	7.10 +0.02
9. LEBANON	7.10 +0.34

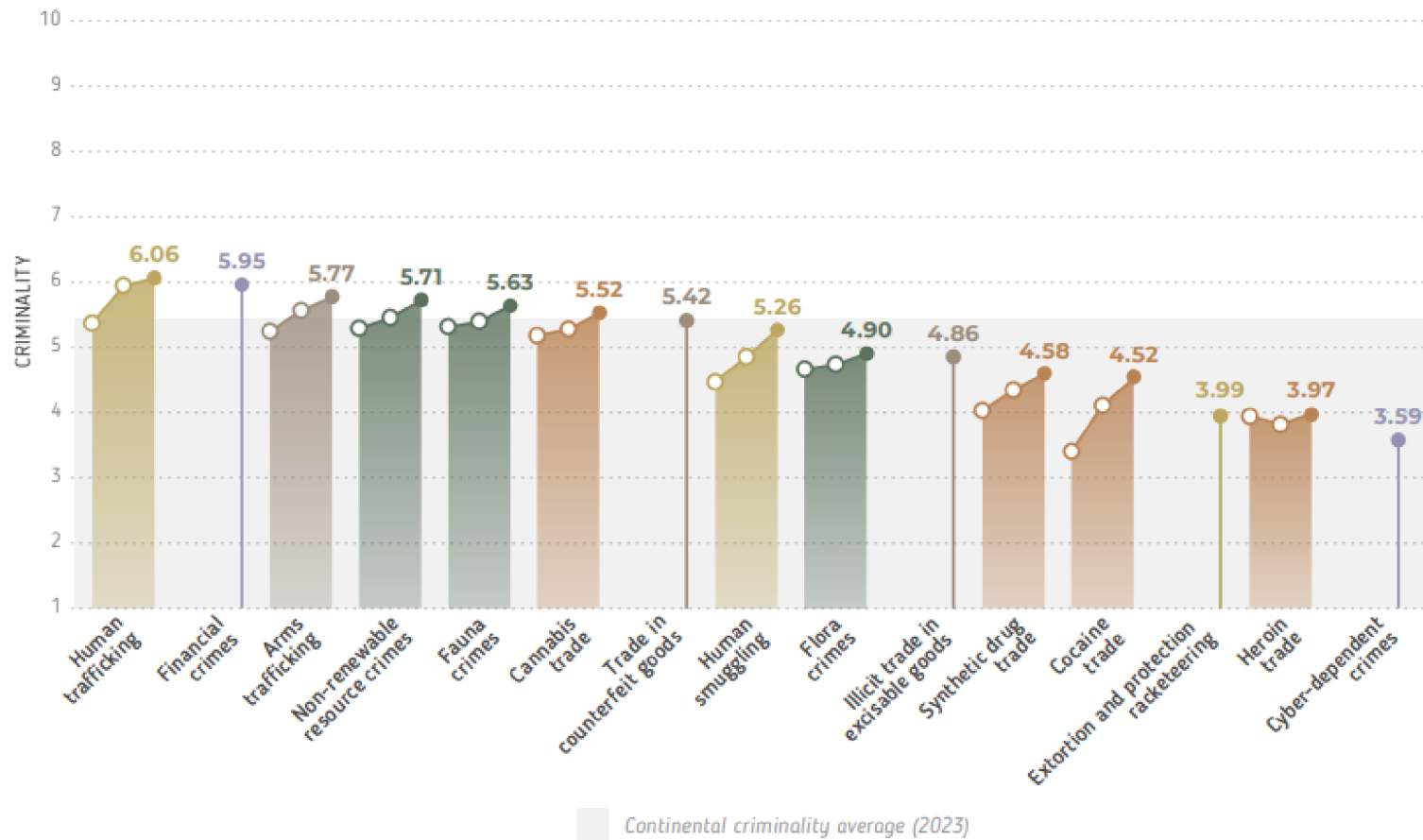
# Global Organized Crime Index - Africa

FIGURE 2.3  
Criminal markets, continental averages 2019–2021



# Global Organized Crime Index - Africa

FIGURE 3.2  
Criminal market trends (2019–2023)



# Factors Influencing the Occurrence of OC in Africa

- Income inequality
- Youthful population
- Rapid rates of urbanization
- Poorly-resourced criminal justice systems
- Proliferation of firearms
- Conflict fuels crime, crime feeds conflict

Figure 4: Number of police officers per 100,000 citizens

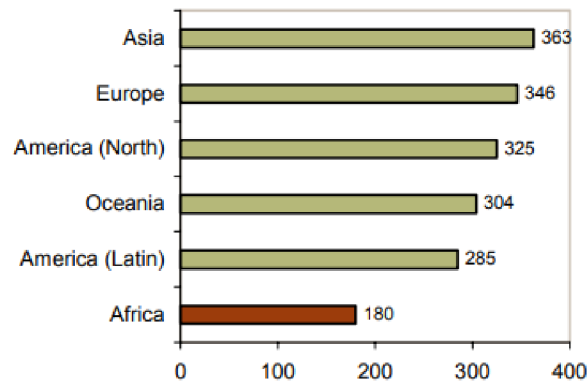


Figure 6: Number of judges per 100,000 population

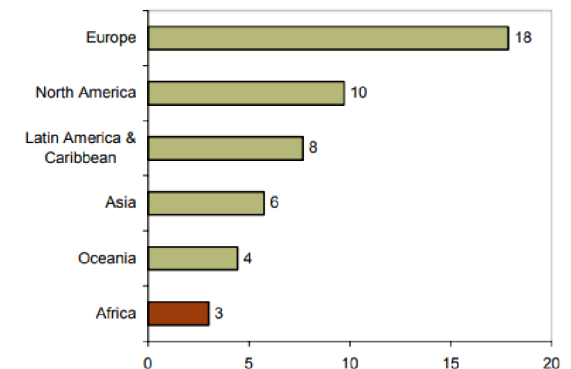
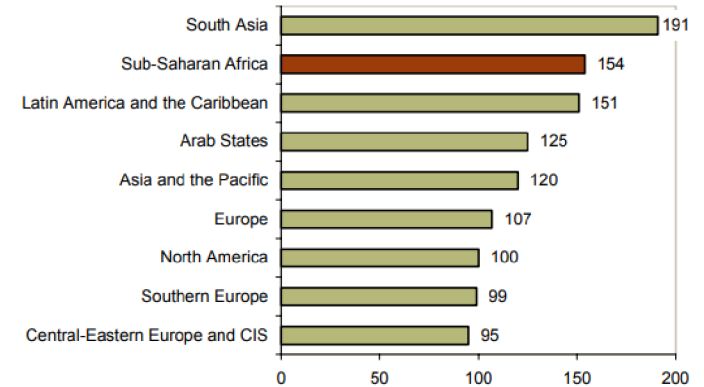
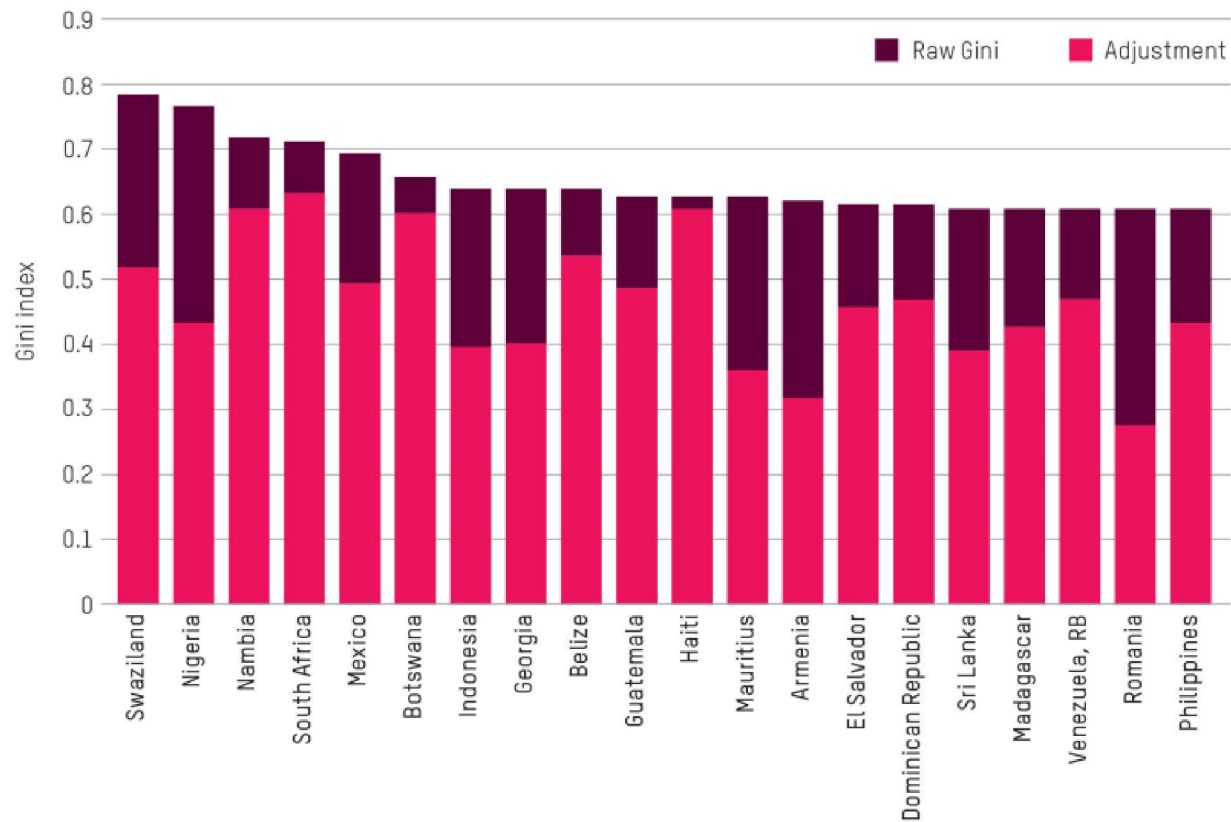


Figure 8: Prisons overcrowding: ratio of prisoners to prison berths



# Factors Influencing the Occurrence of OC in Africa

Figure 2: The 20 most unequal countries, using raw and adjusted Gini measurements<sup>25</sup>



# Corruption

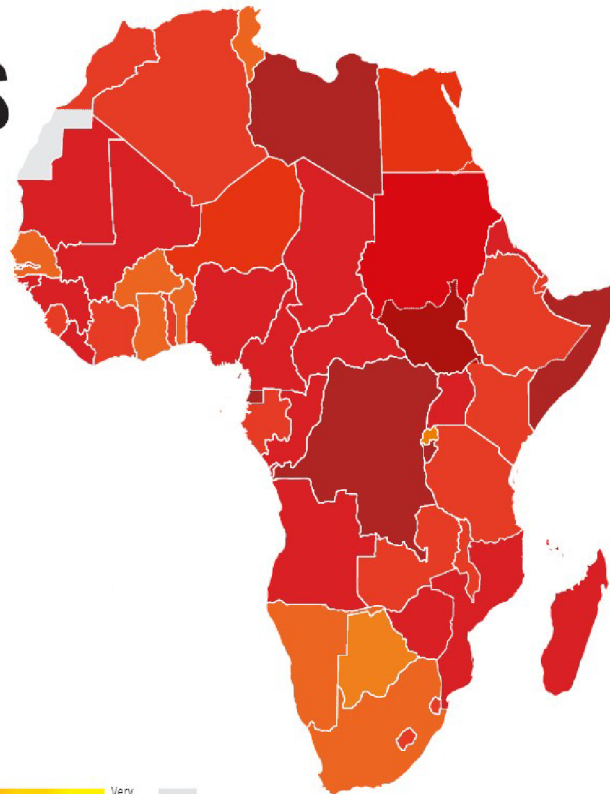


## CORRUPTION PERCEPTIONS INDEX 2021

AFRICAN UNION

**33**/100

AVERAGE SCORE

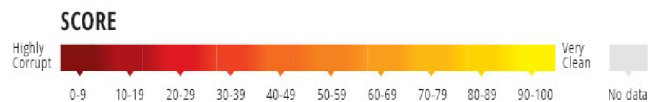


SCORE COUNTRY/TERRITORY

70	Seychelles
58	Cabo Verde
55	Botswana
54	Mauritius
53	Rwanda
49	Namibia
45	Sao Tome and Principe
44	South Africa
44	Tunisia
43	Ghana
43	Senegal
42	Benin
42	Burkina Faso
39	Ethiopia
39	Morocco
39	Tanzania
38	Lesotho
37	Gambia

36	Cote d'Ivoire
35	Malawi
34	Sierra Leone
33	Egypt
33	Zambia
33	Algeria
32	Eswatini
31	Gabon
31	Niger
30	Djibouti
30	Togo
30	Kenya
29	Angola
29	Liberia
29	Mali
28	Mauritania
27	Cameroon
27	Uganda
26	Madagascar
26	Mozambique

25	Guinea
24	Nigeria
24	Central African Republic
23	Zimbabwe
22	Eritrea
21	Congo
21	Guinea Bissau
20	Chad
20	Comoros
20	Sudan
19	Burundi
19	Democratic Republic of the Congo
17	Equatorial Guinea
17	Libya
13	Somalia
11	South Sudan



#cpi2021

[www.transparency.org/cpi](http://www.transparency.org/cpi)

This work from Transparency International (2021) is licensed under CC BY-ND 4.0



# Typology of OC in Africa

- A) Drug trafficking to drug abuse
- B) Trafficking in human beings
- C) Arms smuggling (Government stockpiles, Homemade or craft production and Lost or stolen weapons).
- D) Smuggling and illegal importation of goods and counterfeit commodities
- E) Resource smuggling, wildlife poaching, and environmental crime
- F) Money laundering

**Table 1: Price differences of cigarettes in selected countries in Southern Africa**

Country	Average price (in US\$) of a pack of cigarettes	% of price in South Africa
South Africa (also Swaziland, Botswana and Lesotho)	2.45	n/a
Mozambique	0.45	18
Zimbabwe	0.41	17
Angola	0.47	19
Zambia	0.87	36
Malawi	0.72	29

*Source: British American Tobacco*

# Case Study - Nigeria

- Nigerian criminal gangs rose to prominence in the 1980s.
- Nigerian criminal organizations and networks are unique in both their ubiquity and the diverse nature of their activities.
- Factors influencing the rise of OC in Nigeria: weak institutions/bad leadership, weak civil society, multiple tribal groups and power centers, high levels of corruption, endemic poverty, weak correctional agencies and lack of synergy and prebendalism.
- Nigeria is “the only nation on earth among the top ten oil producing countries classified as poor.”
- Highly fluid in personnel and in methods of operation” ranging “from independent entrepreneurs to highly organized syndicates.
- Area Boys (Agberos), Confraternities - Neo Black Movement a.k.a. Black Axe, Supreme Vikings Confraternity and De Norsemen Kclub of Nigeria.
- <https://www.youtube.com/watch?v=suTJJgtlPSs>
- <https://www.youtube.com/watch?v=ViTQ7N7iUQ0>

Thank you for your  
attention