

DATOVÁ ŽURNALISTIKA:


OD CHOLERY PO COVID

80.tis

80.tis

80.tis

HISTORIE



80. tiş

80. tiş

HISTORIE

PROCES

80.tiș

80.tiș

HISTORIE

PROCES

ŽÁNRY

80. tis

80. tis




MÁŠ NA MÍŇ!

80.tis

80.tis

80.tis

HISTORIE

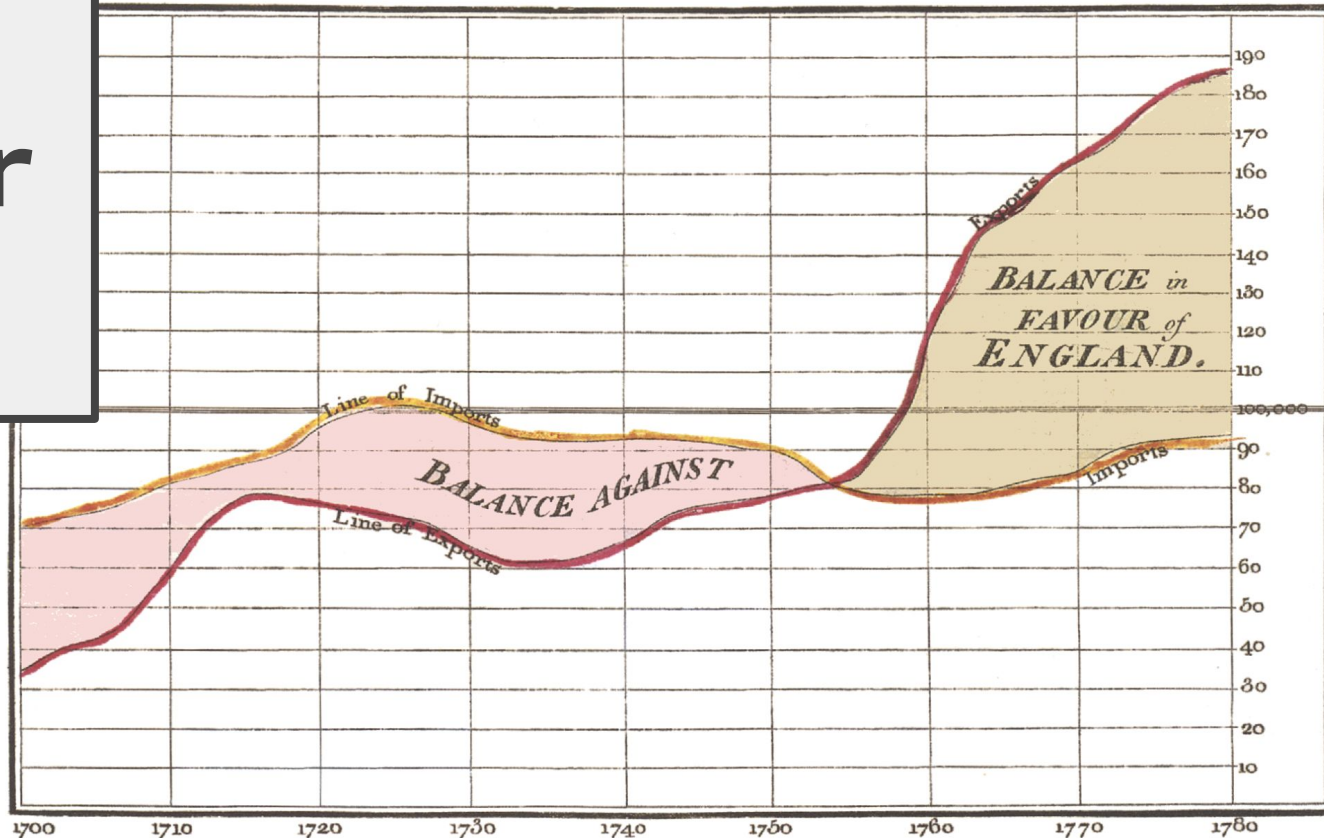


80. tiş

80. tiş

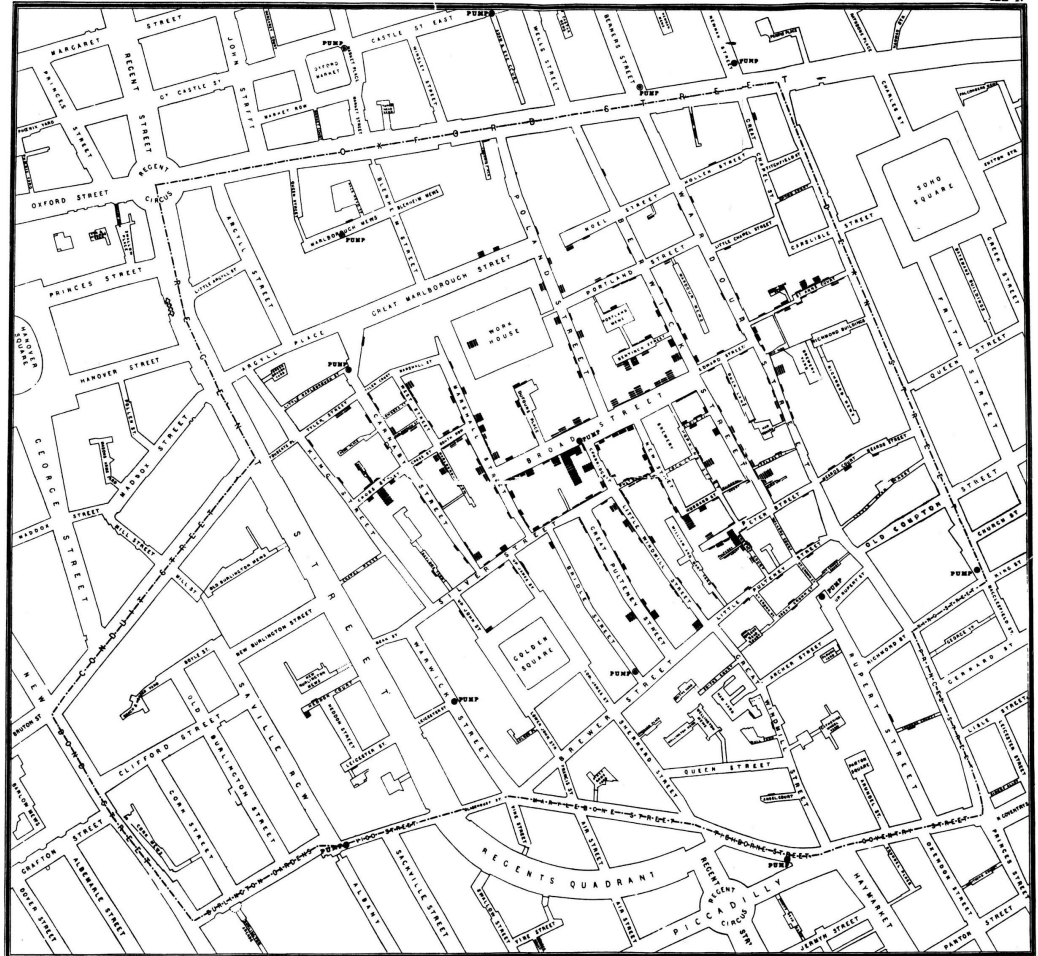
William Playfair (1780s)

Exports and Imports to and from DENMARK & NORWAY from 1700 to 1780.



The Bottom line is divided into Years, the Right hand line into L10,000 each.
Published as the Act directs, 14th May 1786, by W.^m Playfair
Neale sculps 352, Strand, London.

John Snow (1854)



UNIVAC (1952)

8.30 P.M.

IT'S AWFULLY EARLY, BUT I'LL GO OUT ON A LIMB.

UNIVAC PREDICTS--with 3,398,745 votes in--

	STEVENSON	EISENHOWER
STATES	5	43
ELECTORAL	93	438
POPULAR	18,986,436	32,915,049

THE CHANCES ARE NOW 100 to 1 IN FAVOR OF THE
ELECTION OF EISENHOWER.

Philip Meyer (1967)

Survey Figures on

What Causes Rioting?

What causes rioting? The following tables are arranged to show at a glance how the proportion of rioters varies within key categories. To interpret it, make comparisons across the rows. For example, 25 percent of those born in Detroit were rioters—more than twice as many as in any other residence category. Responses in the don't-know categories and no-answer categories have been left out, so that all columns total 100 percent.

1. How long have you lived in Detroit?

	Less than One year	Less than Five yrs.	More than Five yrs.	Born in Detroit
Rioters	12.5	12	12	28
Non-rioters	87.5	88	88	72
	100	100	100	100

2. Where were you brought up as a child?

	South	North
Rioters	8	25
Non-rioters	92	75
	100	100

3. Sex.

	Male	Female
Rioters	22	12
Non-rioters	78	88
	100	100

4. Age.

	15-24	25-35	36-50	Over 50
Rioters	35	15	9	5
Non-rioters	65	85	91	95
	100	100	100	100

5. Education.

	Less than High School	High School Graduate	College
Rioters	18	15	18
Non-rioters	82	85	82
	100	100	100

6. Have you been unemployed for as long as a month or more over the last two years?

	Yes	No
Rioters	21	10
Non-rioters	79	90
	100	100

7. Are most of the unhappy things in peoples' lives due to bad luck or due to the mistakes they make?

	Bad Luck	Mistakes
Rioters	12.5	16
Non-rioters	87.5	84
	100	100

8. Civil rights groups which have both Negro and white leaders could do better without the whites. True or false?

	True	False
Rioters	22	13
Non-rioters	78	87
	100	100

9. Are insults and lack of respect commonly used by police against Negroes in riot areas?

	Yes	No
Rioters	22	12.5
Non-rioters	78	87.5
	100	100

10. Have insults and lack of respect been used by police against you?

	Yes	No
Rioters	37	12
Non-rioters	63	88
	100	100

11. In the next five years, do you think the attitude of white people about Negro rights will get better, worse, or stay about the same?

	Better	Worse	Same
Rioters	14	25	14
Non-rioters	86	75	86
	100	100	100

12. Do you feel that Negroes have more to gain or more to lose by resorting to violence in the civil rights movement?

	More to Gain	More to Lose
Rioters	25	14
Non-rioters	75	86
	100	100

13. If the United States got into a big world war today, would you personally feel this country was worth fighting for?

	Yes	No
Rioters	32	13
Non-rioters	68	87
	100	100

14. Racial discrimination is here to stay for a long time. True or false?

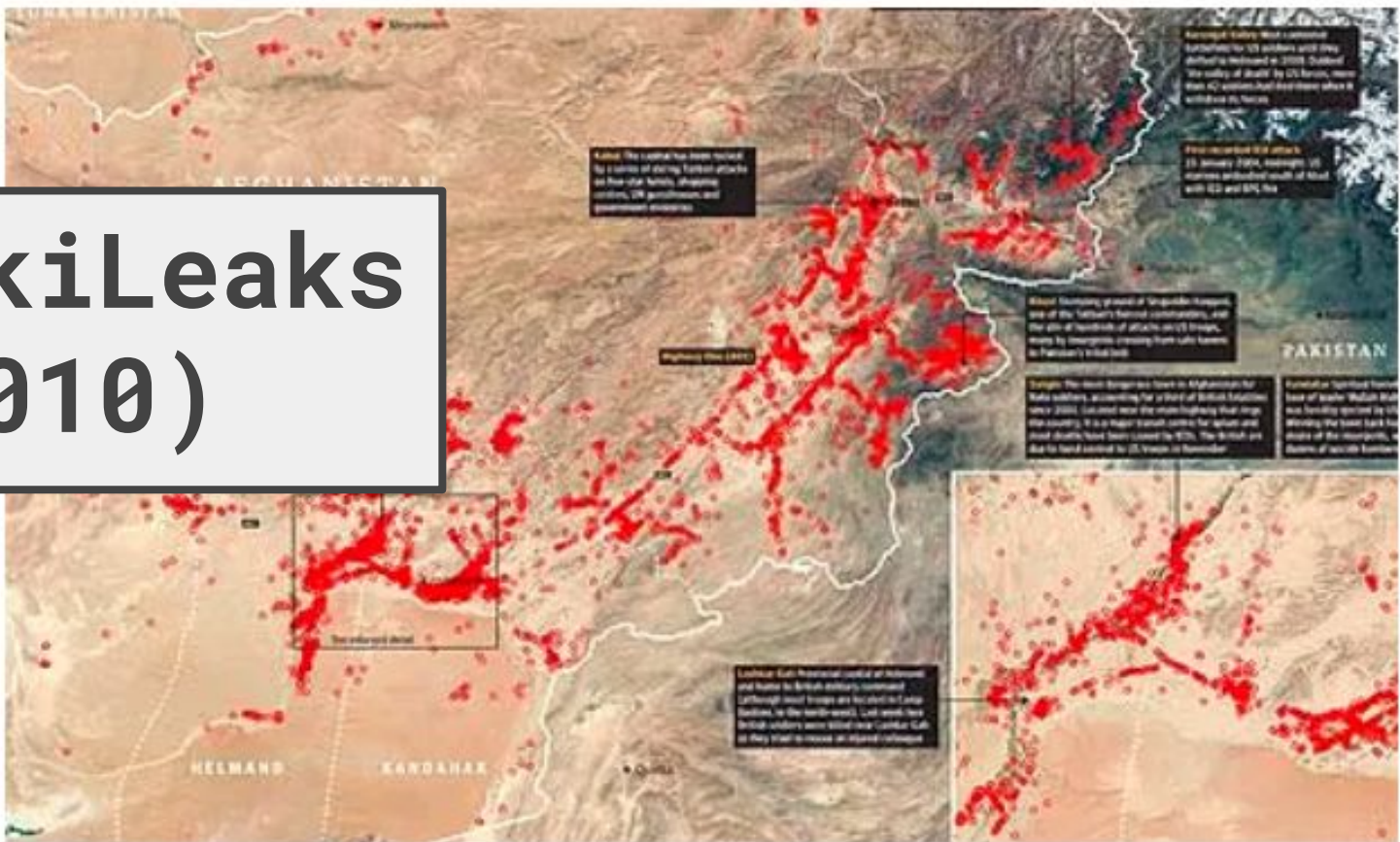
	True	False
Rioters	16	14
Non-rioters	84	86
	100	100

15. Who do you think are nicer, Negroes or whites?

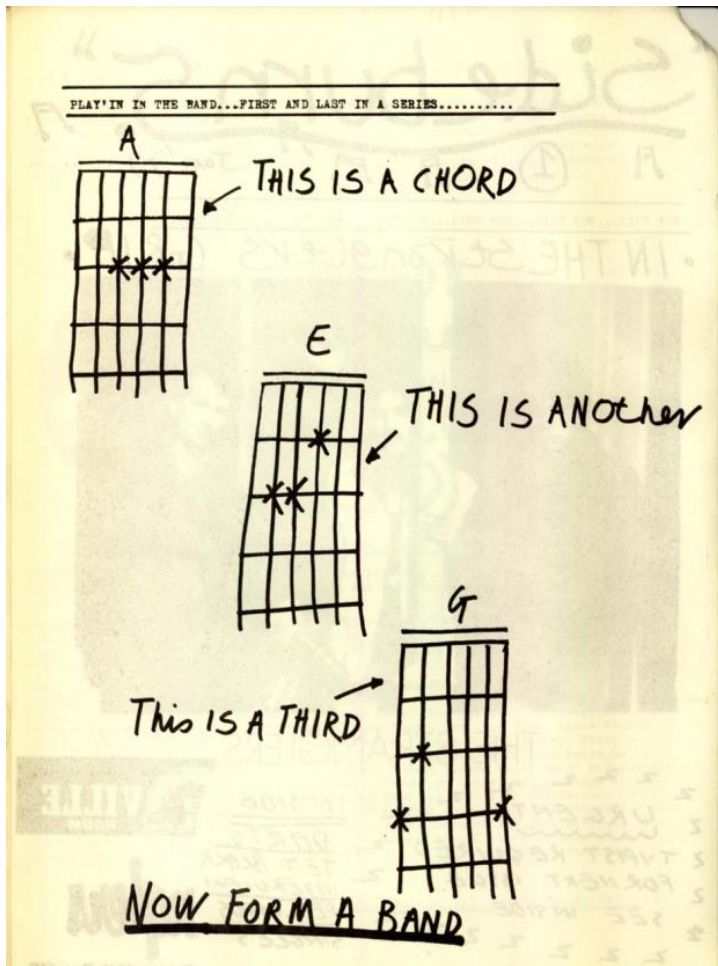
	Negroes	Whites	About the Same
Rioters	25	21	10
Non-rioters	75	79	90
	100	100	100

Wikileaks has been the game-changer for data journalism. See how we handled the numbers

WikiLeaks (2010)



▲ Afghanistan IEDs mapped. Click image for full graphic



„Anyone can do it. Data journalism is the new punk.“

The Guardian
(2012)

Clinton and Trump supporters live in their own Twitter worlds

- Follow only Trump
- Follow only Clinton
- Follow both
- Follow neither

Clinton Supporters

Hillary Clinton supporters in this user group are not as cohesive as Trump supporters and they interact more frequently with users who follow both or neither candidate. They have few mutual follower networks in common with the far-right conservative cluster.


This large cluster of Trump supporters on Twitter have little mutual follower overlap with other users and are a remarkably cohesive group. They exist in their own information bubble.

Trump Supporters

Journalism in the Age of Data

A video report on data visualization as a storytelling medium | Produced during a 2009-2010 Knight Journalism Fellowship | Total Running Time: 54 Minutes; with related information and links.

By [Geoff McGhee](#)



CHAPTER ONE
Introduction

CHAPTER TWO
Data Vis in Journalism

CHAPTER THREE
Telling 'Data Stories'

CHAPTER FOUR
A New Era in Infographics


CHAPTER FIVE
Life as a Data Stream

CHAPTER SIX
Exploring Data

CHAPTER SEVEN
Technologies and Tools

CHAPTER EIGHT
First Steps

PROCES



80.tiş

80.tiş

80.tiş

ANALÝZA DAT

PROGRAMOVÁNÍ

VIZUALIZACE DAT

VYPRÁVĚNÍ

STATISTIKA

PRÁVO

ZNALOST TÉMATU

Roles in the newsroom

Ideas and Questions
Data Research & Data Cleaning
Data Literacy/Analysis/Quality & Fact Checking
„Director“ of the process

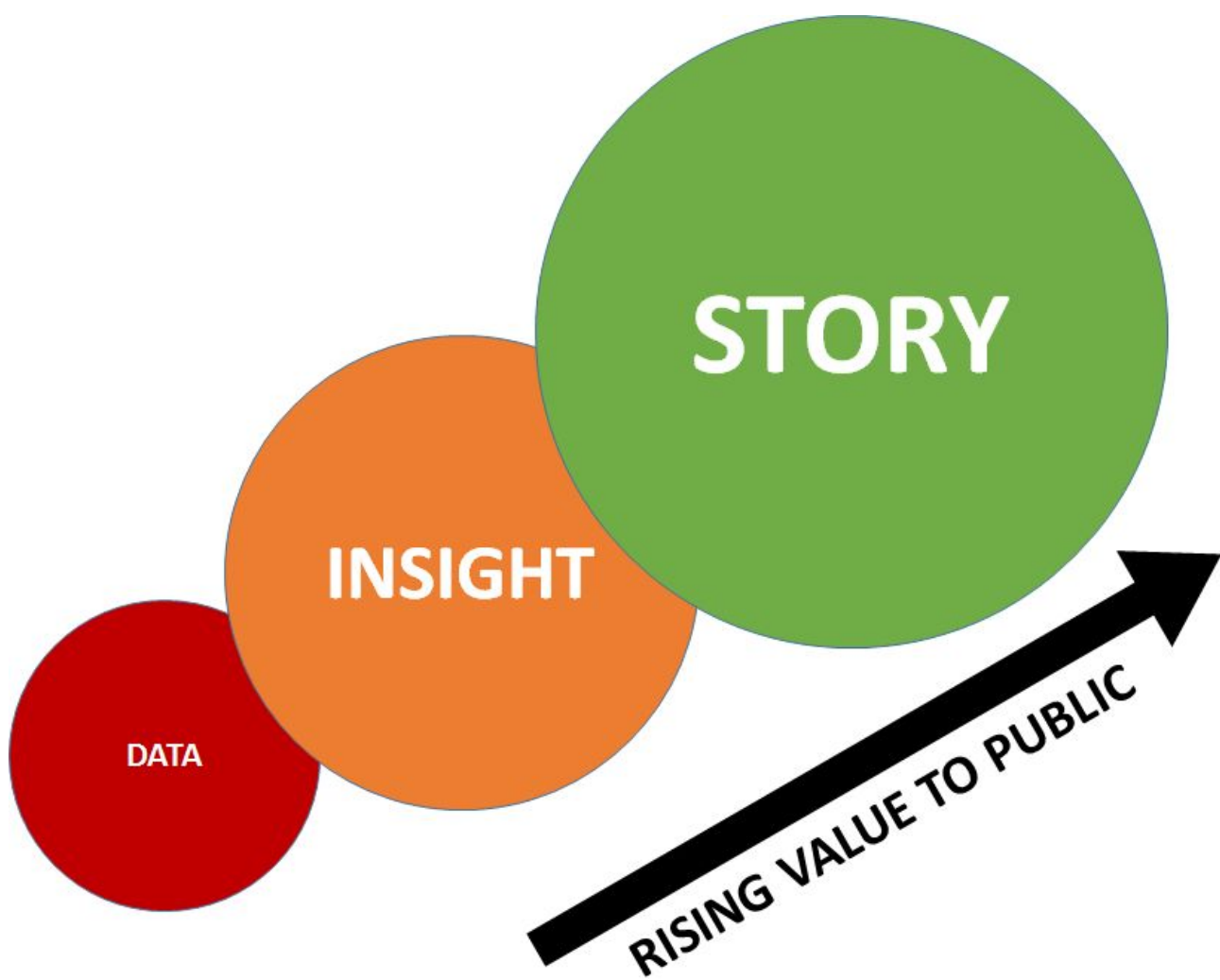
Journalist

Visual quality
Attractiveness
Clearness
Appeal
Density
Correctness

Designer


Developer

Workflow support
Simplification
Automation
Publishing process
Presentation
Aggregation
Agility




```
1 let iterace = 0;
2 repeat {
3     namysli_si_strukturu_clanku;
4     if(mame_data) {
5         koukni_na_data;
6     } else {
7         zkus_sehnat_data;
8     }
9     if(data_potvzuji_co_rikame) {
10        SUPER!
11    } else {
12        BLBÝ
13    }
14    iterace++
15 } until hotovej_článek
16
```

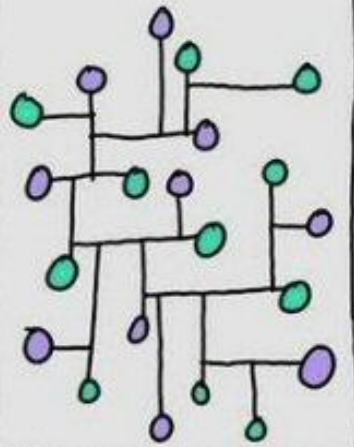

Data



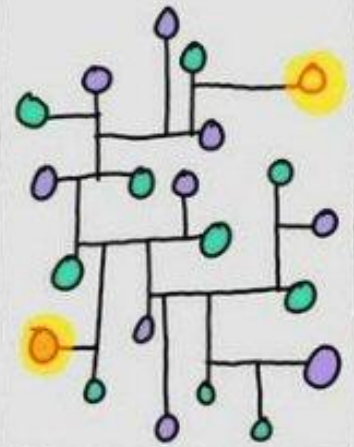
Information



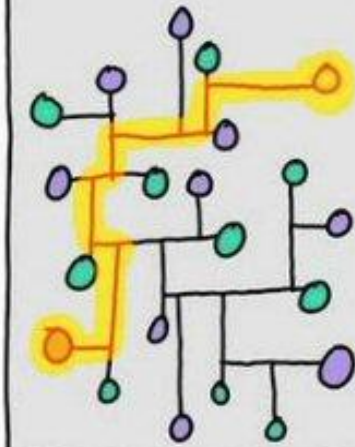
Knowledge




Insight



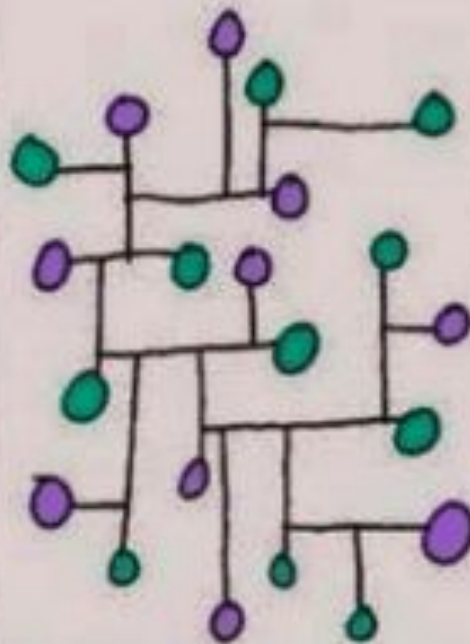
Wisdom



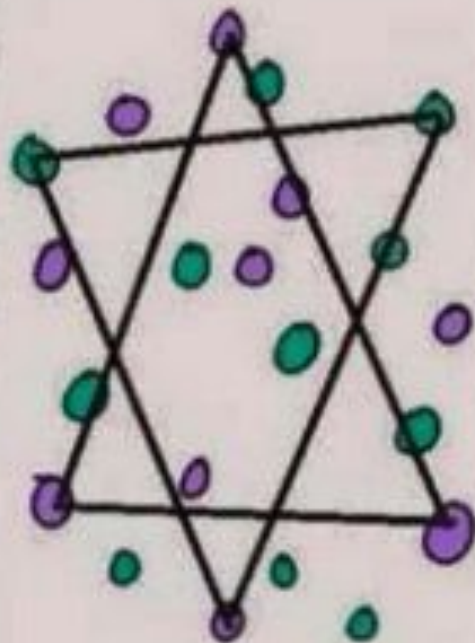
information:



knowledge:




conspiracy theory:



1919

ŽÁNRY



80 tis

80 tis

80 tis

Explainer

80 tiş

80 tiş

Investigace

The image features a complex abstract background. It consists of several layers: a top layer of horizontal black lines of varying lengths; a middle layer with teal and orange geometric shapes, including a large teal triangle on the left and a jagged orange line; and a bottom layer with scattered lowercase letters and numbers. A prominent white box with a black border is positioned on the left side, containing the word 'Investigace' in a bold, black, sans-serif font.

Modelování



80 tis

80 tis

80 tis

Fact-checking

80.tiş

80.tiş

Sensor journalism



80.tis

80.tis

80.tis

Daily chart



80.tiş

80.tiş

Newsgames

80.tiş

80.tiş




Data art

80.tiş

80.tiş

„What makes it data journalism isn't the form, it's the starting point in a data. The result can take many forms: it might be a text article, or a data visualization, or a video, or something else entirely.“

(VOX)



Clinton and Trump supporters live in their own Twitter worlds

Clinton Supporters

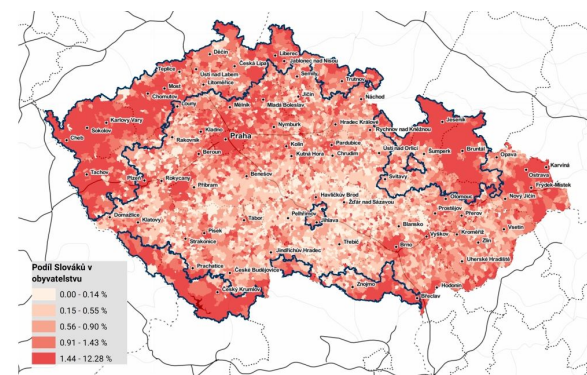
Hillary Clinton supporters in this user group are not as cohesive as Trump supporters and they interact more frequently with users who follow both or neither candidate. They have few mutual follower networks in common with the far-right conservative cluster.

Trump Supporters

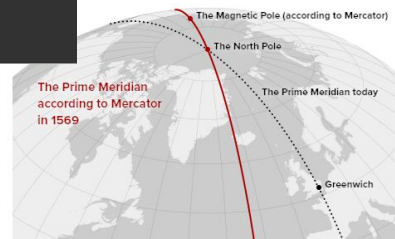
This large cluster of Trump supporters on Twitter have little mutual follower overlap with other users and are a remarkably cohesive group. They exist in their own information bubble.

- Follow only Trump
- Follow only Clinton
- Follow both
- Follow neither

Source: The Electome | The Laboratory for Social Machines at the MIT Media Lab



conditional point of reference for calculating the longitude. Mercator assumed that the Prime Meridian is not determined arbitrarily, but could be determined by drawing a line through two poles — the magnetic one, in other words, the one found by the compass, and the magnetic one that any compass points towards. Mercator assumed that the magnetic pole shifts.



Mercator pointed to two likely spots where the lines towards both poles meet. He found the arguments in favor of the group of the Cape Verde (*Cabo Verde*) islands (*Sal, Boa Vista and Maio*) more reasonable. However, just in case, he pointed to another magnetic pole, taking into account the fact that the zero meridian could pass off the island of Corvo in the Azores archipelago, and he hoped that sailors would eventually clarify this information.

Zahranční studenti v Československu/Česku

v letech 1953 až 1992 pouze české země

