




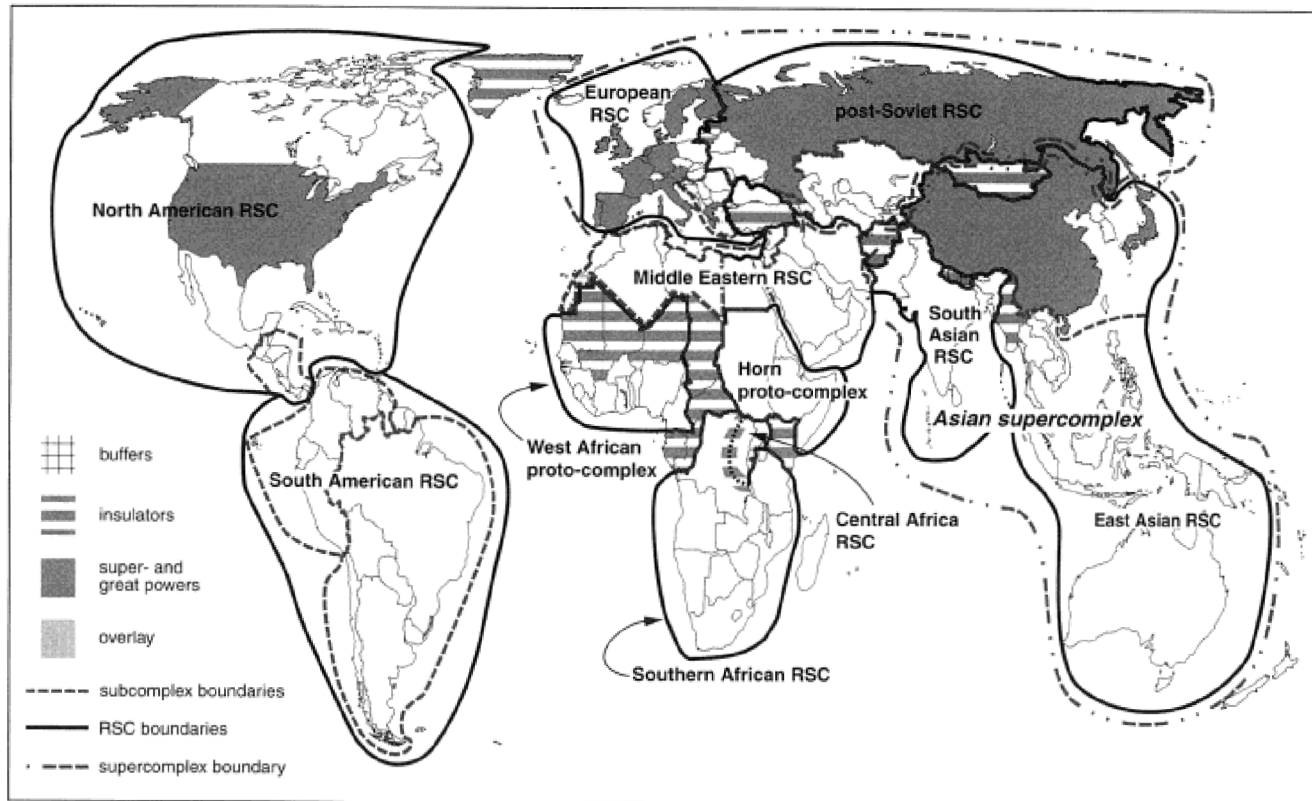
# **EAST AFRICA (HORN OF AFRICA SECURITY SUBCOMPLEX)**

Lucie Konečná

BSSn4457 Regional Security Complexes

12/12/2024





Map 2. Patterns of Regional Security Post-Cold War

## REGIONAL SECURITY COMPLEXES



## East Africa

- Horn of Africa: Eritrea, Ethiopia, Kenya, Somalia, Djibouti.
- Great Lakes Region: Uganda, Burundi, Rwanda, Tanzania, DRC.

# Regional organisations

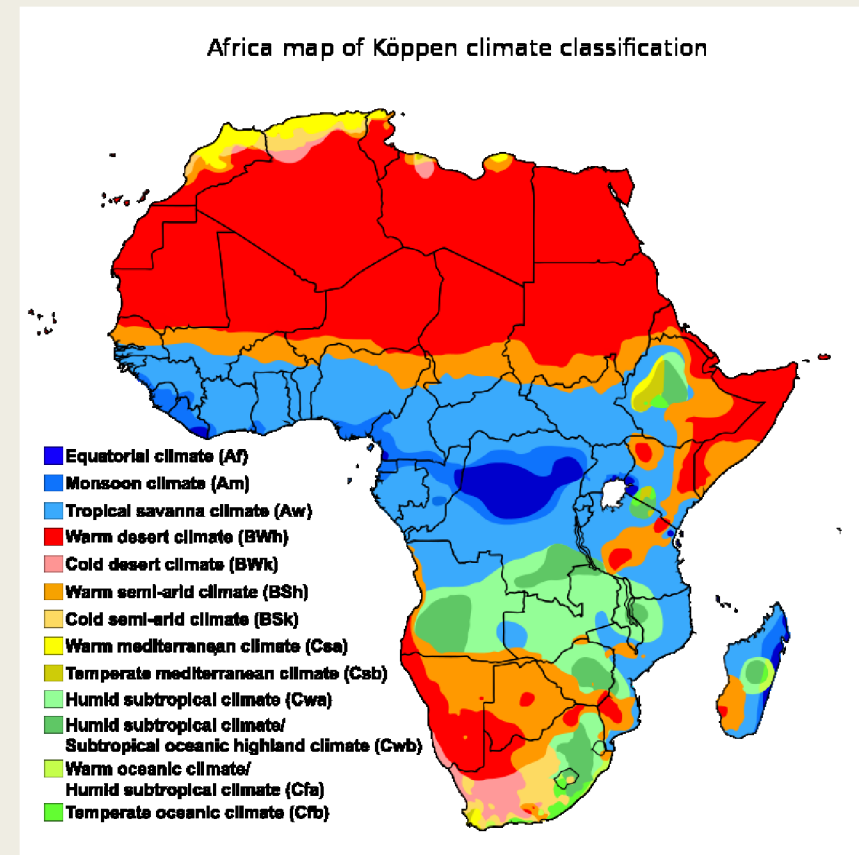
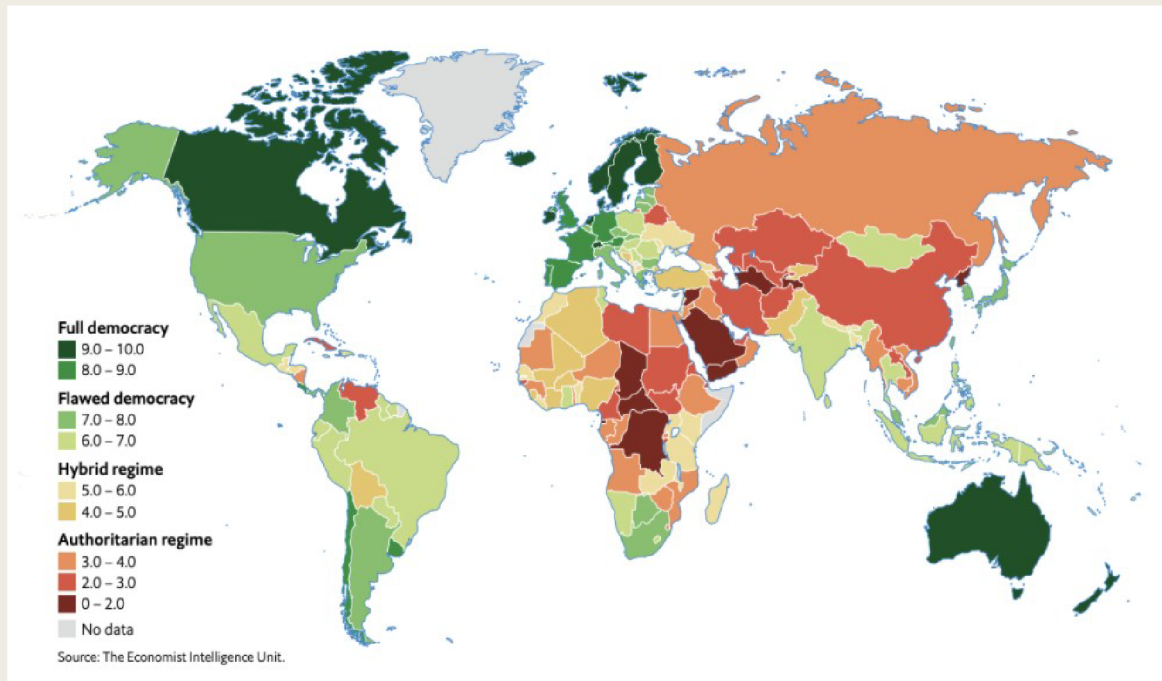
## ■ EAC vs. IGAD



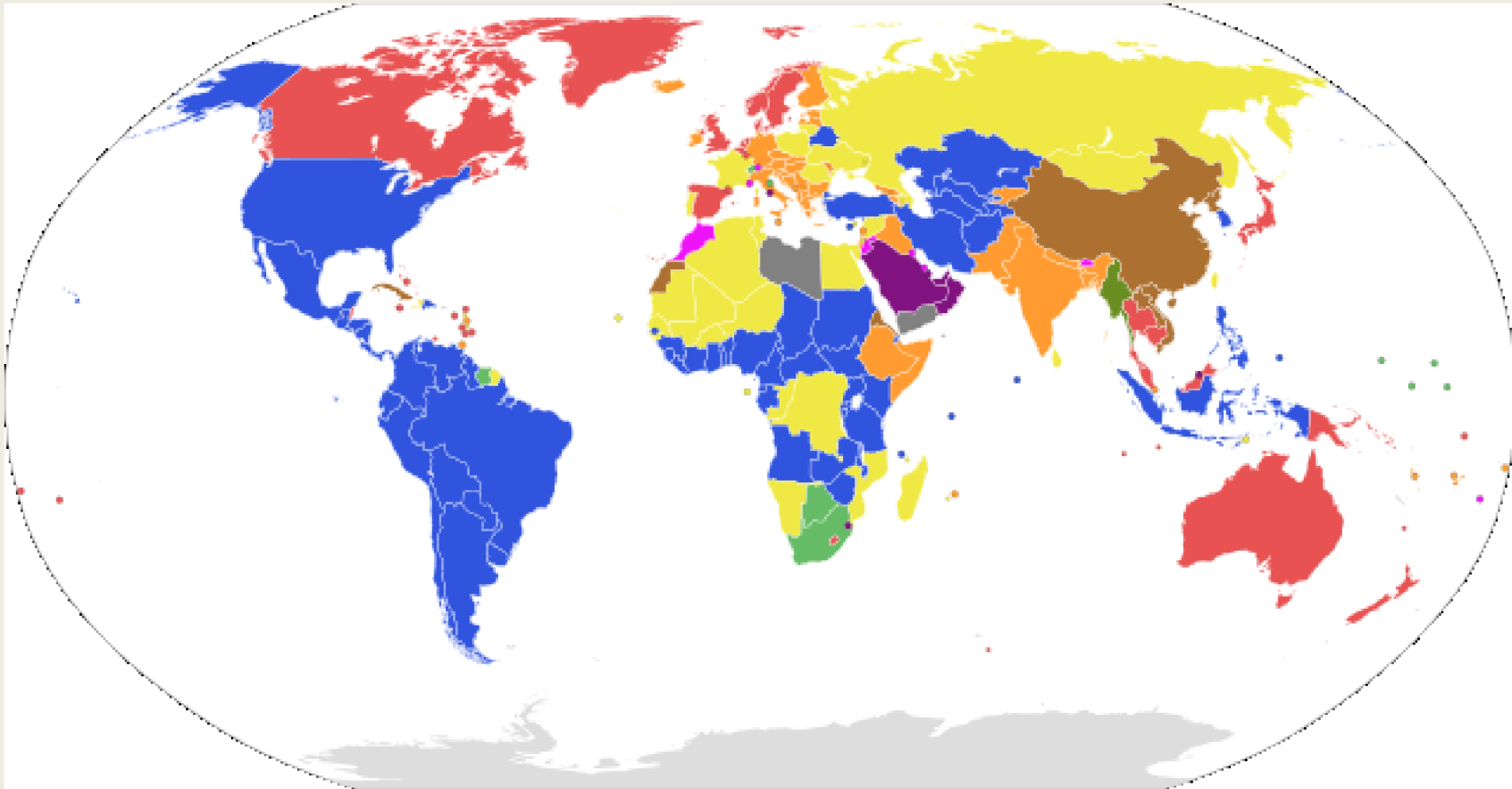


# Facts about EA

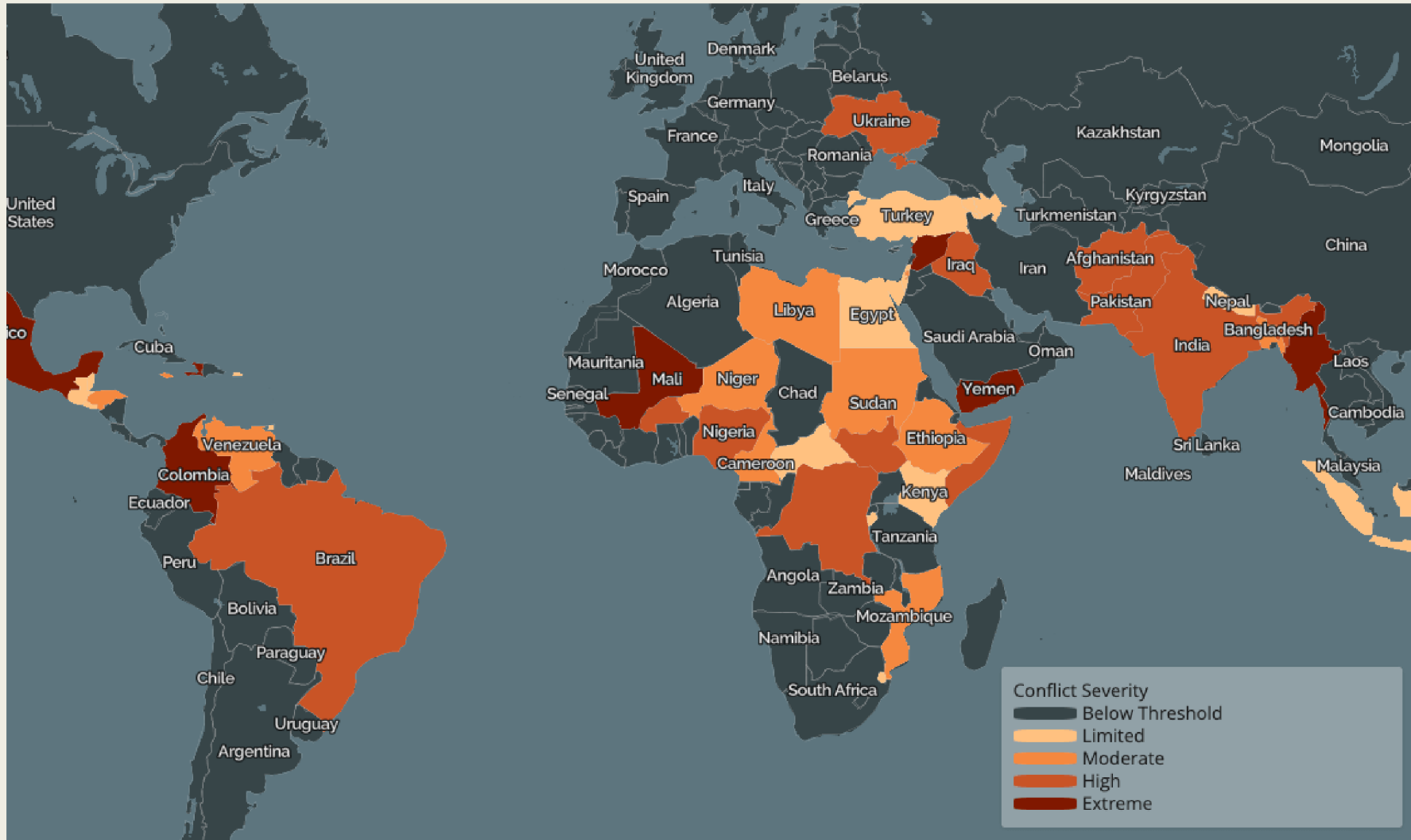
- Around 204 million inhabitants
- FSI (FFP) – Somalia (1<sup>st</sup>), Djibouti (48<sup>th</sup>), Eritrea (26<sup>th</sup>), Kenya (36<sup>th</sup>) Ethiopia (12<sup>th</sup>)



# EA – Form of Government

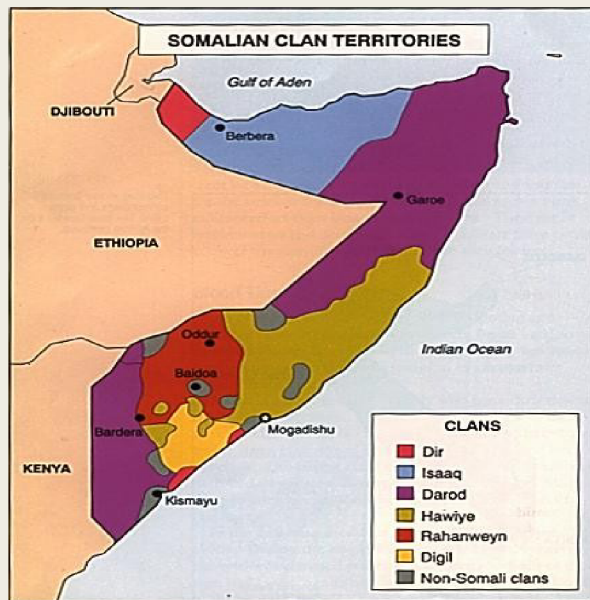


# Conflict Map



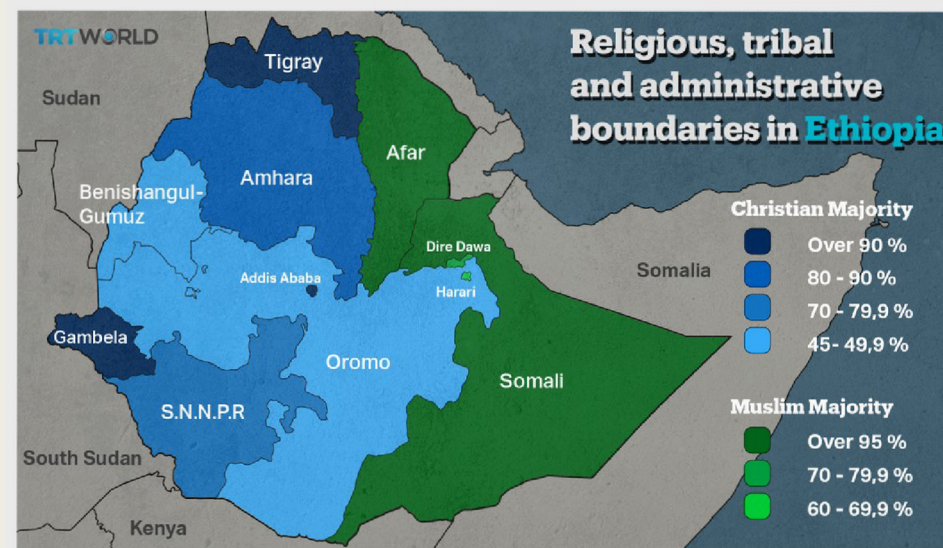
# Somalia

- 18 mil inhabitants, Sunni Muslim (Islam)
- Independence 1960
- Ogaden war 1977-1978
- The fall of the Barre regime and the beginning of the Civil War 1991
- The Islamic Courts Union – Al-Shabaab



# Ethiopia

- 126 mil inhabitants, Ethiopian Orthodox 43.8%, Muslim 31.3%, Protestant 22.8%
- Oromo 34.4%, Amhara 27%, Somali 6.2%, Tigray (Tigrinya) 6.1%
- Ethiopian-Italian War (1935-36), occupation of Italy until 1941
- The overthrow of the emperor, the new regime 1974
- Ogaden war 1977-1978, Civil War 1974-1991
- EPRDF - Oromo Democratic Party (ODP), Amhara Democratic Party (ADP) Southern Ethiopian People's Democratic Movement (SEPDM) and Tigray People's Liberation Front (TPLF)
- Ogaden National Liberation Front
- Oromo Liberation Front
- Eritrean-Ethiopian War 1998-2000
- Tigrayan People's Liberation Front (Conflict 2020-2022)
- Since April 2023 – ongoing conflict in Amhara - Amhara Fano Popular Movement



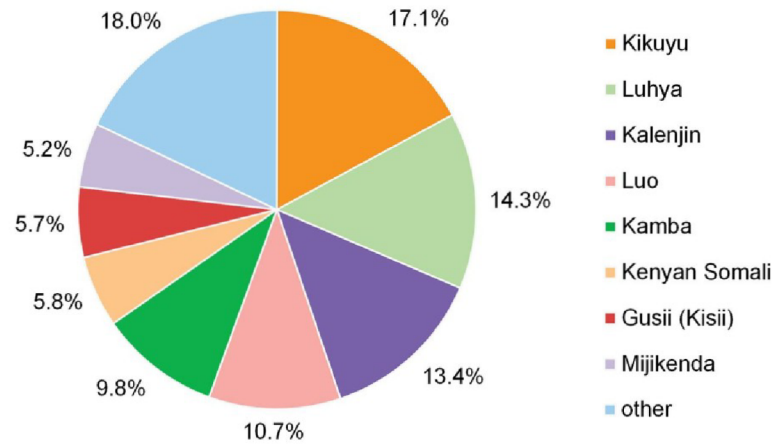


# Kenya

- 55 mil inhabitants, Christian 85.5%, Muslim 10.9%
- Mau Mau rebellion, 1963 Independence
- Post-election violence 2007-2008
- Post-election violence 2017
- Elections 2022 – William Ruto - United Democratic Alliance (UDA)



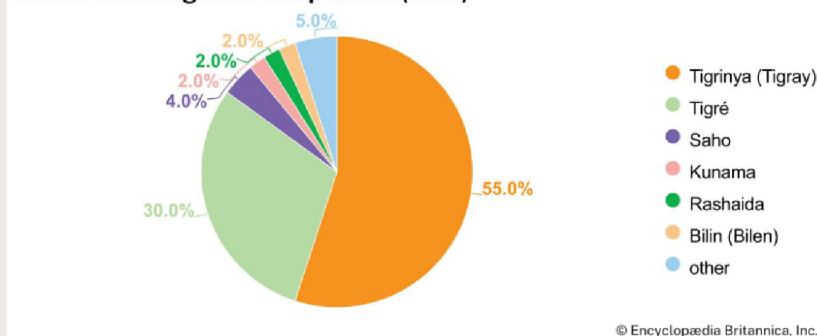
Kenya ethnic composition (2019)



# Eritrea

- 4 mil inhabitants, Christians 50%, Sunni Muslim 48%
- Ethiopian-Eritrean Federation 1952
- Independence 1993
- Conflicts with neighboring states
- There have never been national elections in Eritrea since independence in 1993
- People's Front for Democracy and Justice (PFDJ), Isaias Afewerki
- Eritrean-Ethiopian War 1998-2000/2018

Eritrea ethnolinguistic composition (2010)



© Encyclopædia Britannica, Inc.



# Djibouti

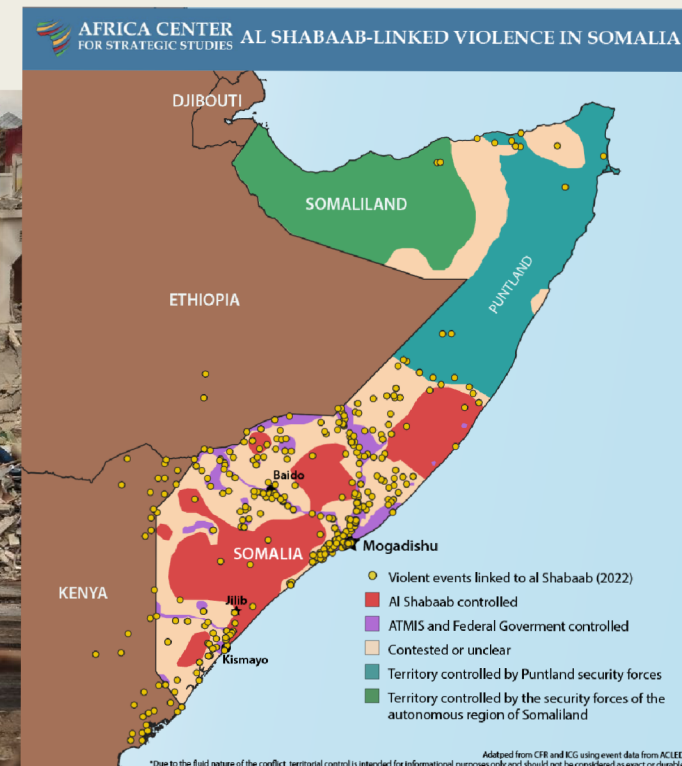
- 1 mil inhabitants, Sunni Muslim 94%, Christian 6% (mainly foreign-born residents)
- Somali (Issa) 60%, Afar 35%, other 5% (mostly Yemeni Arab, also French, Ethiopian, and Italian)
- Independence 1977
- Civil War 1991-1994, People's Rally for Progress x Front for Unity and Democracy (FRUD)
- Ismaïl Omar Guelleh 1999-2023

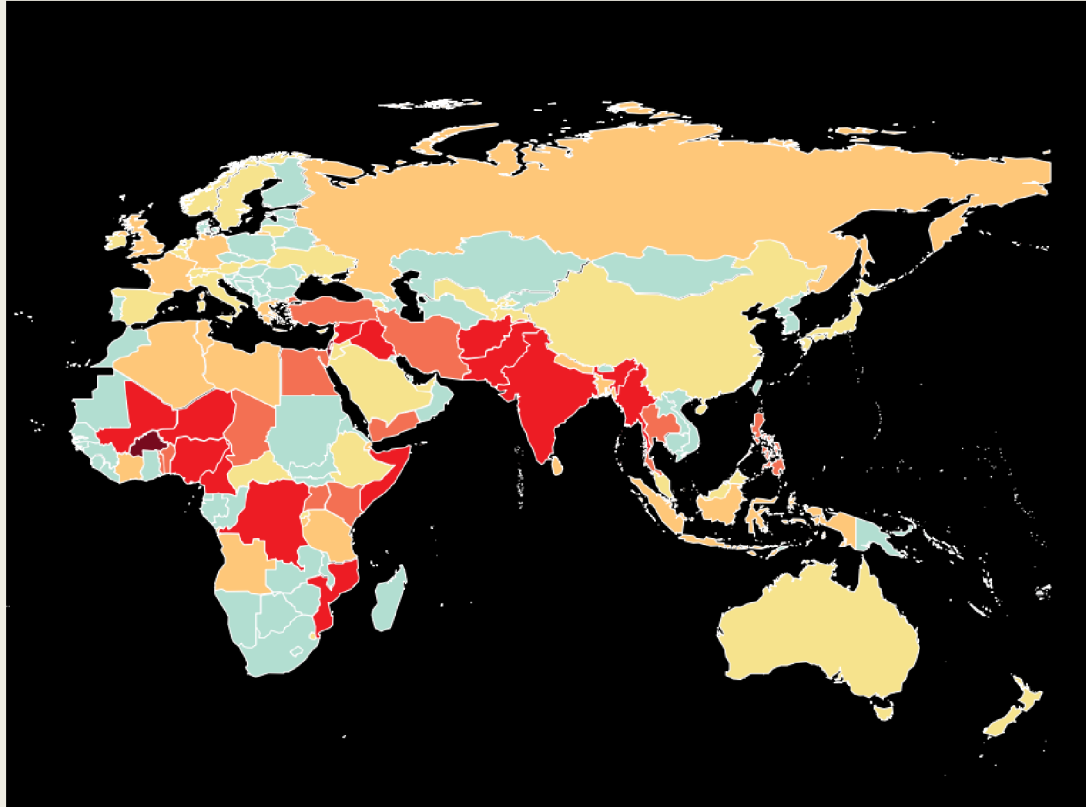




# Terrorism in East Africa

- Jabha East Africa/Islamic State in East Africa
- Al-Shabaab
- Ansar al-Sunna
- Eritrean Islamic Jihad (EIJ) /Eritrean Islamic Salvation Movement
- Ginbot 7, Ogaden National Liberation Front, Oromo Liberation Front (end in 2018)
- Allied Democratic Forces





RANK	COUNTRY	SCORE	RANK CHANGE
1	Burkina Faso	8.571	↑ 1
2	Israel	8.143	↑ 24
3	Mali	7.998	↑ 1
4	Pakistan	7.916	↑ 3
5	Syria	7.890	↔
6	Afghanistan	7.825	↓ 5
7	Somalia	7.814	↓ 4
8	Nigeria	7.575	↔
9	Myanmar	7.536	↔
10	Niger	7.274	↔
11	Iraq	7.078	↓ 5
12	Cameroon	6.98	↓ 1
13	Democratic Republic of the Congo	6.514	↑ 1
14	India	6.324	↓ 1
15	Mozambique	6.267	↓ 3
16	Colombia	6.188	↓ 1
17	Chile	5.679	↓ 1
18	Kenya	5.616	↑ 1
19	Philippines	5.383	↓ 1
20	Egypt	5.221	↓ 3
21	Chad	4.987	↓ 1
22	Palestine	4.966	↑ 6
23	Yemen	4.951	↓ 1
24	Benin	4.898	↑ 3
25	Togo	4.67	↑ 5
26	Iran	4.464	↓ 1
27	Uganda	4.377	↑ 22

# TERRORISM

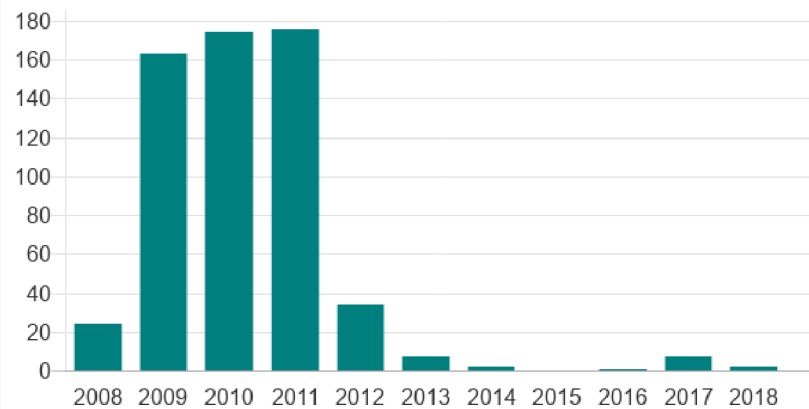
# Deadliest Groups of 2022

Rank	ORGANISATION	DEATHS	ATTACKS	INJURED
1	Islamic State (IS)	1045	410	644
2	Al-Shabaab	784	315	1016
3	Islamic State - Khorasan Province (ISK)	498	141	832
4	Jamaat Nusrat Al-Islam wal Muslimeen (JNIM)	279	77	215
5	Balochistan Liberation Army (BLA)	233	30	113
6	Islamic State West Africa (ISWA)	219	65	118
7	Boko Haram	204	64	51
8	Tehrik-e-Taliban Pakistan (TTP)	137	90	187
9	Islamic State - Sinai Province	71	27	32
10	Indigenous People of Biafra (IPOB)	57	40	16

# Piracy in Horn of Africa

- Gulf of Aden, Guardafui Channel and Somali Sea.
- Civil war in Somalia - illegal fishing on the Somali seaboard and ships began dumping industrial.
- Most of the attacks in the Horn of Africa took place outside territorial waters.
- Expiry of the United Nations Security Council's (UNSC) counter-piracy Resolution 2608 (2022).
- IGAD – Intergovernmental Authority on Development – CEWARN.
- Djibouti Code of Conduct 2009.

Somali pirate attacks, 2008-2018



Source: European Naval Force

BBC



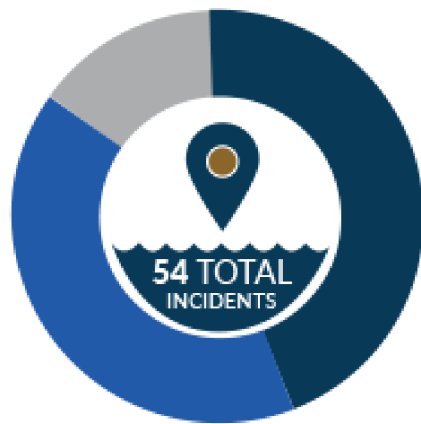




# Piracy

## EAST AFRICA

### PIRACY/ROBBERY INCIDENTS BY LOCATION (2017)



- [24] International
- [22] Territorial
- [8] Unknown

## EAST AFRICA

### PIRACY/ROBBERY INCIDENTS BY VESSEL TYPE (2017)



- [25] Merchant Vessel
- [11] Tanker
- [4] Bulk Carrier
- [3] Container
- [3] Fishing Vessel
- [2] Dhow
- [4] Other
- [2] Unknown

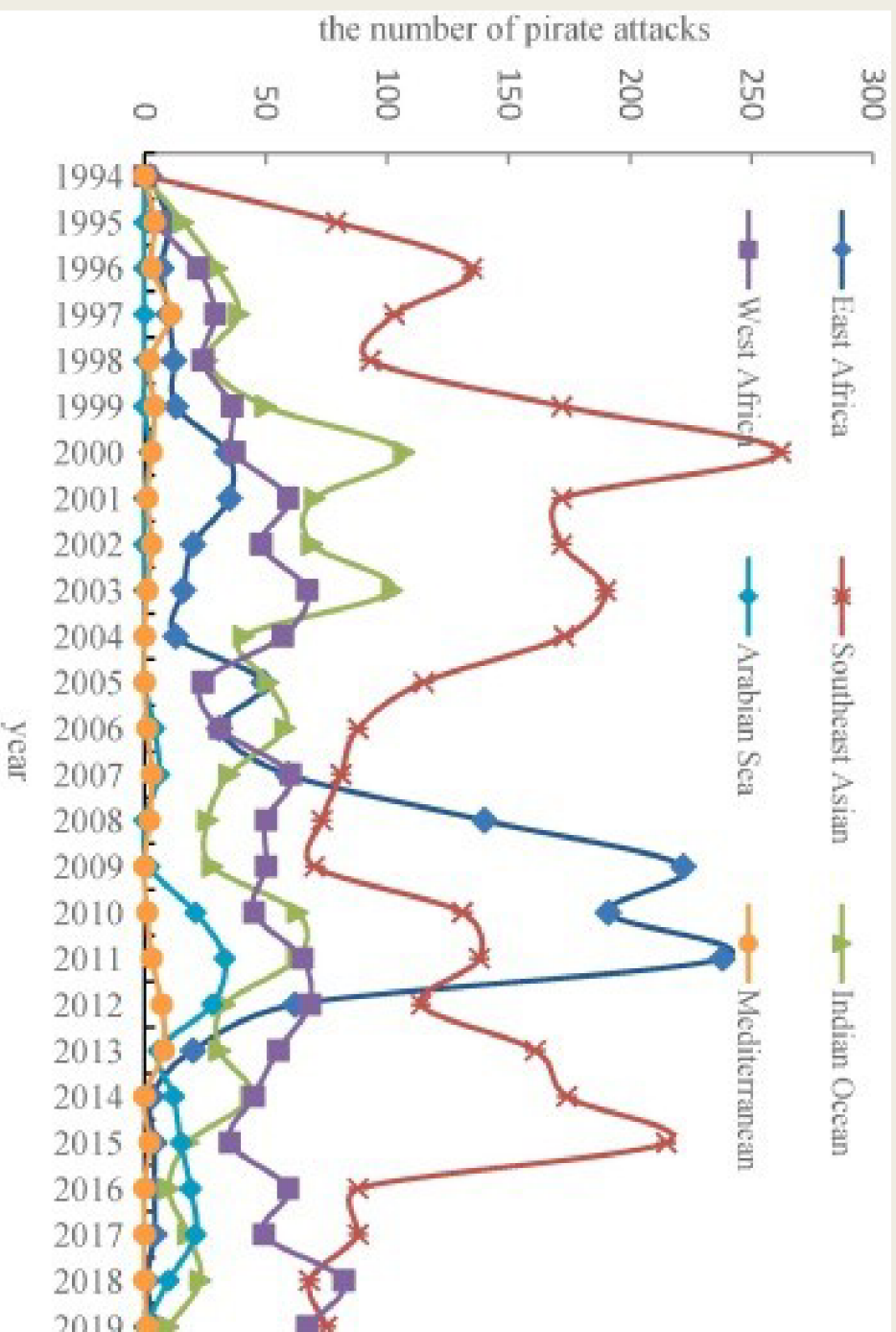
## EAST AFRICA

### PIRACY/ROBBERY INCIDENTS INVOLVING WEAPONS (2017)



- [32] Unarmed
- [9] Guns
- [9] Armed, Unspecified
- [3] Heavy Weapons/RPG
- [1] Knives

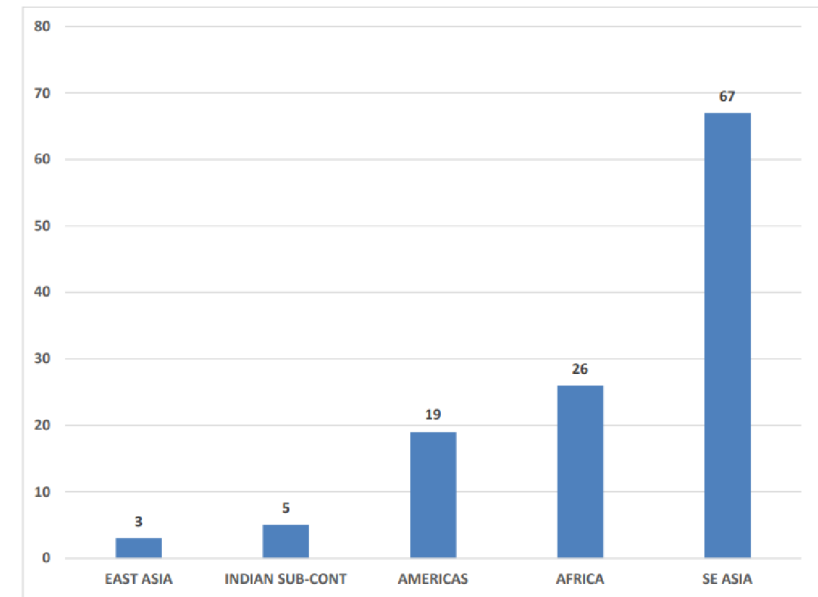
# Piracy Worldwide



# Piracy Worldwide



CHART C: Total incidents as per regions of the world January – December 2023

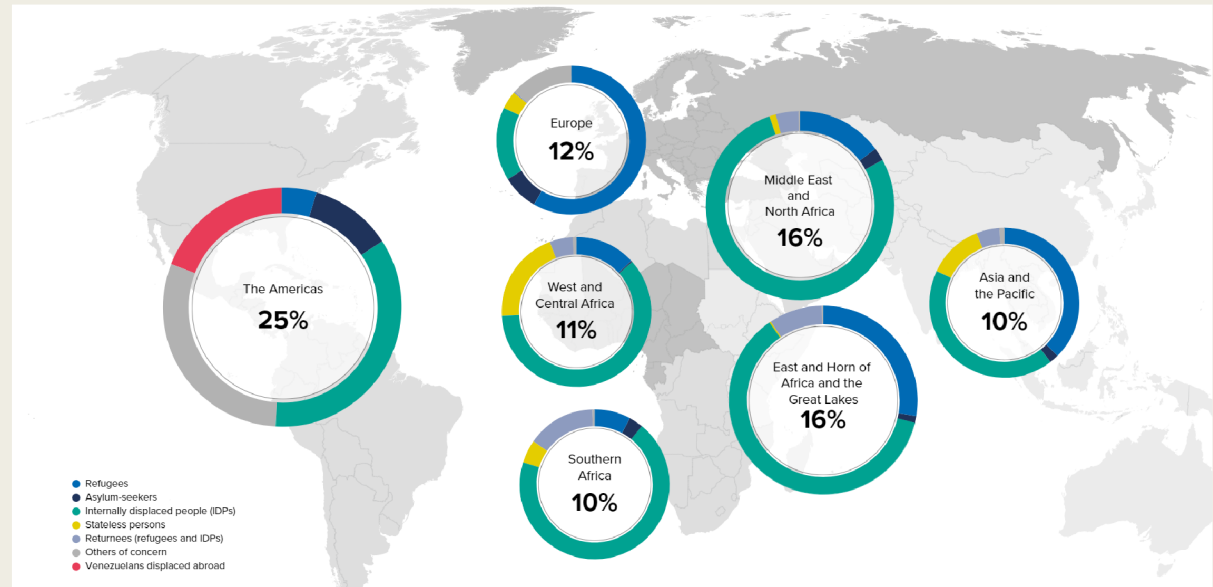




# Operation Atalanta and Ocean Shield

- Other operations in EA - Combined Task Force 150, Combined Task Force 151, Chinese People's Liberation Army Navy participation, Operation Copper.
- Operation Atalanta, formally European Union Naval Force (EU NAVFOR) Somalia (2008-present).
- Atalanta tasks:
  - Protects vessels of the World Food Programme (WFP), African Union Mission in Somalia (AMISOM) and other vulnerable shipping;
  - Deters and disrupts piracy and armed robbery at sea;
  - Monitors fishing activities off the coast of Somalia;
  - Supports other EU missions and international organizations working to strengthen maritime security and capacity in the region.
- Operation Ocean Shield (2009-2016).

	East and Horn of Africa and the Great Lakes	Southern Africa	West and Central Africa
Refugees	4,717,470	783,247	1,488,350
People in refugee-like situations <sup>1</sup>	-	-	-
Total refugees and people in refugee-like situations	4,717,470	783,247	1,488,350
Asylum seekers <sup>2</sup>	195,753	289,054	57,664
Returned refugees <sup>3</sup>	342,198	910	46,775
IDPs of concern to UNHCR <sup>4</sup>	11,686,769	6,287,219	7,270,520
Returned IDPs <sup>5</sup>	2,095,357	1,041,368	706,507
Stateless persons <sup>6</sup>	103,281	-	931,281
Others of concern to UNHCR <sup>7</sup>	23,839	36,520	158,838
Venezuelans displaced abroad <sup>8</sup>	-	-	-
<b>TOTAL</b>	<b>19,164,667</b>	<b>8,438,318</b>	<b>10,659,935</b>

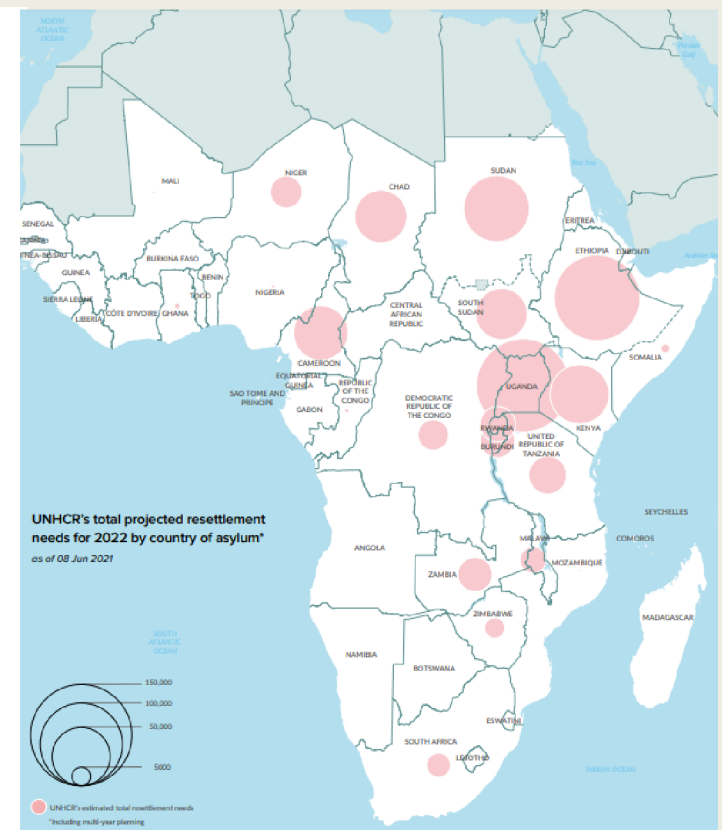
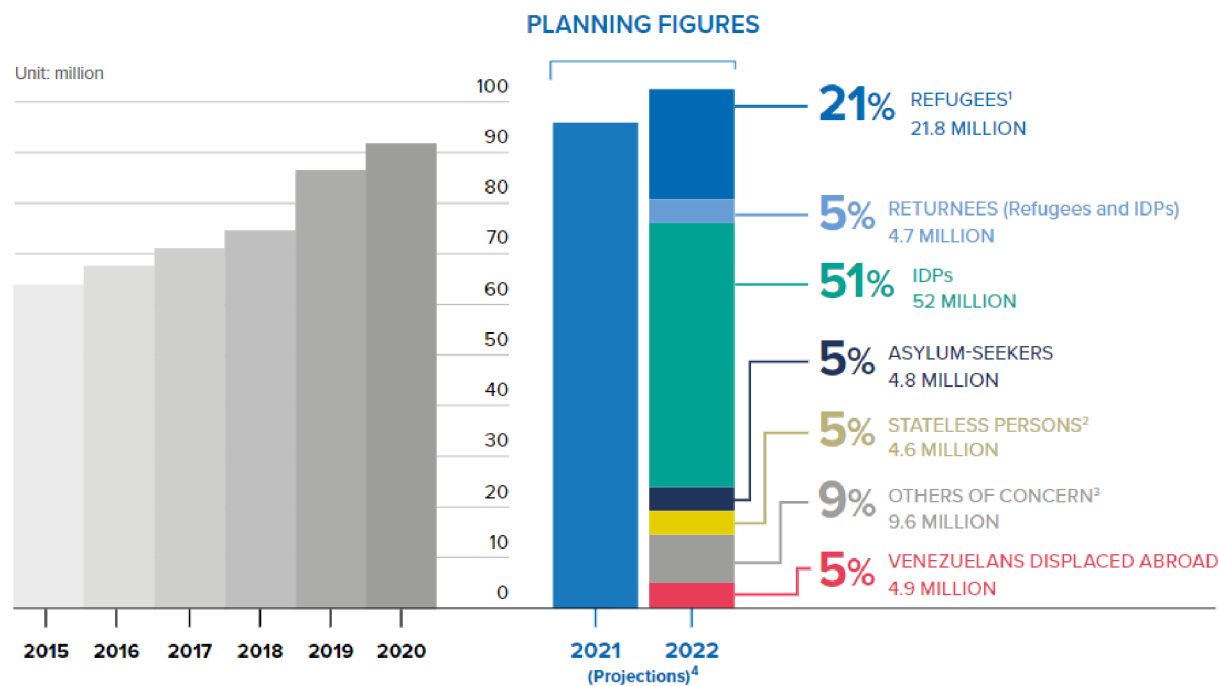


# INFLUX OF REFUGEES

# Influx of Refugees

- Host country – Uganda (1,4 mil), Sudan (1,1 mil), Ethiopia (850 thousand), Kenya (600 thousand), Tanzania (250 thousand)

CHART 1 | PLANNING FIGURES: 102.6 million people of concern in 2022





# Negative Impacts of Refugeeism

---

Economical impacts – influence on food prices, influence on the reduction of wages of local residents, Influence on the rise in housing and rental prices and direct state expenditure on refugees.

---

Social impacts – internal displacement of persons, social inequalities between refugees and local people, ethnic tension.

---

Environmental impacts – increase in the slums, pollution or depletion of water, deforestation, soil degradation.

---

Political-security impacts - increase in terrorism, increase in trafficking and crime, bilateral tensions between neighboring countries.

# Refugee- Related Political Violence

---

a) **Attacks between sending state and refugees** (The violence occurs between refugees and government of sending state)

---

b) **Attacks between receiving state and refugees** (The violence occurs between refugees and government of receiving state)

---

c) **Ethnic or factual violence among refugees** (The violence occurs between groups of refugees)

---

d) **Internal violence within receiving state** (The violence occurs between refugees and local population of receiving state)

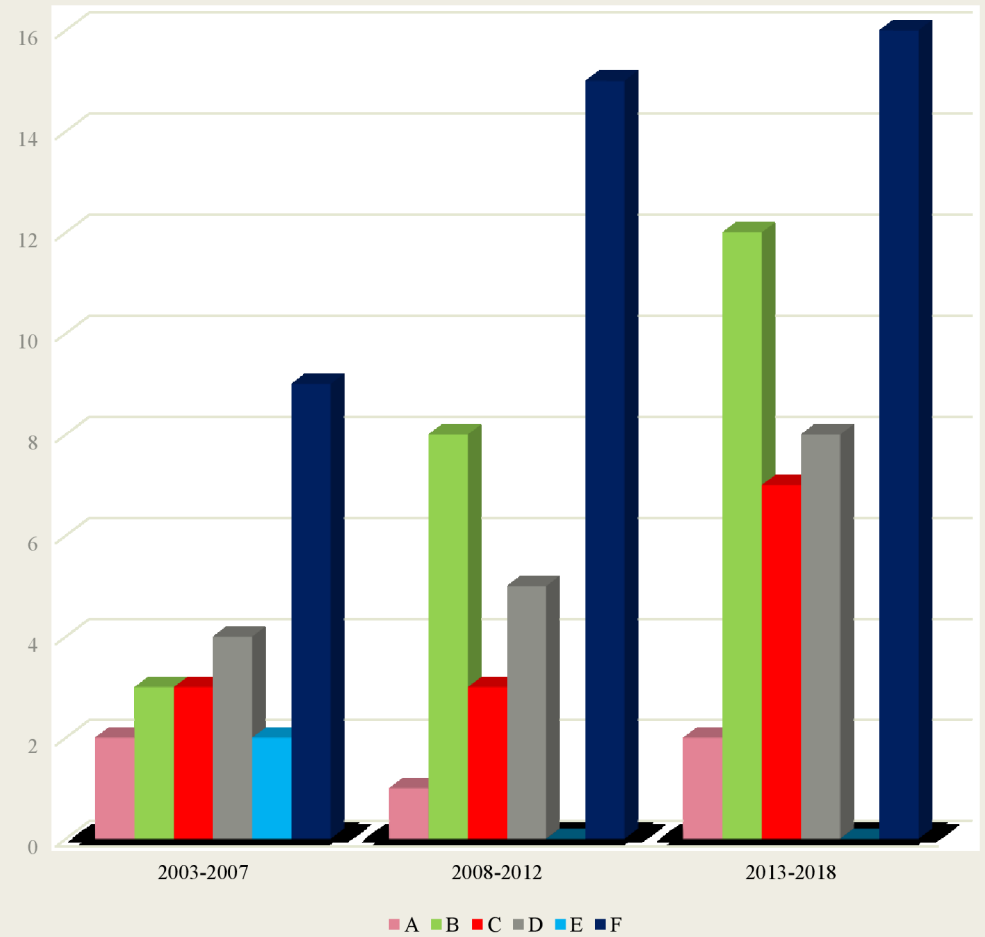
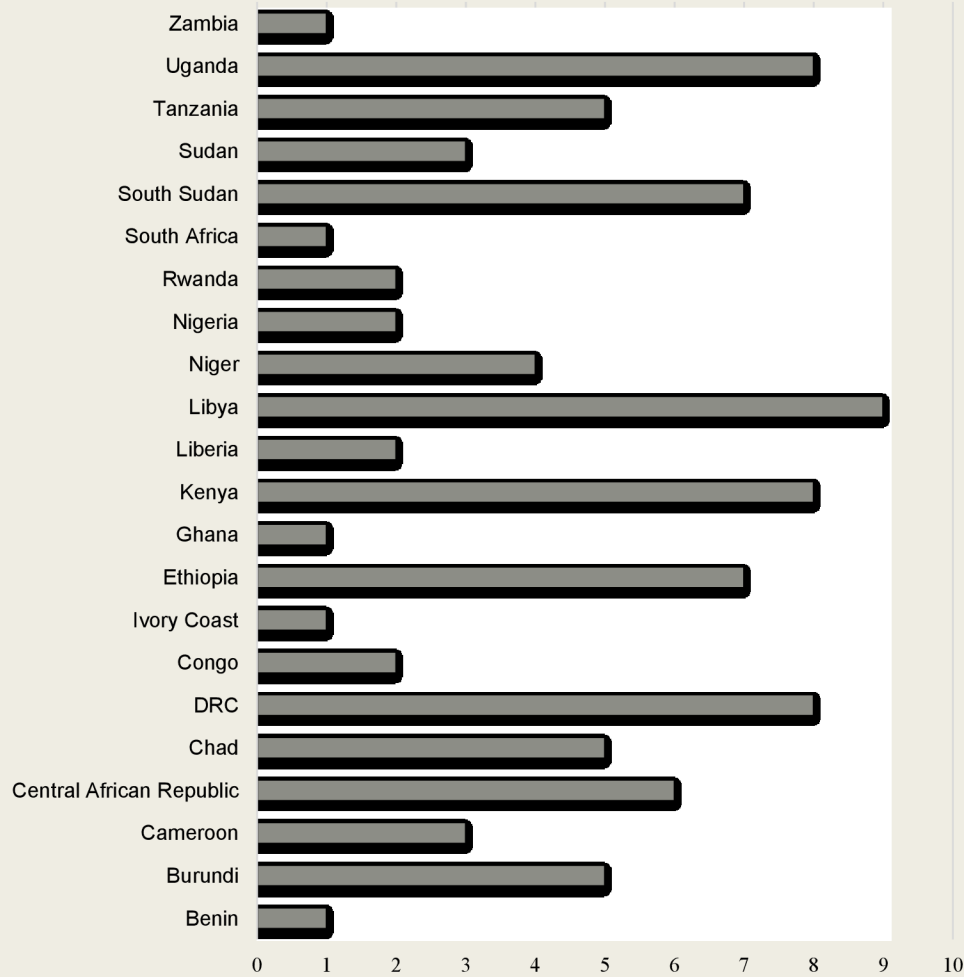
---

e) **Interstate war or unilateral intervention** (Refugees and the government of more than one state are involved in violence)

---

f) **Attacks between refugees and transnational VNSA** (The violence occurs between refugees and transnational VNSA ((non-state armed groups operating across several countries))

# Refugee-Related Political Violence



Thank you for your  
attention