


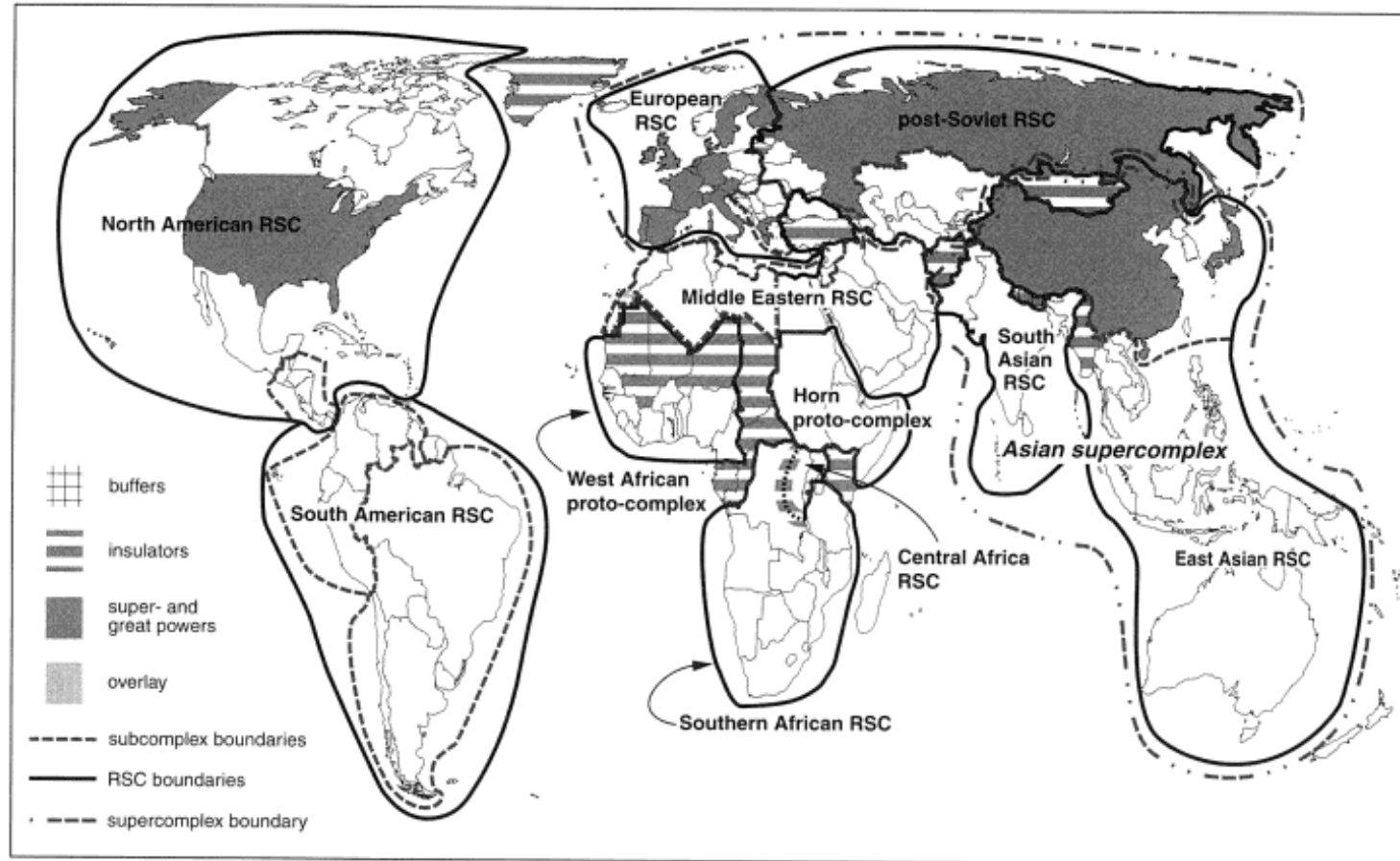


# **GREAT LAKES REGION**

Lucie Konečná  
BSSn4457 Regional Security Complexes  
5/12/2024



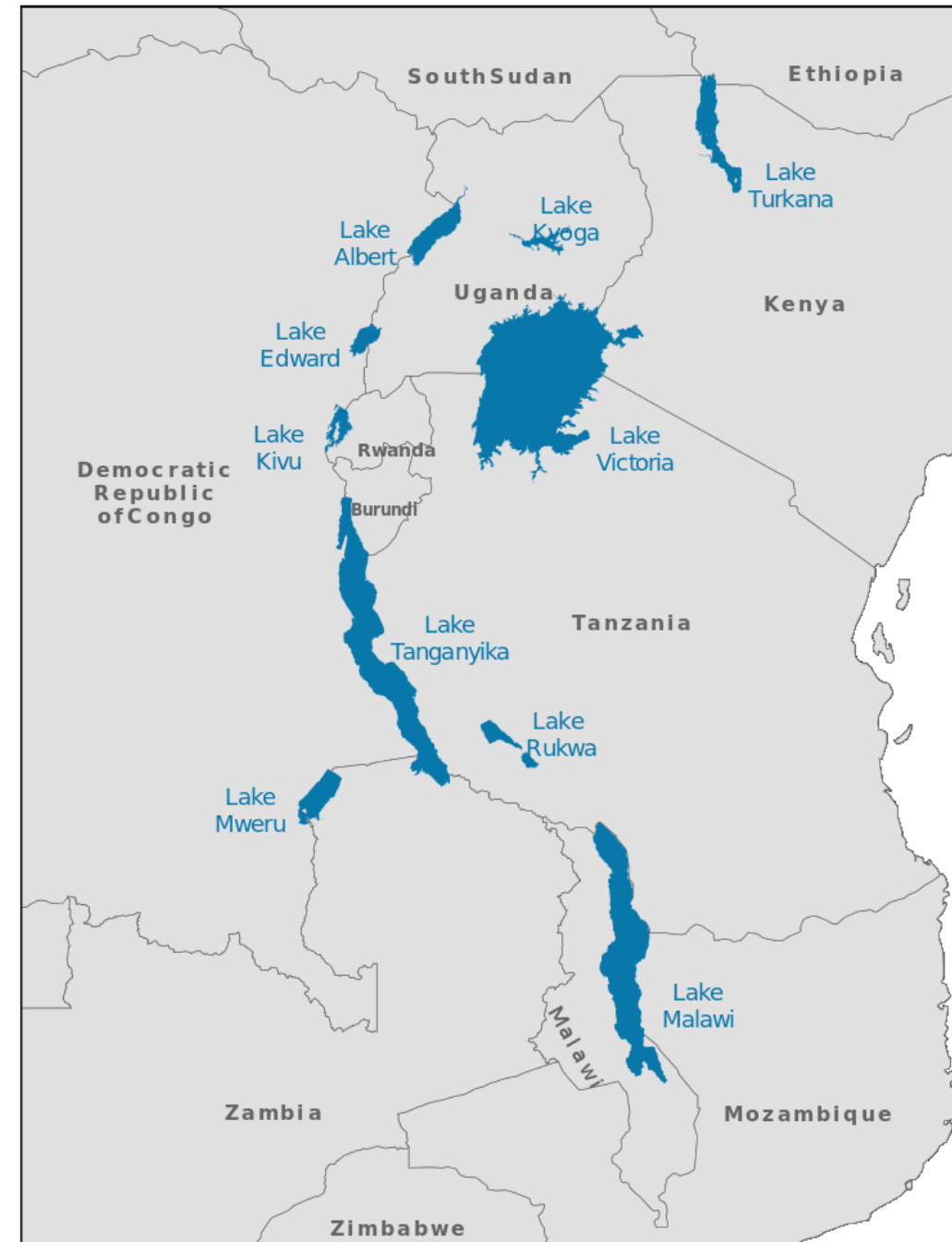
# REGIONAL SECURITY COMPLEX ES



Map 2. Patterns of Regional Security Post-Cold War

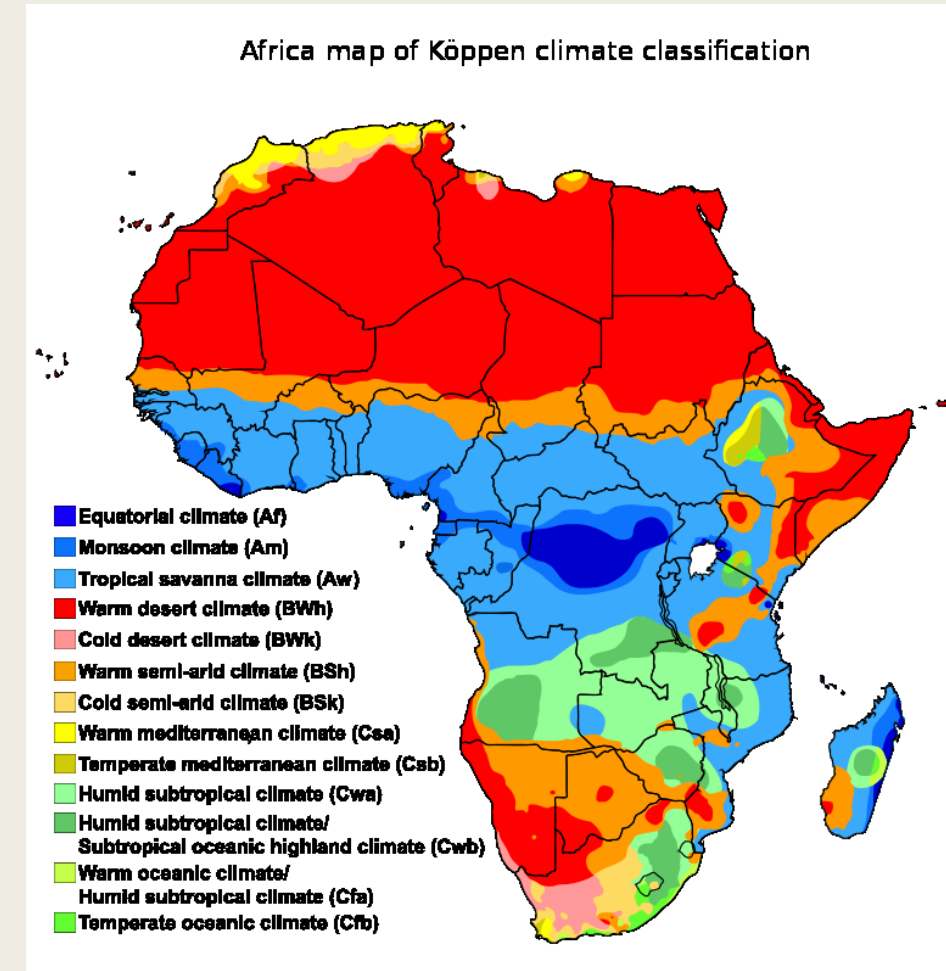
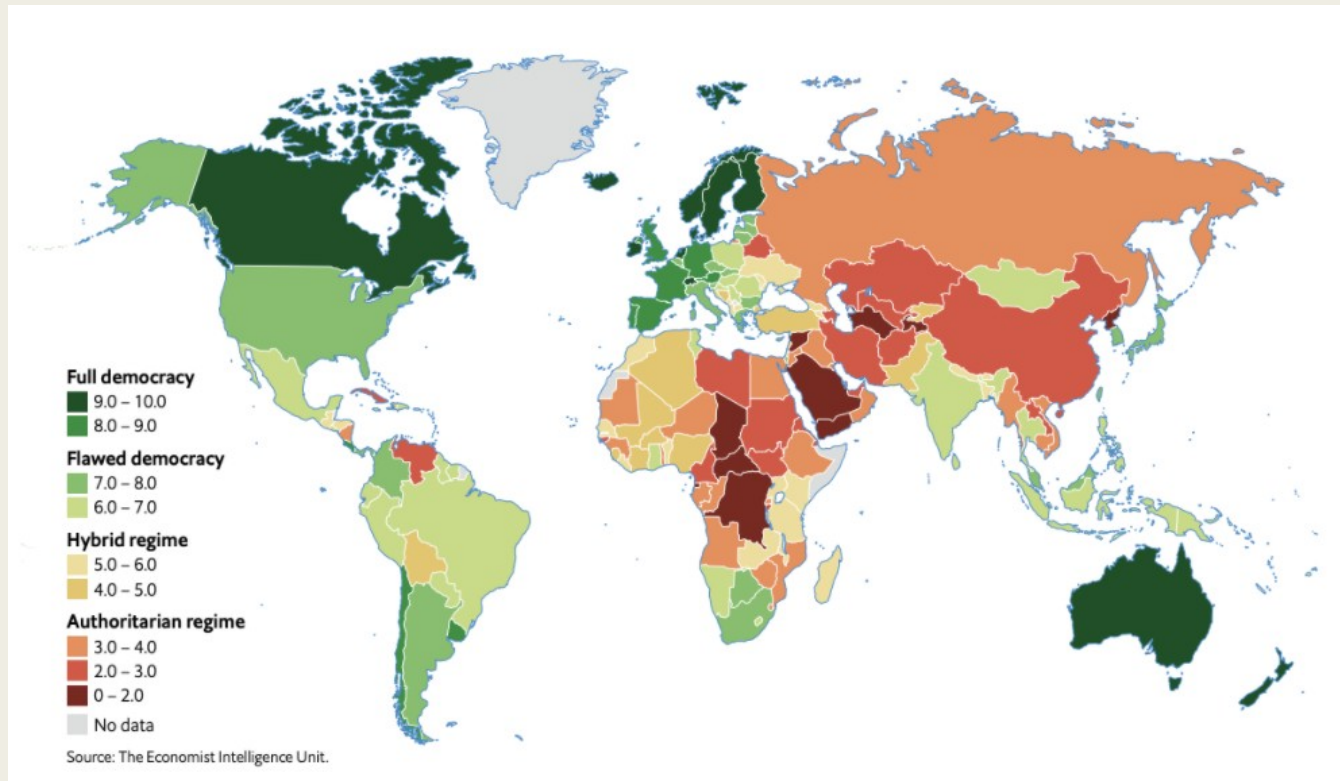
# Great Lakes Region

- Uganda, Burundi, Rwanda, Tanzania, DRC (Malawi, Kenya and Mozambique).
- International Conference on the Great Lakes (ICGLR) - Its founding history began in 2000 when the United Nations Security Council, as stated in its resolutions 1291 and 1304, called for an International Conference on peace, security, democracy and development in the Great Lakes region.

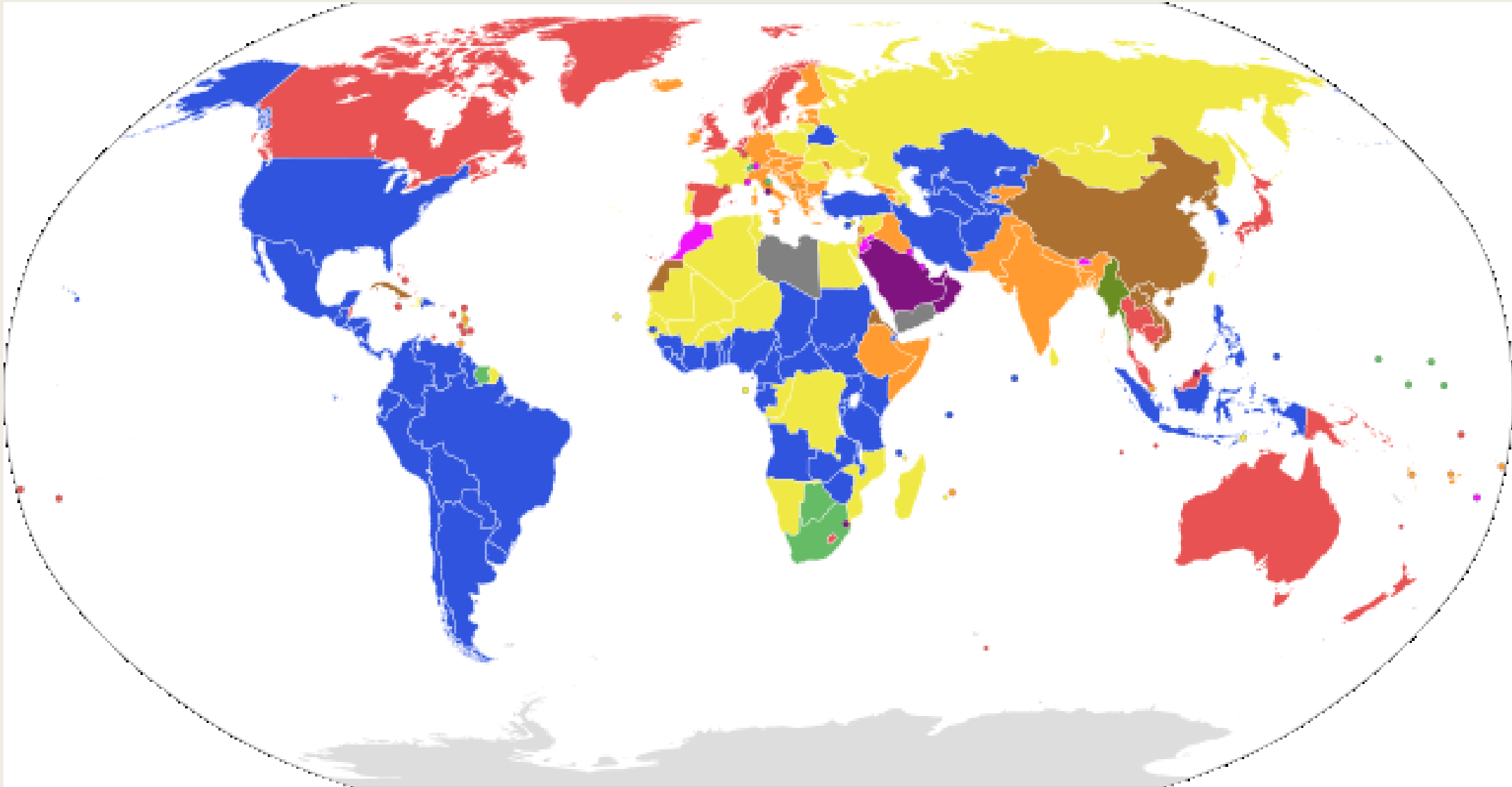


# Facts about GLR

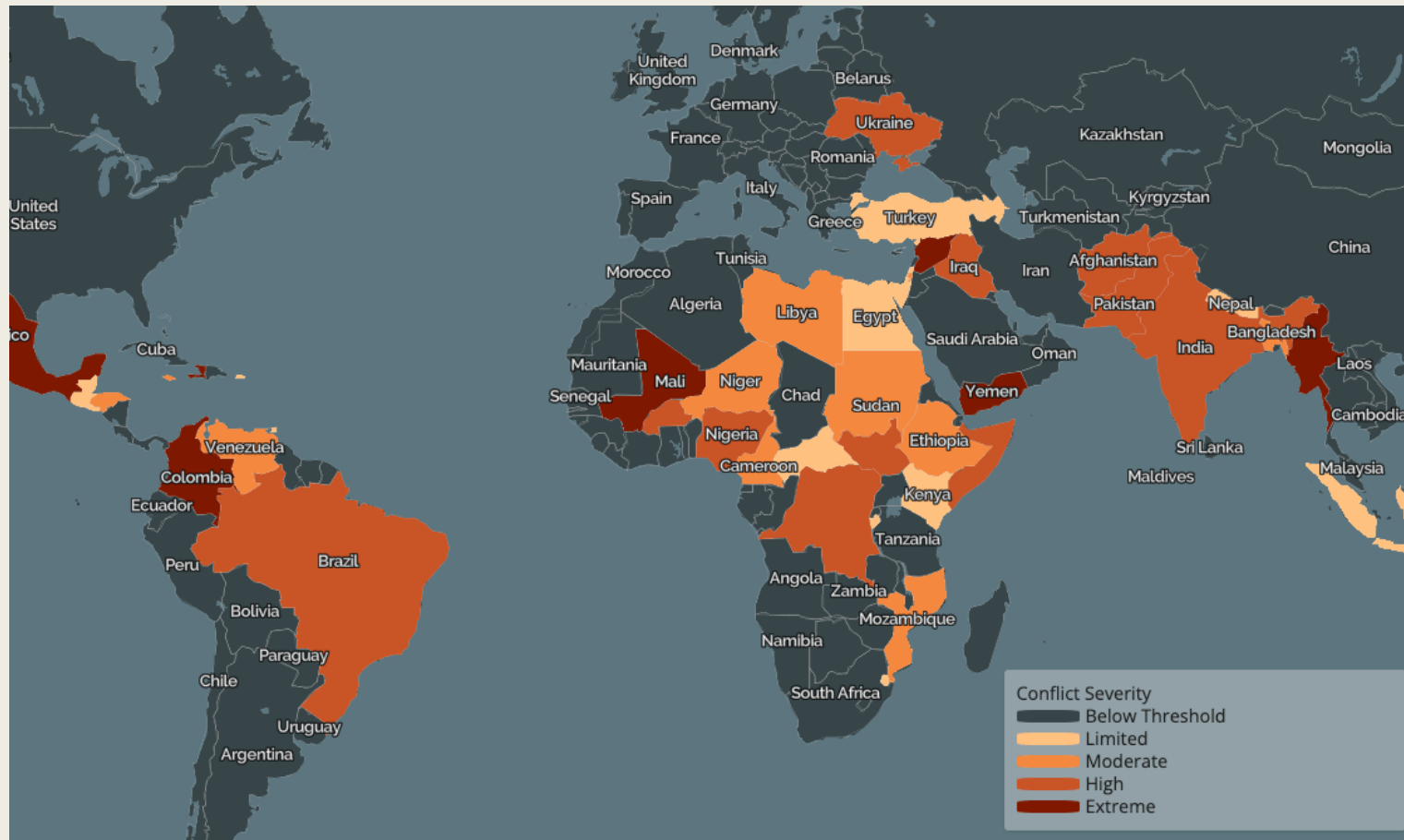
- Around 240 million inhabitants
- Geography - African Great Lakes - Victoria and Tanganyika, Mount Kilimanjaro (4,900 metres), high concentrations of wild animals (big five), Rwenzoris, Eastern Rift Mountains and Virunga Mountains
- FSI (FFP) – Burundi (24), Uganda (28), Rwanda (46), Tanzania (62), DRC (5).



# SA – Form of Government



# Conflict Map



# Uganda

- 48 mil inhabitants, Protestant 45.1%, Roman Catholic 39.3%, Muslim 13.7%
- Independence 1962
- Apollo Milton Obote x Idi Amin
- Kagera war
- Civil war 1980-1986 (Bush war)
- Lord's Resistance Army
- Involvement in the first and second civil wars in the DRC

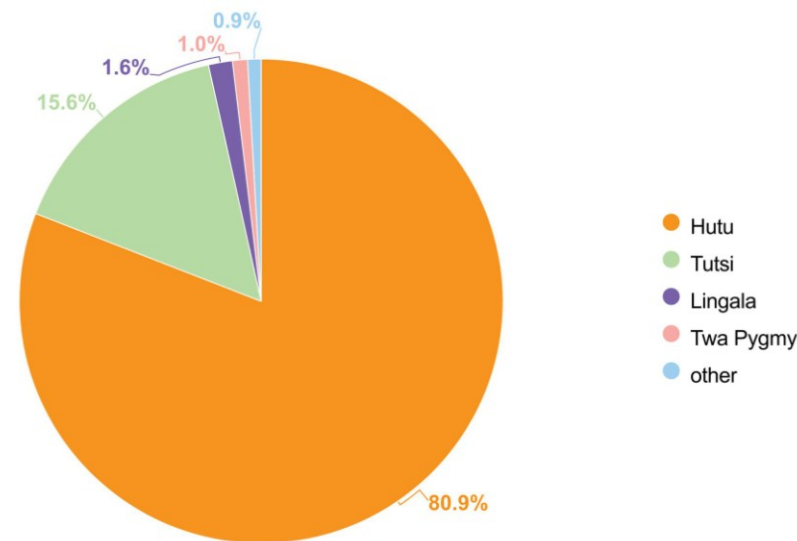
GROUP	%	GROUP	%
Baganda	16.2	Bagisu	5.1
Iteso	8.1	Acholi	4.4
Basoga	7.7	Lugbara	3.6
Banyankore	8.0	Banyoro	2.9
Banyaruanda	5.8	Batoro	3.2
Bakiga	7.1	Karamojong	2.0
Lango	5.6	Others (est.)	20.3





# Burundi

- 13 mil inhabitants, Roman Catholic 62.1%, Protestant 23.9%, Muslim 2.5%
- Ruanda-Urundi 1919-1962, Independence 1962
- UPRONA – Union for National Progress
- Civil war 1993-2005/08
- National Council for the Defense of Democracy–Forces for the Defense of Democracy (CNDD-FDD).
- Crisis 2015 - Pierre Nkurunziza x general Niyombare; Popular Force Imbonerakure.
- 2020 new president Évariste Ndayishimiye (CNDD-FDD)
- Gitega (New capital city)







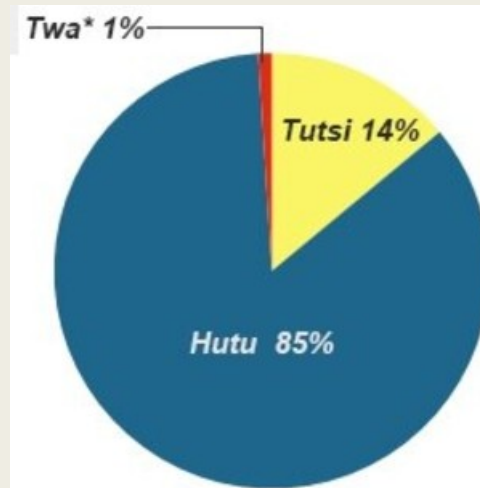
# Bujumbura vs. Gitega





# Rwanda

- 14 mil inhabitants, Protestant 49.5%, Roman Catholic 43.7%, Muslim 2%
- Independence 1962, MDR-Parmehutu
- The National Revolutionary Movement for Development (MRND) was the ruling political party of Rwanda from 1975 to 1994 under President Juvénal Habyarimana
- Civil war 1990-1994 (RPF – Rwandan Patriotic Front)
- Genocide 1994 (Interahamwe, Impuzamugambi x Inkotanyi)
- Involvement in the first and second civil wars in the DRC



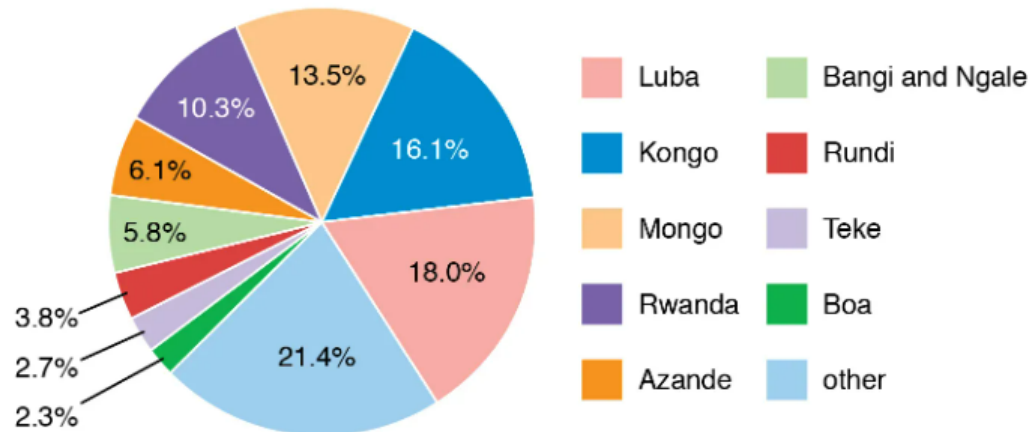
# Tanzania

- 67 mil inhabitants, Christian 61.4%, Muslim 35.2%
- Independence 1961, Creation of United Republic of Tanzania 1964
- Kagera war 1978-1979
- New capital city Dodoma
- John Magufuli x Samia Saluhu Hassan
- Chama Cha Mapinduzi (Tanganyika African National Union (TANU) + Afro-Shirazi Party)



# DRC

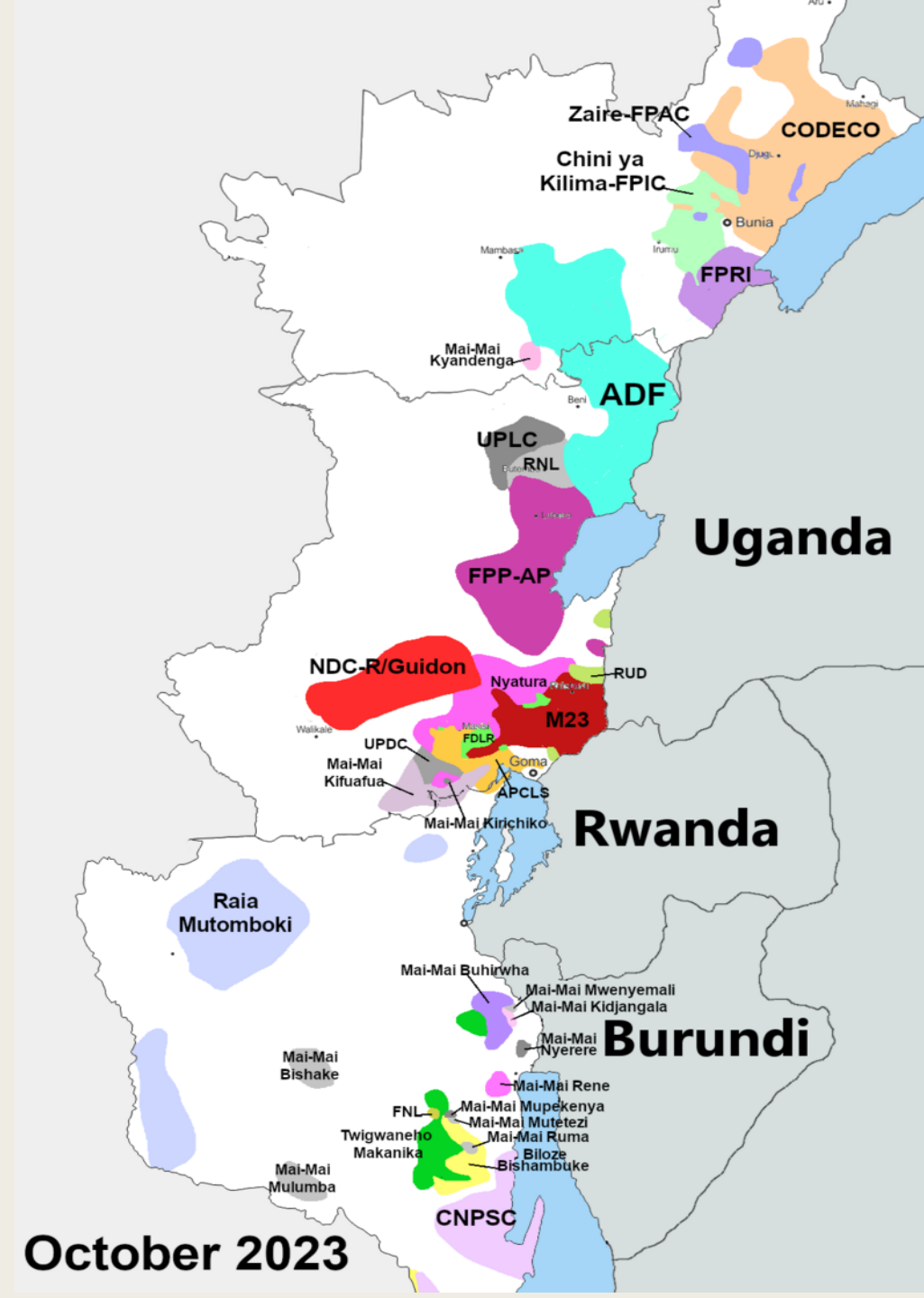
- 102 mil inhabitants, Christians constituted 93.7%
- Independence 1960
- First civil war 1996-1997
- Second civil war 1998-2003
- Alliance of Democratic Forces for the Liberation of Congo-Zaire (AFDLC)
- RCD - Congolese Rally for Democracy, MLC - Movement for the Liberation of Congo
- M23, Mai-Mai, CODECO
- Félix Tshisekedi





# DRC - Division between VNSAs

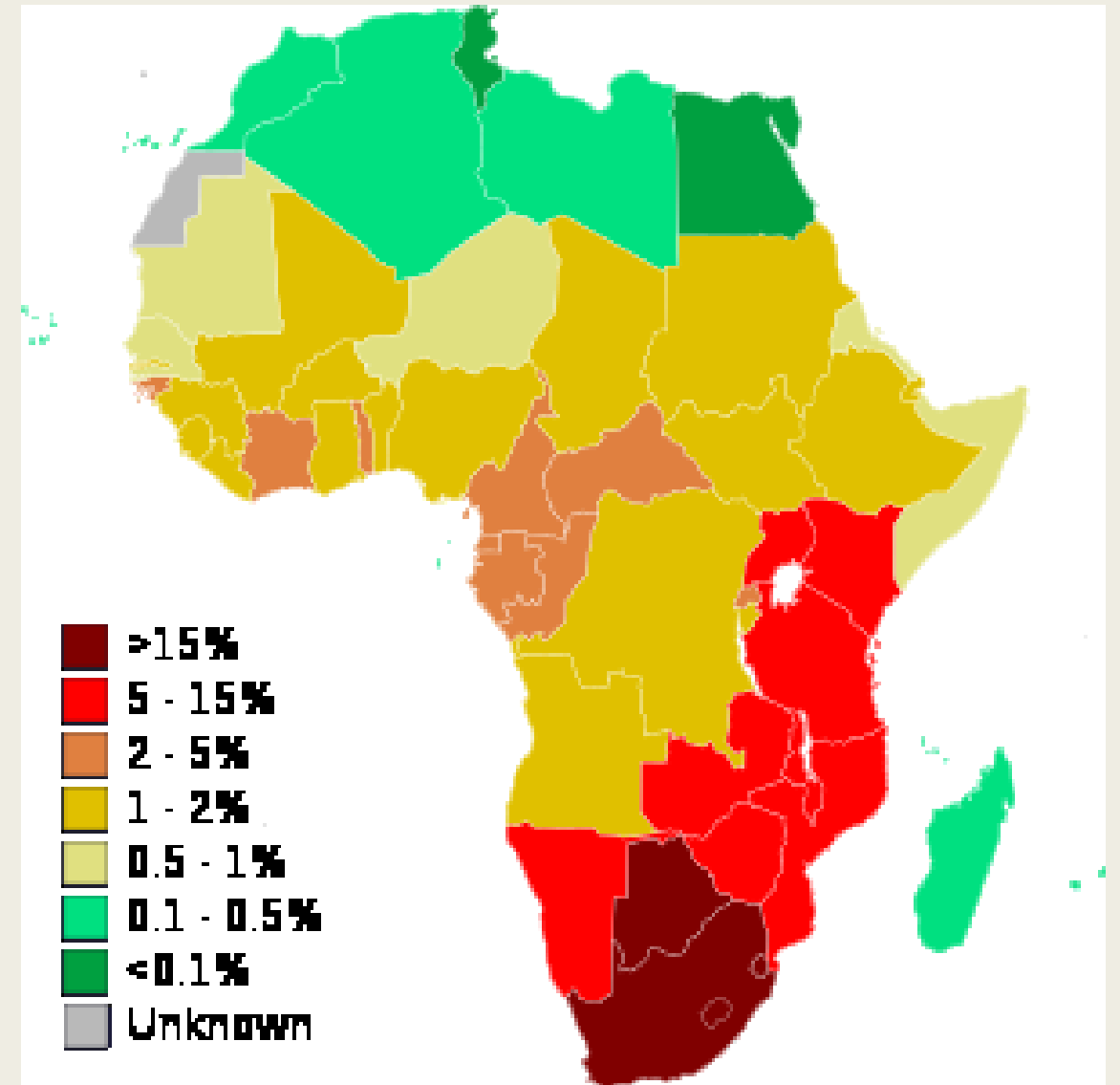
- Popular Forces for Peace – People's Army – FPP-AP
- NDC-R (Nduma Defense of Congo-Renovated)



October 2023

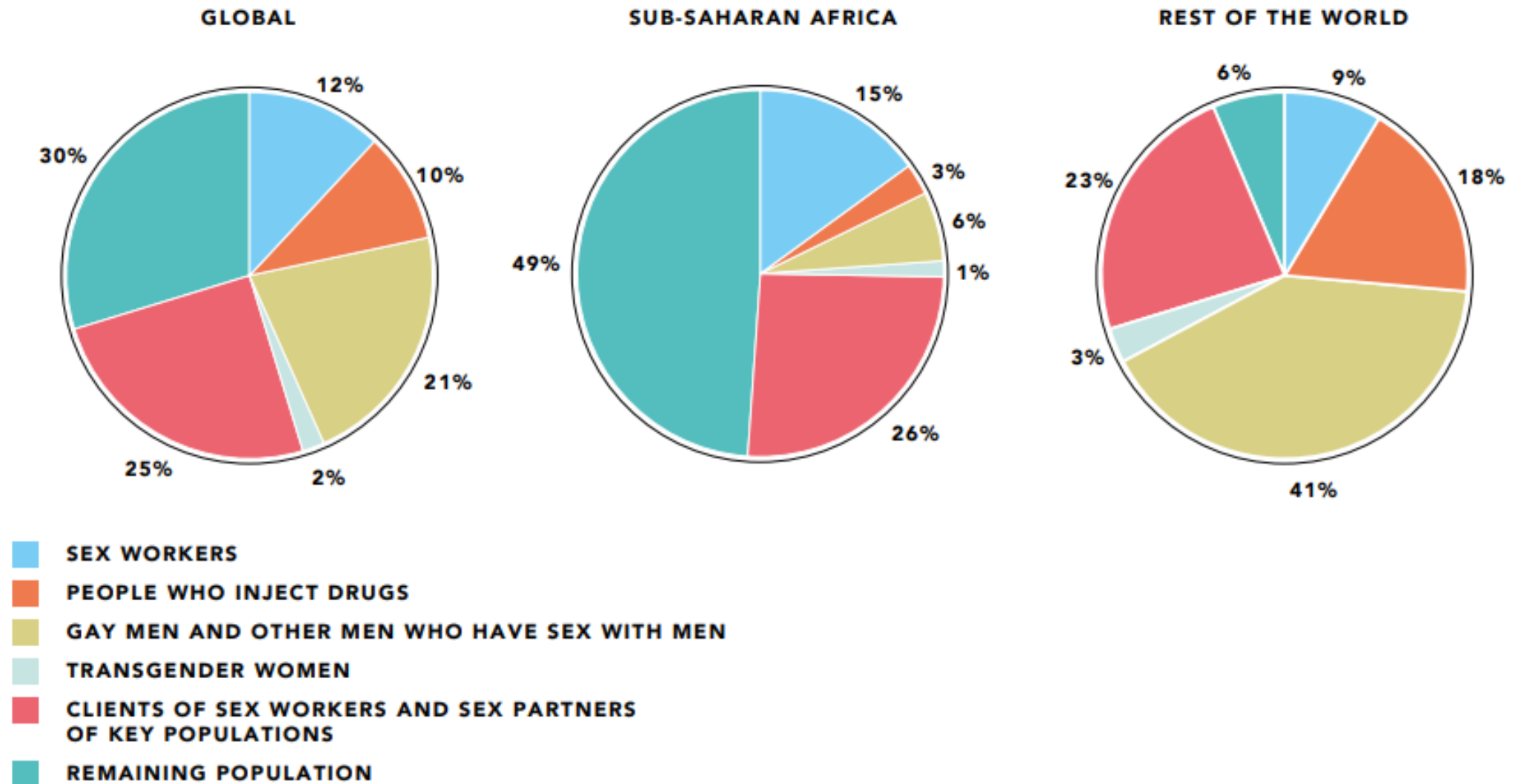
# HIV in Africa

State	% in the population
Eswatini	26%
Botswana	23,4%
South Africa	17%
Tanzania	5%
Rwanda	3%
Burundi	3%
Uganda	7%



# HIV/AIDS

**FIGURE 0.8** Distribution of acquisition of new HIV infections by population, global, sub-Saharan Africa and rest of the world, 2021





# HIV in Africa

- Bushmeat theory – Cameroon.
- 71% of the total HIV population lives in Sub-Africa.
- Desmond Tutu HIV Foundation .
- UNAIDS - Joint United Nations Programme on HIV/AIDS.
- Causes of expansion in Africa: behavioral factors, lack of money, natural disasters and conflicts, health industry, medical suspicion, circumcision?, religious factors, educational level, poverty.
- Armed conflict can increase the likelihood of exposure to HIV in the following ways:
  - a) Population displacement
  - b) Breakdown of traditional sexual norms
  - c) Vulnerability of women
  - d) Rape as a weapon of war
  - e) Collapse of health systems
  - f) Increased substance use
- Uganda – AIDS Information Centers, ABC Campaign



# Uganda – ABC Campaign



# HIV in Africa

- Justus Amuche Nweze - *HIV/AIDS in sub-Saharan Africa: Current status, challenges and prospects.*

Reasons for the high prevalence of HIV/AIDS in sub-Saharan Africa:

- a) The initial responses to HIV in Africa and the West
- b) Cultural behaviors and beliefs (*Postpartum sexual abstinence, Sexual cleansing, Virgin cleansing fable, Ritualised non-marital sexual intercourse*)
- c) Multiple sexual partners
- d) Poverty, conflict/war, migration, and HIV/AIDS
- e) Blood transfusion and HIV
- f) HIV/AIDS-associated stigma and discrimination



# Food Security - Definition

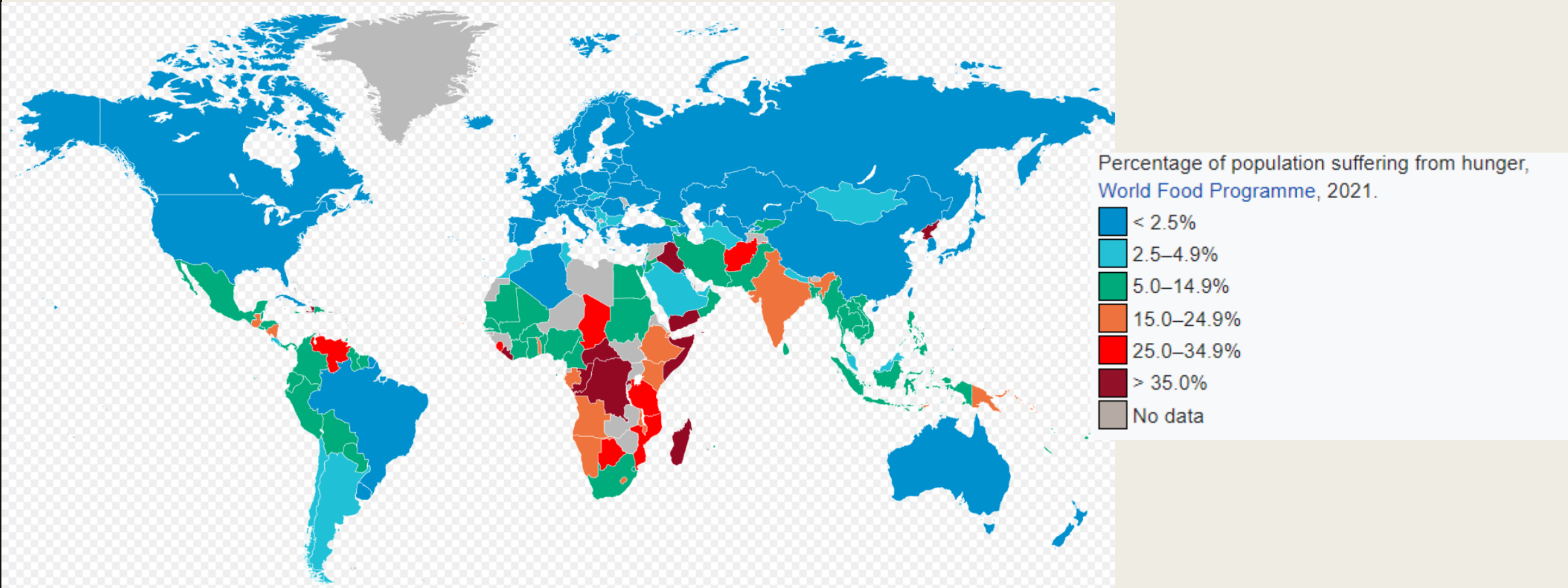
- ***“Food security exists when all people, at all times, have physical and economic access to sufficient safe and nutritious food that meets their dietary needs and food preferences for an active and healthy life.” 1996 World Food Summit.***
- ***“Food insecurity, on the other hand, is defined by the United States Department of Agriculture (USDA) as a situation of “limited or uncertain availability of nutritionally adequate and safe foods or limited or uncertain ability to acquire acceptable foods in socially acceptable ways.”***
- 4 Dimensions + 2 new dimensions (Agency and Sustainability).

From this definition, **four main dimensions of food security** can be identified:

Physical AVAILABILITY of food	Food availability addresses the “supply side” of food security and is determined by the level of food production, stock levels and net trade.
Economic and physical ACCESS to food	An adequate supply of food at the national or international level does not in itself guarantee household level food security. Concerns about insufficient food access have resulted in a greater policy focus on incomes, expenditure, markets and prices in achieving food security objectives.
Food UTILIZATION	Utilization is commonly understood as the way the body makes the most of various nutrients in the food. Sufficient energy and nutrient intake by individuals is the result of good care and feeding practices, food preparation, diversity of the diet and intra-household distribution of food. Combined with good biological utilization of food consumed, this determines the <i>nutritional status</i> of individuals.
STABILITY of the other three dimensions over time	Even if your food intake is adequate today, you are still considered to be food insecure if you have inadequate access to food on a periodic basis, risking a deterioration of your nutritional status. Adverse weather conditions, political instability, or economic factors (unemployment, rising food prices) may have an impact on your food security status.

For food security objectives to be realized, all four dimensions must be fulfilled **simultaneously**.

# Hunger in the World



# Food Security

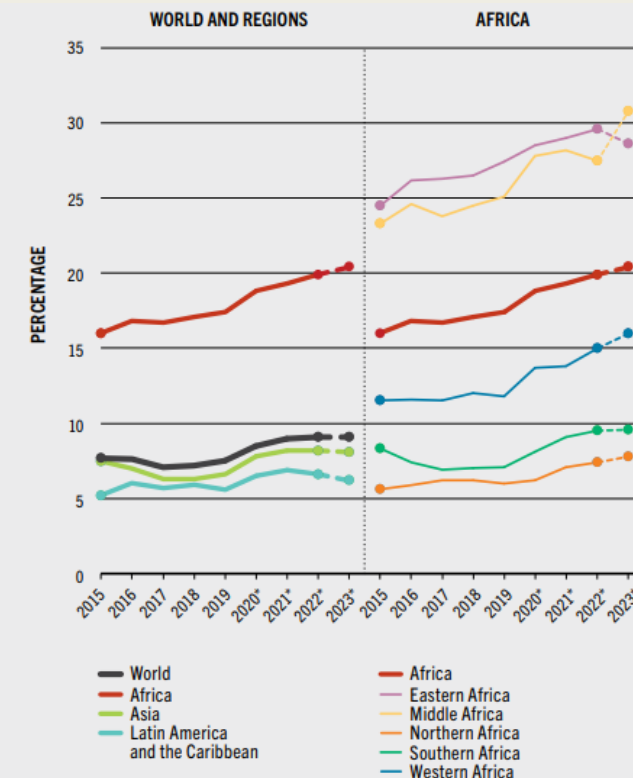
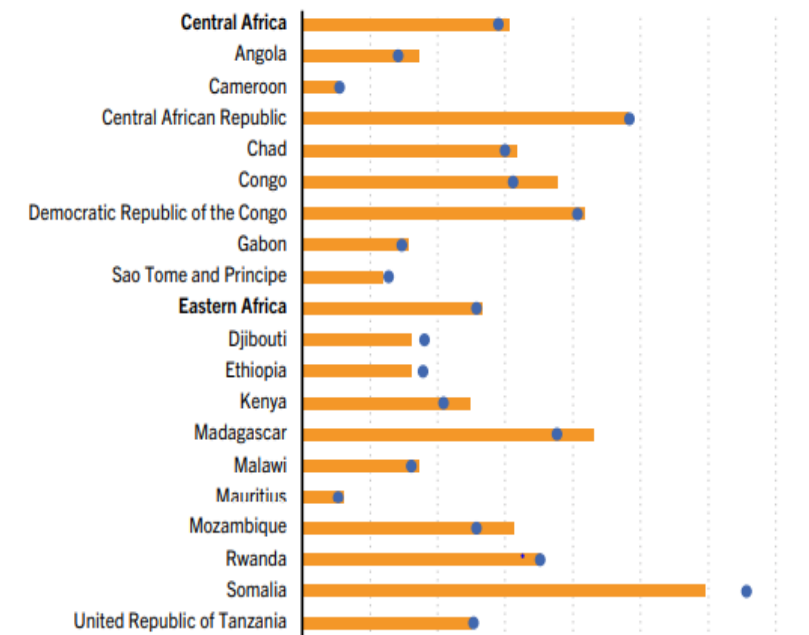
- 298.6 (384 worldwide) million people in Africa face hunger (2023).
- Food security situation is determined by several drivers including conflicts, climate variability and extremes, economic slowdowns and downturns, and the unaffordability of healthy diets.
- Food and Agriculture Organization of the United Nations, FAO (1945).
- The biggest deterioration occurred between 2019 and 2020.
- 138.5 million people live in Eastern Africa, followed by Western Africa (70.4 million), Middle Africa (62.2 million), Northern Africa (20.7 million) and Southern Africa (6.8 million).

**TABLE 1** PREVALENCE OF UNDERNOURISHMENT, 2005–2023

	Prevalence of undernourishment									
	2005	2010	2015	2017	2018	2019	2020*	2021*	2022*	2023*
	(%)									
<b>WORLD</b>	12.2	8.7	7.7	7.1	7.2	7.5	8.5	9.0	9.1	9.1
<b>AFRICA</b>	19.9	15.9	16.0	16.7	17.1	17.4	18.8	19.3	19.9	20.4
Northern Africa	7.8	6.2	5.6	6.2	6.2	6.0	6.2	7.1	7.4	7.8
Sub-Saharan Africa	23.0	18.2	18.4	19.2	19.6	20.0	21.7	22.1	22.7	23.2
Eastern Africa	32.2	24.4	24.5	26.3	26.5	27.4	28.5	29.0	29.6	28.6
Middle Africa	33.7	22.7	23.3	23.8	24.5	25.1	27.8	28.2	27.5	30.8
Southern Africa	4.7	7.1	8.3	6.9	7.0	7.1	8.1	9.1	9.5	9.6
Western Africa	12.2	11.6	11.5	11.5	12.0	11.8	13.7	13.8	15.0	16.0

# Food Security

- FAO highlights four factors having a negative impact on food security in Africa:
- a) Conflict: Prolonged or new conflicts disrupt food production, markets, and access, displacing millions and exacerbating hunger.
- b) Climate variability and extremes: Changes in climate patterns, including droughts, floods, and extreme weather, reduce agricultural productivity and increase food insecurity.
- c) Economic slowdowns and downturns: Global economic instability, exacerbated by events like COVID-19, has led to reduced income and employment opportunities, limiting access to nutritious food.
- d) Structural challenges: These include ineffective governance, policies that fail to address systemic issues in agriculture and food distribution and entrenched social inequalities.



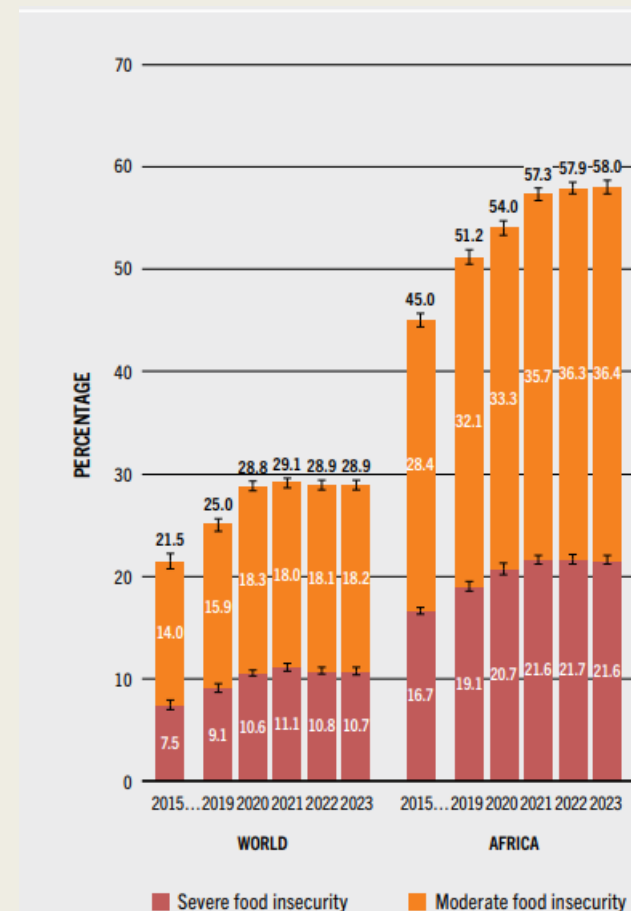
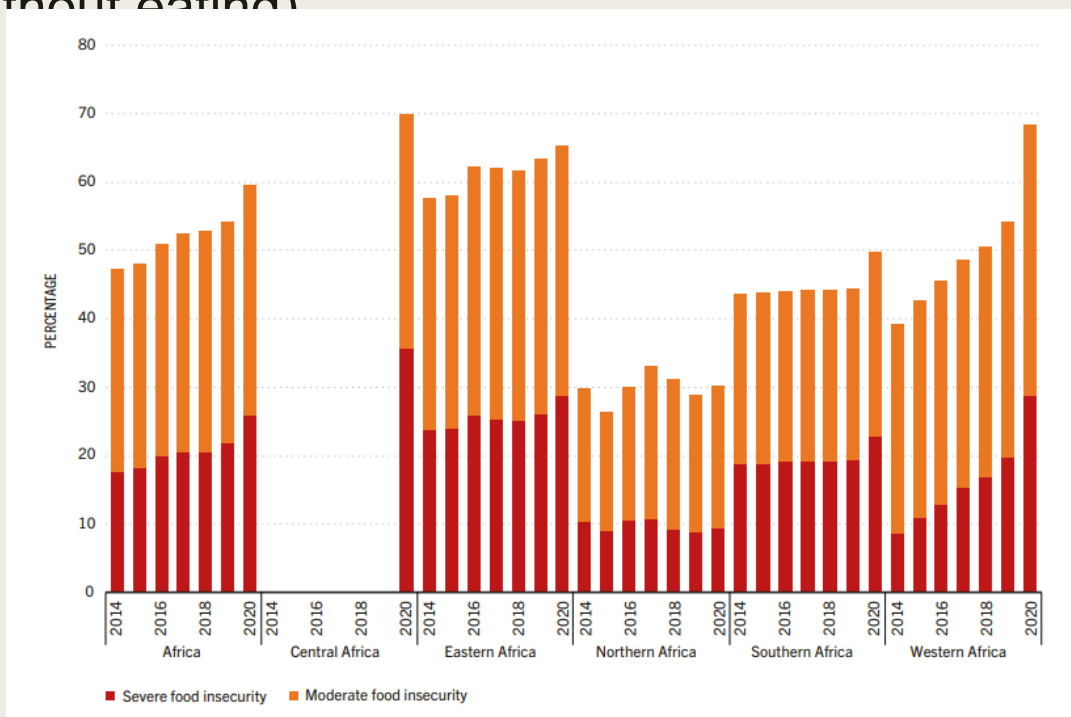


# Food Security

## ■ The Food Insecurity Experience Scale - (FIES) :

a) Moderate food insecurity (uncertain ability to obtain food and have been forced to reduce, at times over the year, the quality and/or quantity of food they consume due to lack of money or other resources.

b) Severe food insecurity (run out of food, experienced hunger and, at the most extreme, have gone for days without eating)



# Food Security

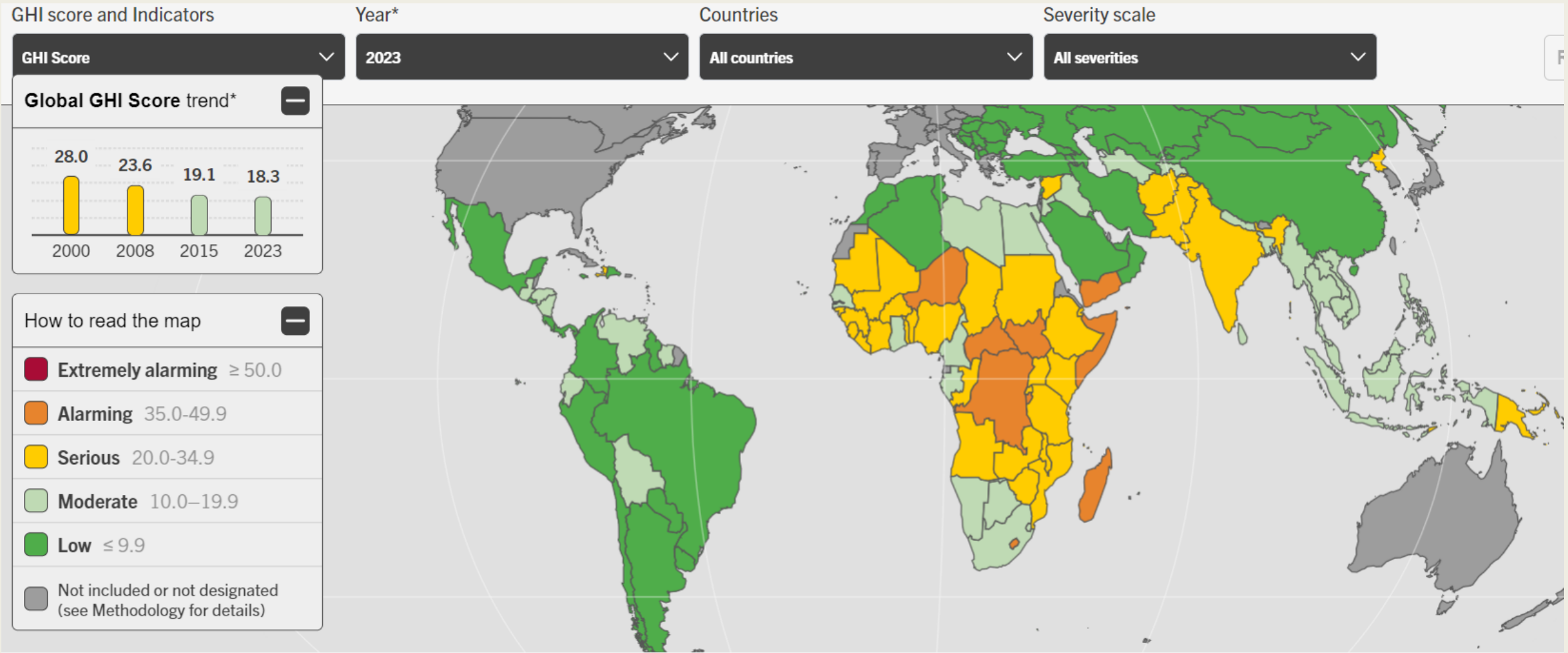
- Food security and nutrition indicators:
  - a) Undernourishment
  - b) Food Insecurity Experience Scale
  - c) Stunting, wasting and overweight in children under five years of age (Data from WHO)
  - d) Low birthweight (under 2,5kg)
  - e) Adult obesity (BMI index,)
  - f) Anaemia in women of reproductive age (hemoglobin concentration less than 120 g/L)
  - g) Exclusive breastfeeding (Exclusive breastfeeding for infants under 6 months)

# Food Security

- Shared vision of humanity and a social contract between the world's leaders.







# Global Hunger Index



- Around 20% of people in Africa are facing chronic hunger, compared with only 10% globally.
- Russia's war on Ukraine has exacerbated food supply problems, while climate change and the pandemic have also contributed.

# Global Hunger Index

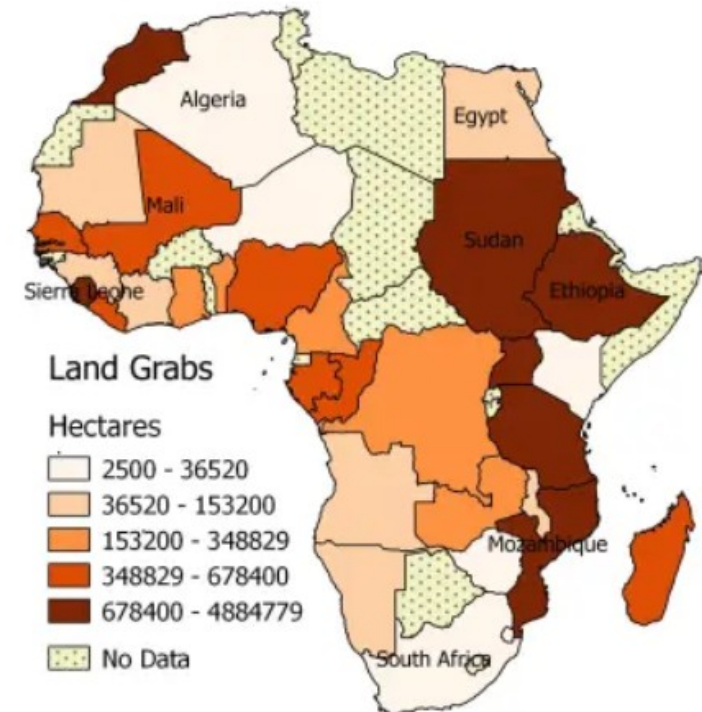
 Undernourishment	 Child stunting	 Child wasting	 Child mortality
<ul style="list-style-type: none"><li>• Measures inadequate food access, an important indicator of hunger</li><li>• Refers to the entire population, both children and adults</li><li>• Is used as a lead indicator for international hunger targets, including Sustainable Development Goal 2 (Zero Hunger)</li></ul>	<ul style="list-style-type: none"><li>• Go beyond calorie availability, consider aspects of diet quality and utilization</li><li>• Reflect children's particular vulnerability to nutritional deficiencies</li><li>• Are sensitive to uneven distribution of food within the household</li><li>• Are used as nutrition indicators for SDG 2 (Zero Hunger)</li></ul>		<ul style="list-style-type: none"><li>• Reflects that death is the most serious consequence of hunger, and children are the most vulnerable</li><li>• Improves the GHI's ability to reflect deficiencies of essential vitamins and minerals</li><li>• Stunting and wasting only partially capture the mortality risk of undernutrition</li></ul>

# Land Grabbing: A New Challenge to Global Food Security

Table 5.1 Recently Signed “Land Grab” Deals

<i>Investor</i>	<i>Type of investor</i>	<i>Target country</i>	<i>Plot size (ha)</i>
Bahrain	government	Philippines	10 000
China	private entity (ZTE)	DR Congo	2 800 000
China	private entity (ZTE)	Laos	700 000
China	government	Zimbabwe	101 171
Egypt	government	Sudan	Unspecified (land to grow 2 million tons of wheat annually)
India	private companies	Ethiopia	359 100
Jordan	government	Sudan	25 000
Libya	government	Mali	100 000
Libya	government	Ukraine	250 000
Qatar	government	Kenya	40 000
Qatar	government	Philippines	100 000
Saudi Arabia	private company	Sudan	9 200–10 117
South Korea	private company	Sudan	690 000
Switzerland	private company	Sierra Leone	26 000
UAE	private company	Pakistan	324 000
UAE	government	Sudan	378 000
UK	private company	Ukraine	100 000

## Land Grabs in Africa



Thank you for your  
attention