

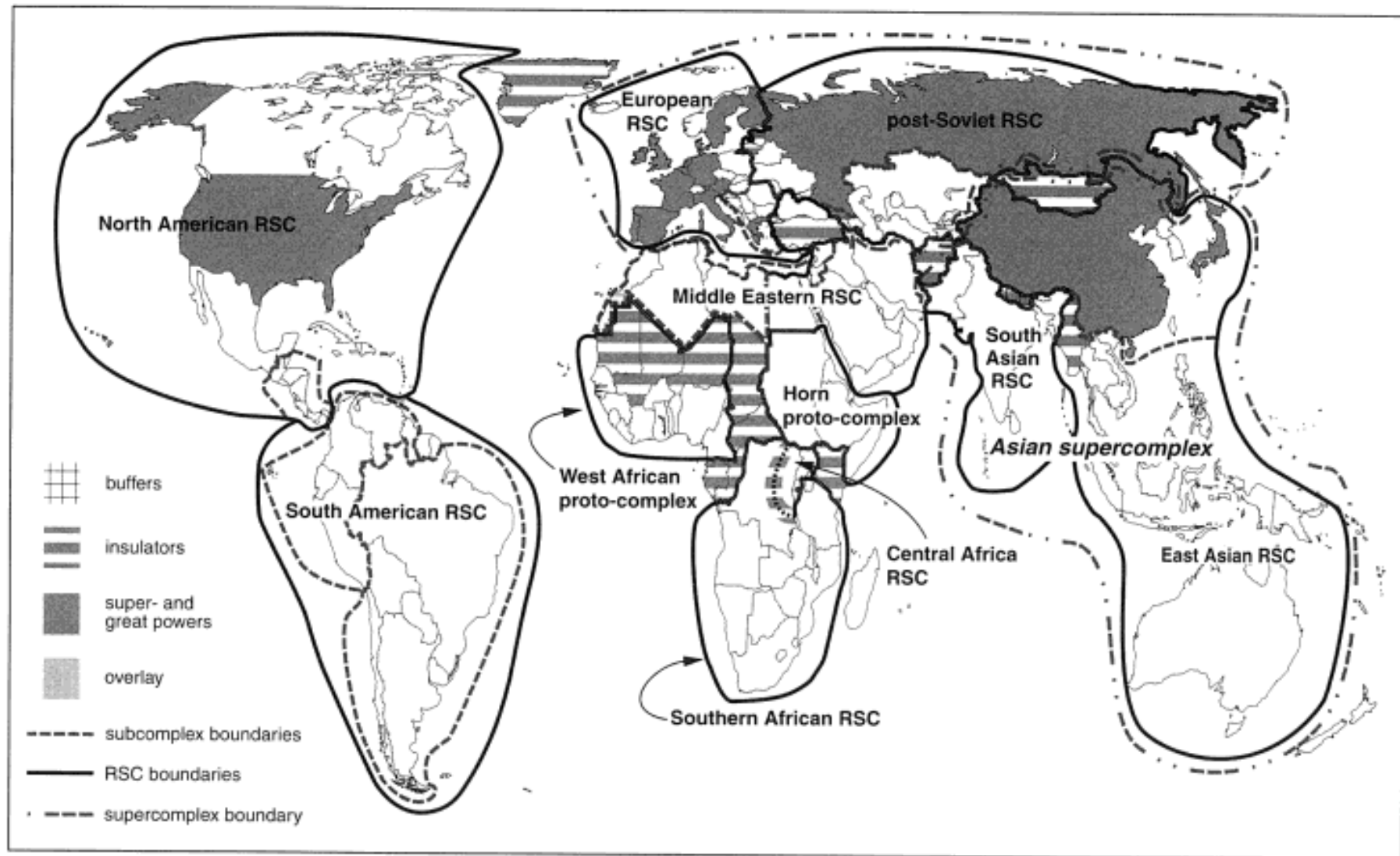


# **REGION OF SOUTHERN AFRICA (LAND ISSUES)**

Lucie Konečná

BSSn4457 Regional Security Complexes

09/11/2023



Map 2. Patterns of Regional Security Post-Cold War

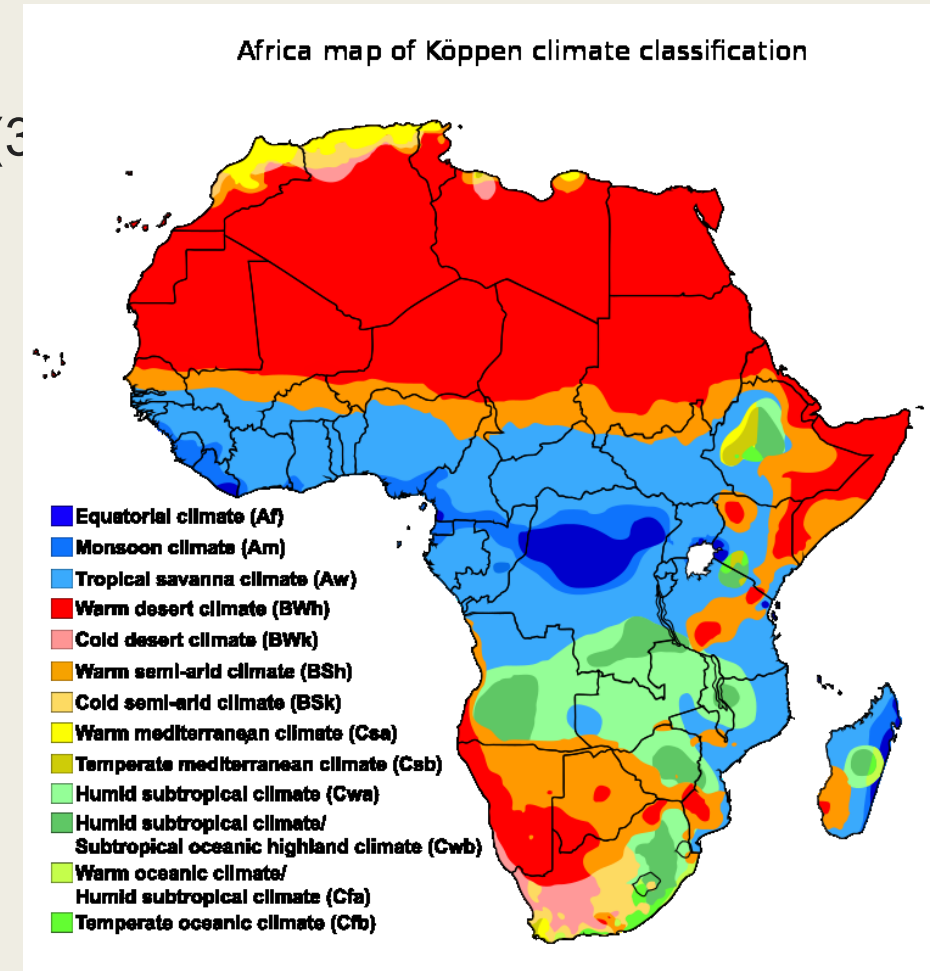
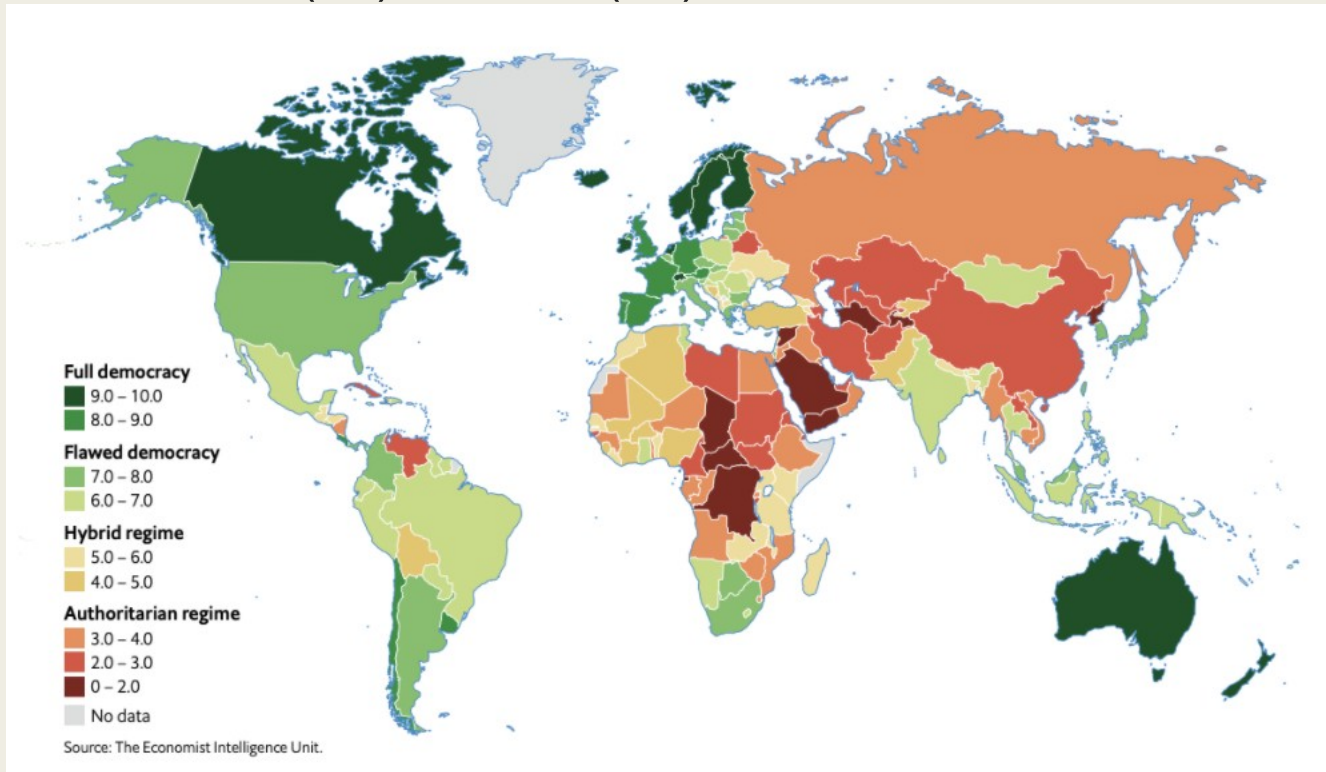


# Southern African Region

- SADC vs. SACU

# Facts about SAR

- NG – South Africa, Malawi, Botswana, Namibia, Zimbabwe, Zambia, Mozambique, Angola, Lesotho and Eswatini.
- Population - 187 mil (SA 60 mil)
- <https://fragilestatesindex.org/analytics/fsi-heat-map/>
- FSI (FFP) – Zimbabwe (16), Mozambique (21), Angola (3), Zambia (48), Malawi (43).









**Angola**  
Score: 19/100  
Rank: 165/180

**Botswana**  
Score: 61/100  
Rank: 34/180

**Cabo Verde**  
Score: 57/100  
Rank: 45/180

**Cote d'Ivoire**  
Score: 35/100  
Rank: 105/180

**Democratic Republic of the Congo**  
Score: 20/100  
Rank: 161/180

**Equatorial Guinea**  
Score: 16/100  
Rank: 172/180

**Guinea**  
Score: 28/100  
Rank: 138/180

**Guinea Bissau**  
Score: 16/100  
Rank: 172/180

**Kenya**  
Score: 27/100  
Rank: 144/180

**Libya**  
Score: 17/100  
Rank: 170/180

**Malawi**  
Score: 32/100  
Rank: 120/180

**Mozambique**  
Score: 23/100  
Rank: 158/180

**Namibia**  
Score: 53/100  
Rank: 52/180

**Nigeria**  
Score: 27/100  
Rank: 144/180

**Rwanda**  
Score: 56/100  
Rank: 48/180

**Senegal**  
Score: 45/100  
Rank: 67/180

**Seychelles**  
Score: 66/100  
Rank: 28/180

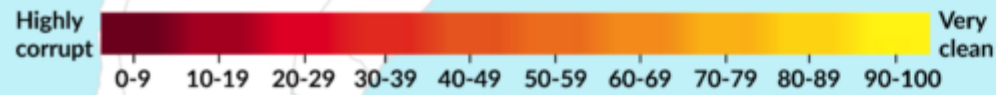
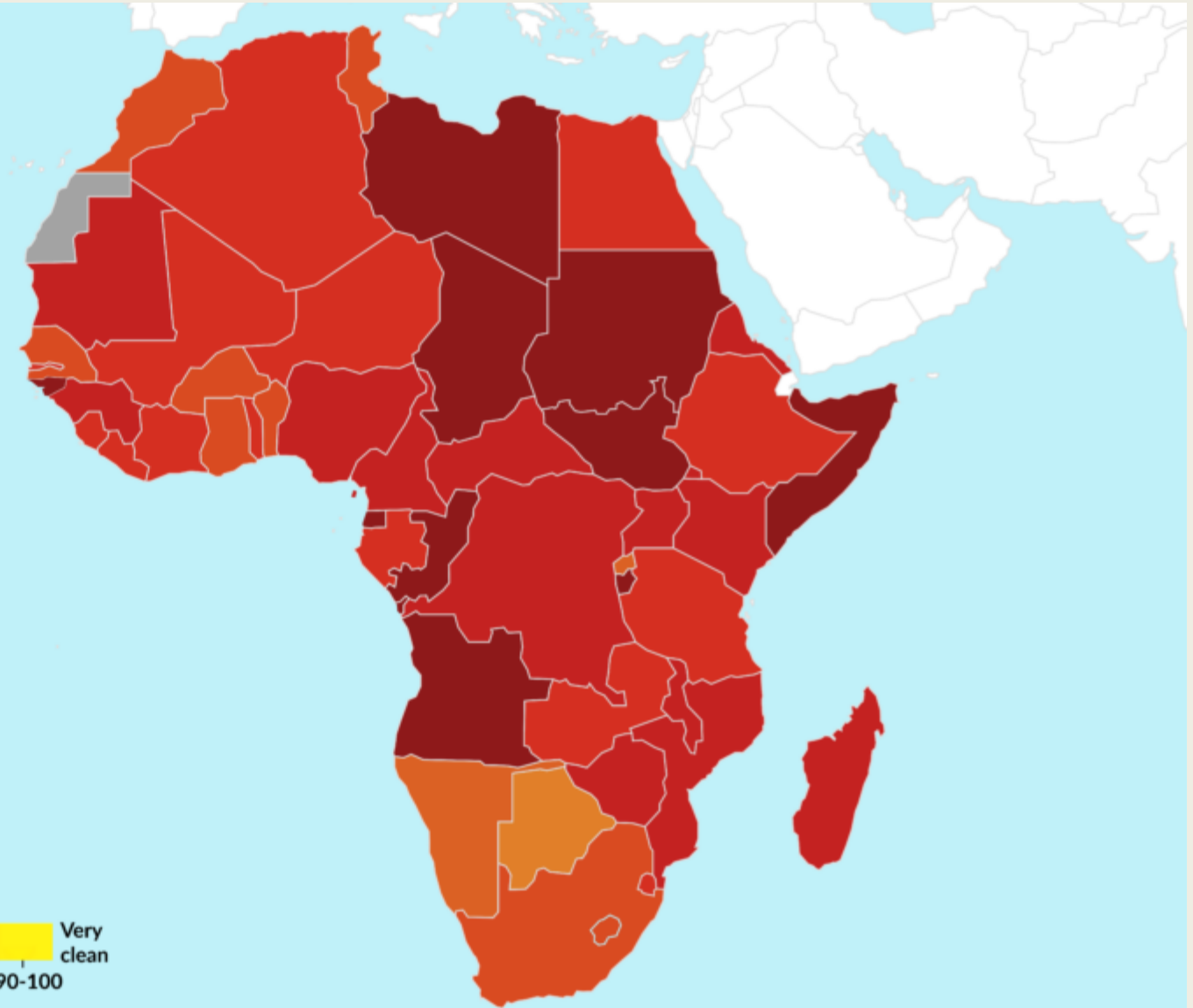
**Somalia**  
Score: 10/100  
Rank: 180/180

**South Africa**  
Score: 43/100  
Rank: 73/180

**South Sudan**  
Score: 13/100  
Rank: 178/180

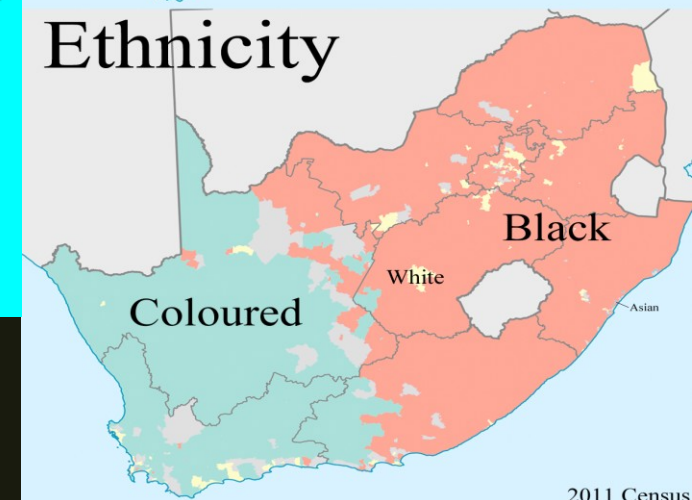
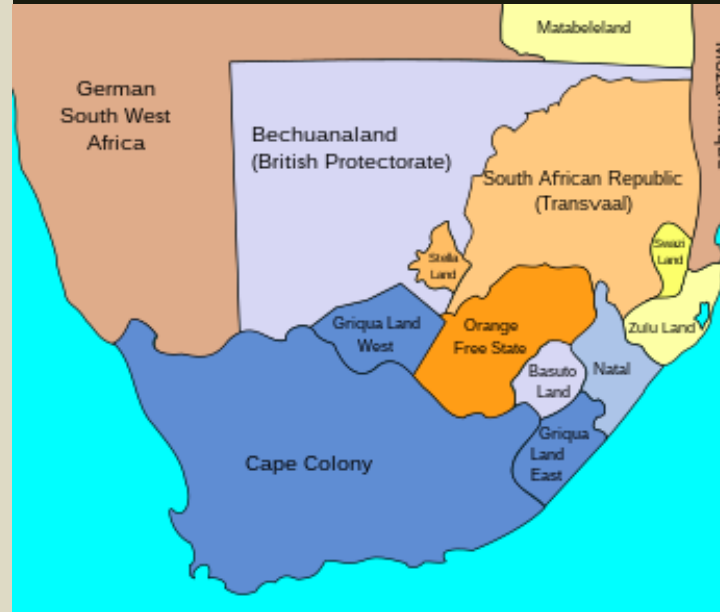
**Sudan**  
Score: 16/100  
Rank: 172/180

**Tanzania**  
Score: 36/100  
Rank: 99/180



# South Africa

- 60 mil inhabitants, Christianity 78%
- Anglo-Zulu war, Boer wars.
- Union of South Africa 1910, Apartheid 1948, RSA 1961.
- African National Congress (ANC).
- South African Border War.





# Eswatini and Lesotho

- Kingdom, absolute monarchy
- 1,2 mil inhabitants, Christianity 90%.
- Independence 1968.
- Constitutional monarchy.
- 2,2 mil inhabitants, Christianity 95%.
- Independence 1966.





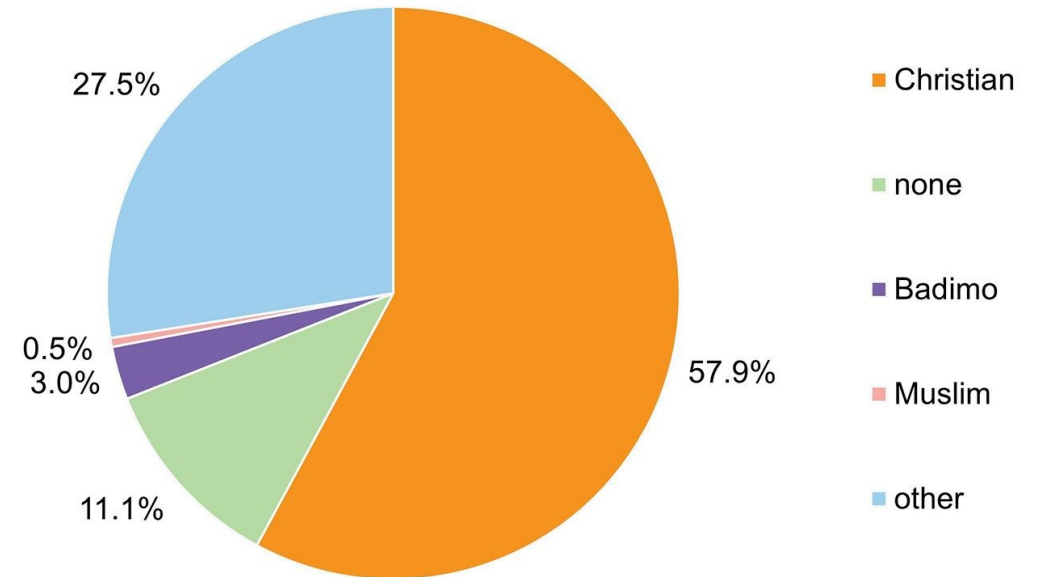
# Namibia

- 2,5 mil inhabitants, Christianity 90%.
- South African Border War (1966-1990)
- Independence 1990.
- Caprivi War 1999 - CLA Caprivi Liberation Army.
- SWAPO - South-West African People's Organization

# Botswana

- 2,5 mil inhabitants, Christianity 58%
- 1885 Bechuanaland.
- Independence 1966.
- Botswana Democratic Party (BDS).
- The lowest perceived corruption ranking and the highest level of democracy.
- Tswana 79%, Kalanga 11%, San 3%

Botswana Religious affiliation (2011)

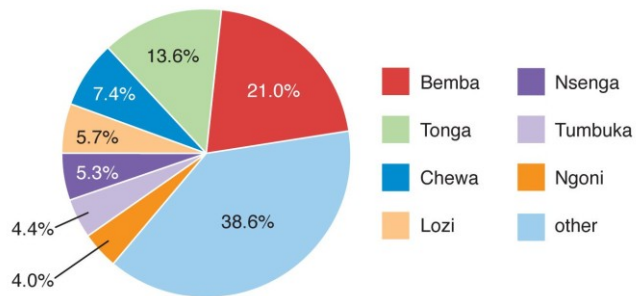




# Zambia

- 18,5 mil inhabitants, Christianity 95,5%.
- Barotseland-North-Western Rhodesia and North-Eastern Rhodes 1911 Northern Rhodesia, 1953-1963 the Federation of Rhodesia and Nyasaland.
- Independence 1964.
- United National Independence Party (UNIP), Kenneth Kaunda, 1964-1991.
- Change of political regime 1991.
- Movement for Multi-Party Democracy (1991-2011), Patriotic Front (2011-2021), United Party for National Development (2021-).

Ethnic composition (2010)

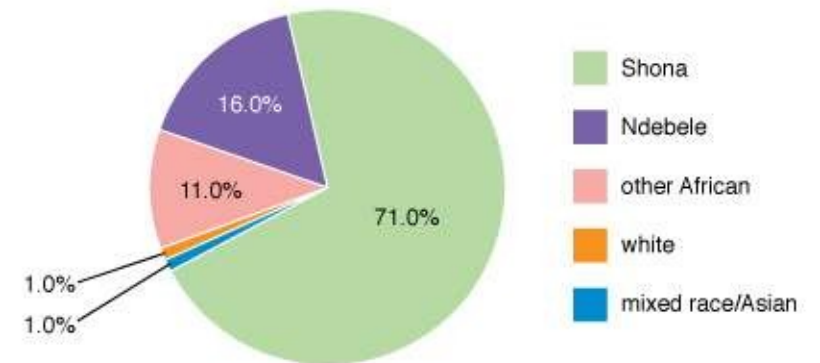


# Zimbabwe

- 15 mil inhabitants, Christians constituted 86%
- 1923 Southern Rhodesia.
- Rhodesian Bush War 1964-1979 (ZANU, government forces – Rhodesian Front led Ian Smith/Abela Muzorewa, ZAPU-Zimbabwe African People's Union).
- Independence 1965/1980 (In 1965, the white separatist minority government unilaterally declared independence).
- Riots in Matabele (1980-1988), Gukurahundi genocide, ZAPU (Michael Nkomo) + ZANU.
- Zimbabwe African National Union – Patriotic Front (ZANU-PP) Robert Mugabe 1987-2017, Emmerson Mnangagwa.



Ethnic composition (2003)





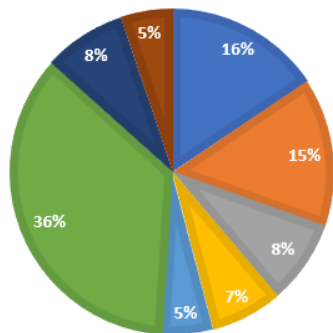


# Mozambique

- 32 mil inhabitants, Christianity 60%, Islam 19%,
- Independence 1975 - FRELIMO - Liberation Front of Mozambique.
- Civil war 1977-1992 (RENAMO - Mozambican National Resistance vs. FRELIMO).
- 1994 – first multiparty elections.
- RENAMO insurgency (2013–2021).
- Conflict in Cabo Delgado (2017 -).

ETHNICITY IN MOZAMBIQUE

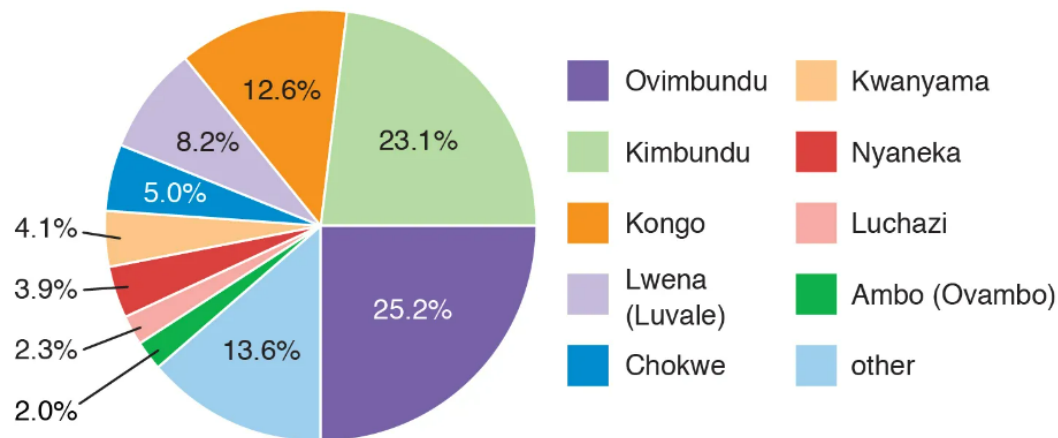
■ Makuana ■ Makua ■ Tsonga ■ Lomwe ■ Tswa ■ Others ■ Sena ■ Chwabo



# Angola

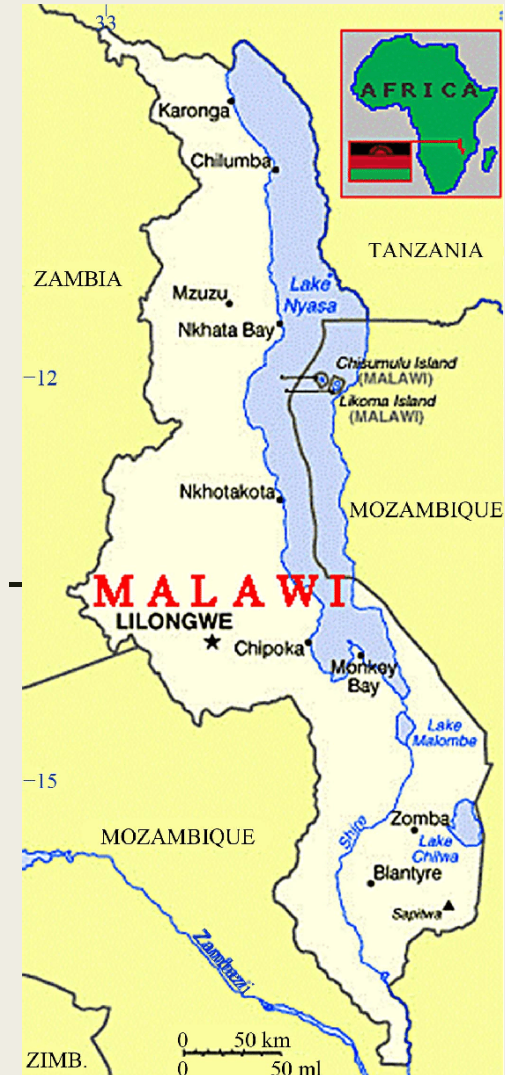


- 33 mil inhabitants, Christians constituted 92 %.
- Angolan War of Independence 1961-1974.
- Independence 1975.
- Civil war 1975 – 2002 (People's Movement for the Liberation of Angola MPLA, National Union for the Total Independence of Angola UNITA, National Front for the Liberation of Angola FNLA)
- Cabinda War (Front for the Liberation of the Enclave of Cabinda FLEC).
- José Eduardo dos Santos (MPLA) 1979 – 2017, João Lourenço



# Malawi

- 19,9 mil inhabitants, Christians constituted 77 %, Muslims 14%.
- 1907 British protectorate Nyasaland, 1953 Federation of Rhodesia and Nyasaland.
- 1964 independence, Malawi Congress Party (MCP) – one-party system until 1993.
- United Democratic Front 1994 – 2009, Democratic Progressive Party 2009 –
- Tanzania–Malawi dispute over Nyasa/Malawi lake.



# Territorial Disputes among States

## PARTITION OF AFRICA 1885 - 1914

- Colonial Powers**
- British
  - French
  - German
  - Portuguese
  - Italian
  - Belgian
  - Spanish
  - Independent



# White Genocide/Land Reforms

- Land reforms in SA – 1996 (87% owned by White), 2012 (67% owned by White), 1997 White Paper on Land Reform, 2011 Green Paper on Land Reform, since 2017 attempts of Land Expropriation without Compensation (LEWC).
- Land reforms in Namibia - "Willing buyer, willing seller" principle applies, Land Reform Act of 1995 – three pillars, 2004 land value tax.
- Land reforms in Zimbabwe – Lancaster House Agreement 1980, Zimbabwean Land Acquisition Act of 1992, Zimbabwe National Liberation War Veterans Association (ZNLWVA), 2005 – Constitutional amendment Fast Track.
- Situation in Zambia and Botswana.
- SA police definition on Farm attack: *„Attacks on farms and smallholdings refer to acts aimed on the persons of residents, workers and visitors to farms and smallholdings, whether with the intent to murder, rape, rob or inflict bodily harm. In addition, all actions aimed at disrupting farming activities as a commercial concern, whether for motives related to ideology, labour disputes, land issues, revenge, grievances or intimidation, should be included.“*



# White Genocide

- 2001 - Committee of Inquiry into Farm Attacks.
- The number of farmers of European descent had decreased by one third since 1997.
- Creation of private armed patrols - „Farmwatch“
- Protests Cape Town and Prayer meeting in Bloemfontein 2017, murder of Klapmuts farmer Joubert Conradie, #BlackMonday convoy, 2020 Senekal, 2022 Kirkwood
- Motives for farm attacks: pervasiveness of violence, increasing poverty, unemployment and socio-economic crisis, retaliation, history of land dispossession and forceful evictions, untenable labour practices and labour-employers power relations, free access to armament, failed land reform schemes, breakdown of community policing, and ineffective security apparatus.

08-10-2020

Haha...yes who would have known?! All the racist blacks & woke whites are suddenly very outspoken about rioting - NOW it's wrong!!!

[twitter.com/LoneStar\\_Skye/...](https://twitter.com/LoneStar_Skye/)

08-10-2020

Great to see South Africans suddenly become such an anti-rioting, law-abiding and property-respecting nation.

White people should've flipped a police vehicle decades ago.





*Tweet categorising farm attacks as hate crimes*



Year	Farm attacks	Farm murders
2011	96	48
2012	174	53
2016	357	70
2021	415	55
2022	333	50
2023	153*	33*

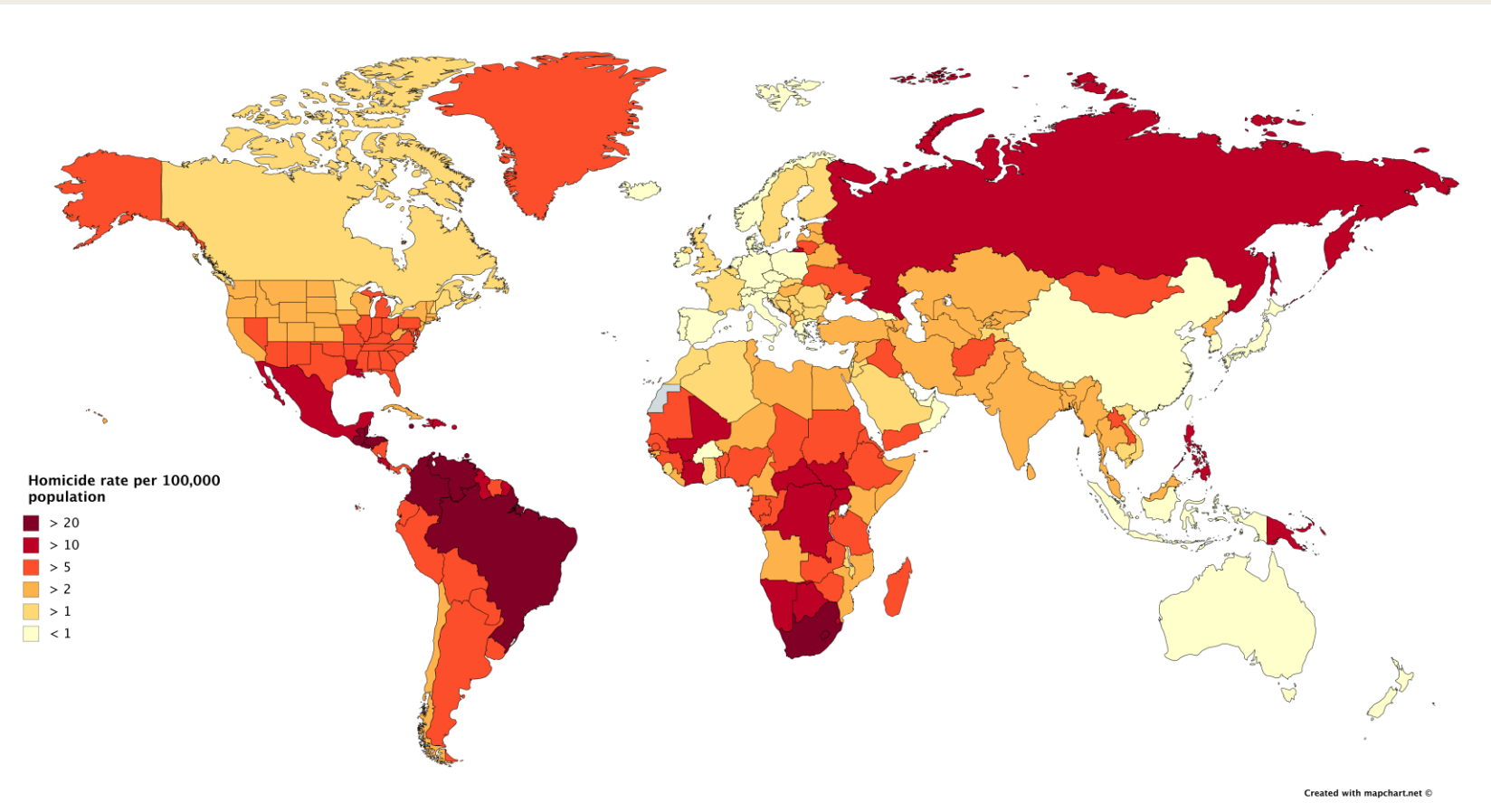
**Table 3: Trends in the prosecution of alleged attackers on farms**

Escaped	52%
Apprehended	45%
Arrested	41%
Released	7%
Charged	39%
Appeared in Court	29%
Convicted	23%
Sentenced	23%

# Julius Malema

- Economic Freedom Fighters (EFF) – 2013
- Was elected to a seat in the National Assembly in 2014, re-elected in 2019
- "Kill the Boer, Kill the Farmer,,
- Hate speech, threats to journalists
- Charged with fraud, money-laundering and racketeering (case was dismissed by the courts in 2015 due to excessive delays by the National Prosecuting Authority)





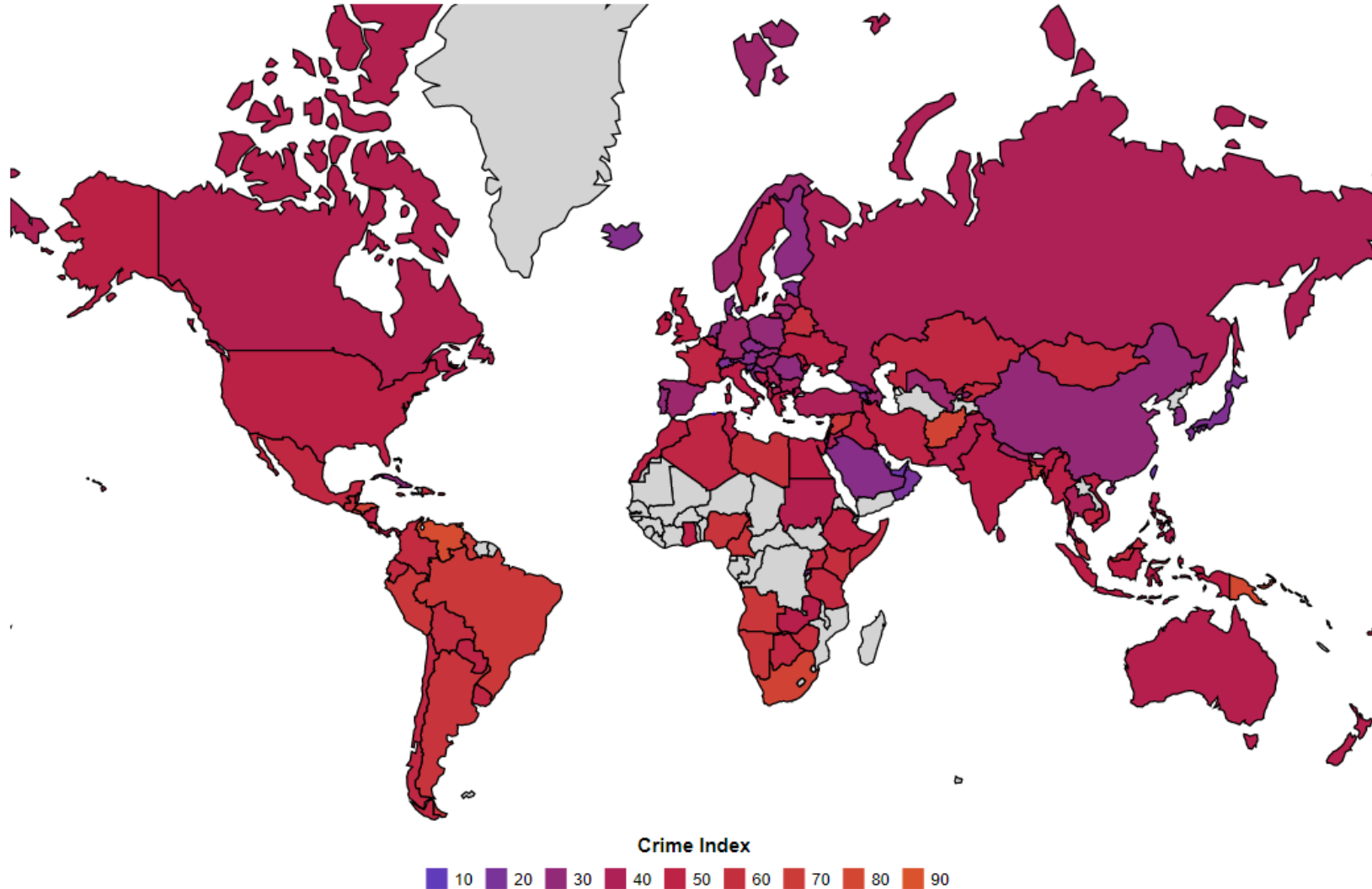
## High Level of Criminality

- Crime rate: SA 76,80 (3rd), Namibia 65,2 (15th), Angola 66,4 (13th), Botswana 52 (42nd), Zimbabwe 59 (25th), Zambia 43 (74th).
- 1 919 495 serious crimes were reported in SA in 2020.



# High Level of Criminality

Crime Rate by Country 2022



1. Venezuela (83.76)
2. Papua New Guinea (80.79)
3. South Africa (76.86)
4. Afghanistan (76.31)
5. Honduras (74.54)
6. Trinidad and Tobago (71.63)
7. Guyana (68.74)
8. El Salvador (67.79)
9. Brazil (67.49)
10. Jamaica (67.42)

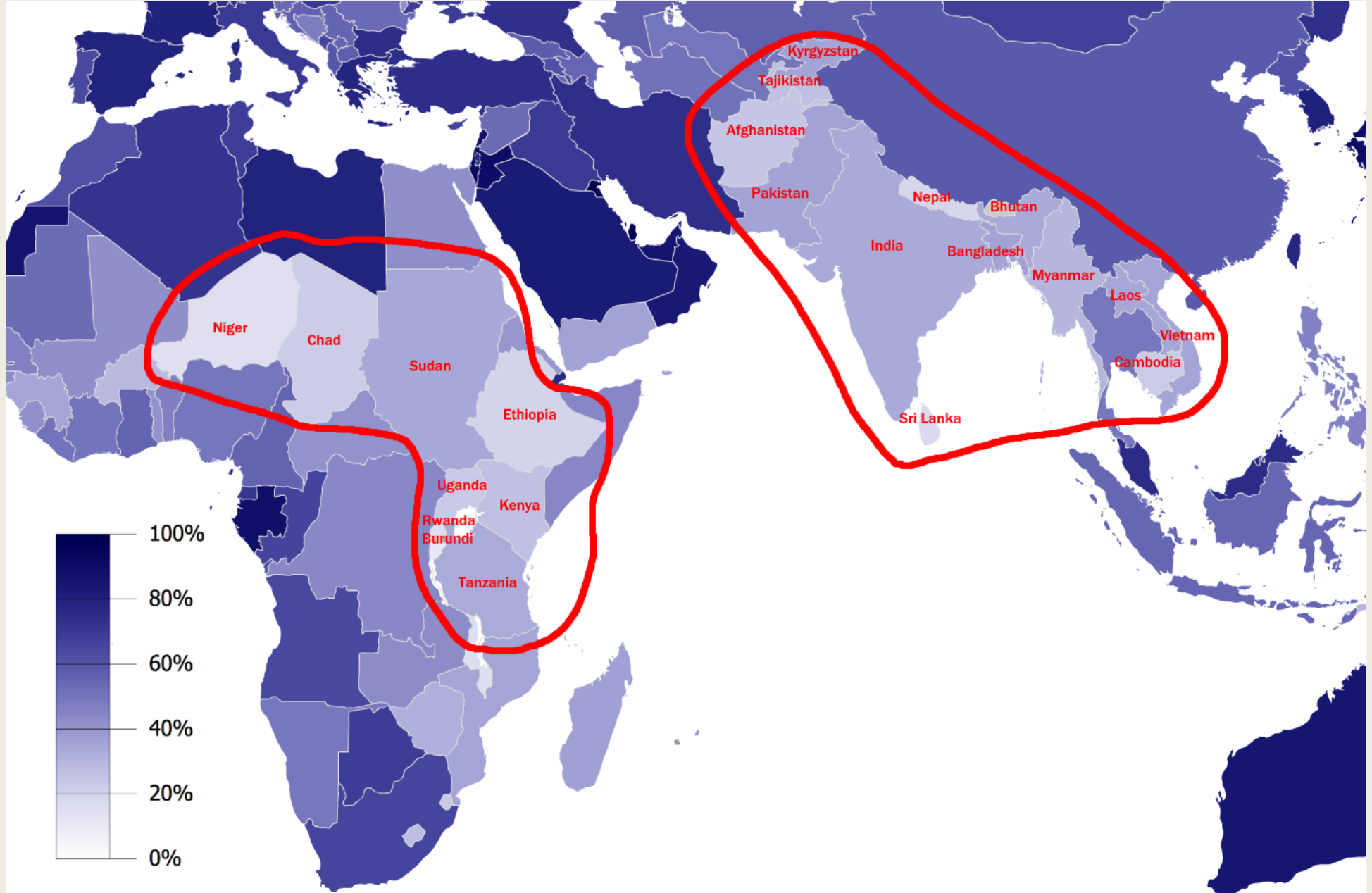
# High Level of Criminality

CRIME CATEGORY	2010/2011	2011/2012	2012/2013	2013/2014	2014/2015	2015/2016	2016/2017	2017/2018	2018/2019	2019/2020	Case Diff	% Change
<b>CONTACT CRIMES ( CRIMES AGAINST THE PERSON)</b>												
Murder	15 893	15 554	16 213	17 023	17 805	18 673	19 016	20 336	21 022	21 325	303	1,4%
Sexual Offences	64 921	60 539	60 888	56 680	53 617	51 895	49 660	50 108	52 420	53 293	873	1,7%
Attempted murder	15 360	14 730	16 236	16 989	17 537	18 127	18 205	18 233	18 980	18 635	-345	-1,8%
Assault with the intent to inflict grievous bodily harm	197 470	191 612	185 050	182 333	182 556	182 933	170 616	167 352	170 979	166 720	-4 259	-2,5%
Common assault	184 103	180 165	171 653	166 081	161 486	164 958	156 450	156 243	162 012	165 494	3 482	2,1%
Common robbery	54 442	52 566	53 196	53 505	54 927	54 110	53 418	50 730	51 765	51 825	60	0,1%
Robbery with aggravating circumstances	101 039	100 769	105 488	118 963	129 045	132 527	140 956	138 364	140 032	143 990	3 958	2,8%
<b>Total Contact Crimes ( Crimes Against The Person)</b>	<b>633 228</b>	<b>615 935</b>	<b>608 724</b>	<b>611 574</b>	<b>616 973</b>	<b>623 223</b>	<b>608 321</b>	<b>601 366</b>	<b>617 210</b>	<b>621 282</b>	<b>4 072</b>	<b>0,7%</b>
<b>Total Sexual Offences</b>												
Rape	48 158	47 069	48 408	45 349	43 195	41 503	39 828	40 035	41 583	42 289	706	1,7%
Sexual Assault	7 006	7 194	6 967	6 597	6 087	6 212	6 271	6 786	7 437	7 749	312	4,2%
Attempted Sexual Offences	3 599	3 535	3 293	2 913	2 641	2 573	2 073	2 066	2 146	2 076	-70	-3,3%
Contact Sexual Offences	6 158	2 741	2 220	1 821	1 694	1 607	1 488	1 221	1 254	1 179	-75	-6,0%
<b>Total Sexual Offences</b>	<b>64 921</b>	<b>60 539</b>	<b>60 888</b>	<b>56 680</b>	<b>53 617</b>	<b>51 895</b>	<b>49 660</b>	<b>50 108</b>	<b>52 420</b>	<b>53 293</b>	<b>873</b>	<b>1,7%</b>
<b>SOME SUBCATEGORIES OF AGGRAVATED ROBBERY</b>												
Carjacking	10 541	9 417	9 931	11 180	12 773	14 602	16 717	16 325	16 026	18 162	2 136	13,3%
Robbery at residential premises	16 889	16 766	17 950	19 284	20 281	20 820	22 343	22 261	22 431	21 130	-1 301	-5,8%
Robbery at non-residential premises	14 637	15 912	16 343	18 573	19 170	19 698	20 680	20 047	19 991	20 651	660	3,3%
Robbery of cash in transit	290	182	145	145	119	137	152	238	183	164	-19	-10,4%
Bank robbery	39	35	7	21	17	6	3	13	4	0	-4	-100,0%
Truck hijacking	999	821	943	991	1 279	1 184	1 183	1 202	1 182	1 202	20	1,7%

# Urbanisation in African regions

REGIONS	1950	1980	2000	2015	2050
Sub-Saharan Africa	10.7	22.4	30.8	37.9	54.8
Africa	14.0	26.7	34.5	40.4	55.9
Eastern Africa	5.6	14.5	20.6	25.6	43.6
Middle Africa	14.0	27.5	36.8	44	60.8
Northern Africa	26.0	41.3	48.4	51.6	63.3
Southern Africa	37.7	44.7	53.8	61.6	74.3
Western Africa	8.4	23.6	34.7	45.1	62.7

# Urbanisation







# Slums in SA and Namibia

[https://en.wikipedia.org/wiki/List\\_of\\_slums\\_in\\_South\\_Africa](https://en.wikipedia.org/wiki/List_of_slums_in_South_Africa)





# Slums in Angola and Zambia

Thank you for your  
attention