


1960s-1970s: Energy geopolitics

Jan Osička

International context

- 1960: *Declaration on the Granting of Independence to Colonial Countries and Peoples*
- 1960s: The first „Decade of Development“ (UN)
- Development program as a containment policy
- The rise of the structuralist thinking (R. Prebisch, ECLA)
- 1961: The Non-Alignment Movement
- 1964: The Geneva Conference (UNCTAD)
- G77: Diverse countries, common interest – a radical reform of GATT



The road to the crisis (1949-1972)

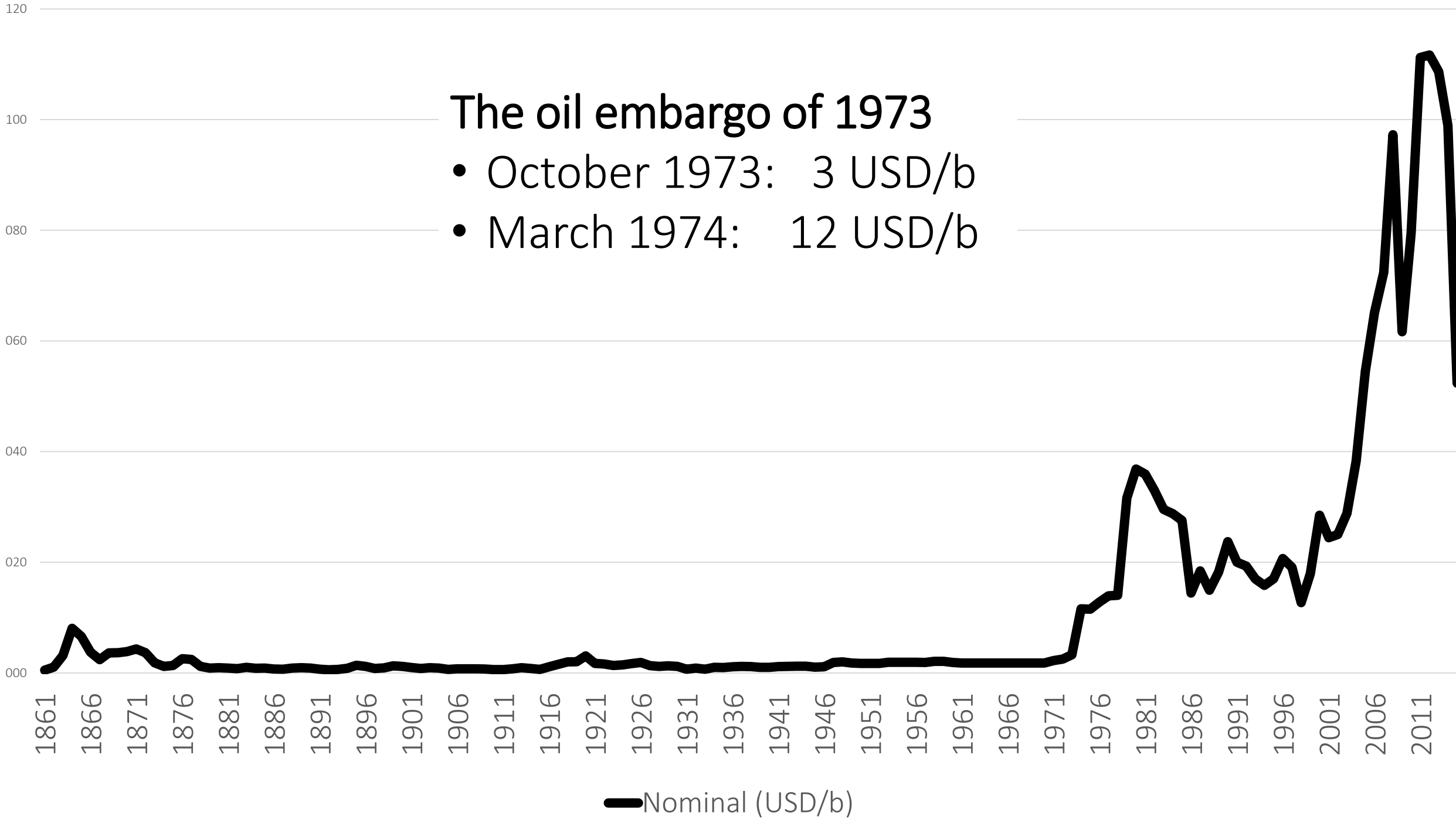
- World's energy consumption tripples
- World's demand for oil increases 5.5 times
- U.S. demand for oil increases 3 times
- Western Europe's demand for oil increases 15 times
- Japan's demand for oil increases 137 times

- 2/3 of the new demand covered by the MENA producers
- 1967-1972: U.S. domestic production peaks and import dependence increases from 19% to 36%

- 1970-1973: World's spare production capacity decreases from 3 mbd to 0.5 mbd (less than 1% of total consumption)

The oil embargo of 1973

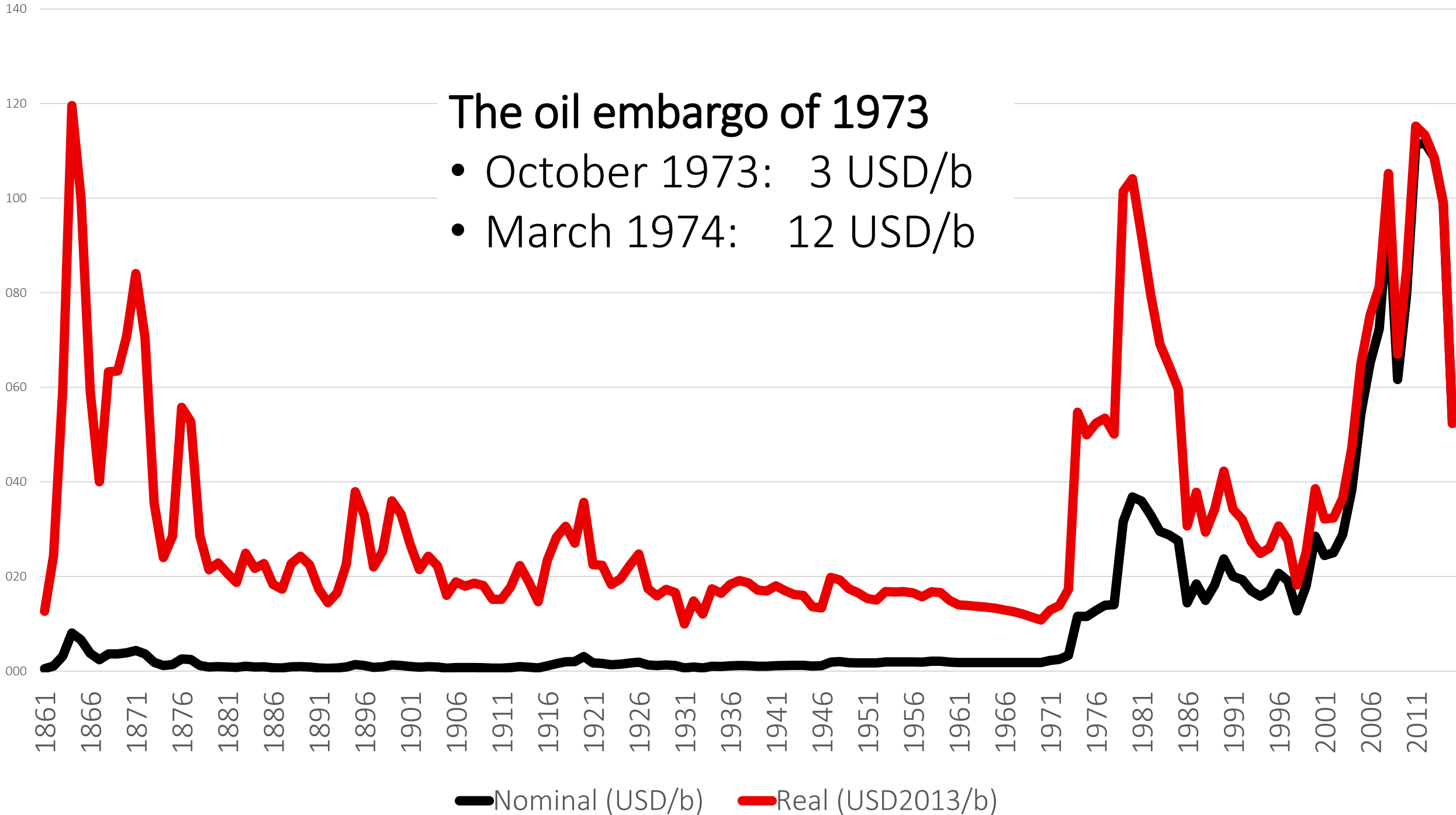
- October 1973: 3 USD/b
- March 1974: 12 USD/b



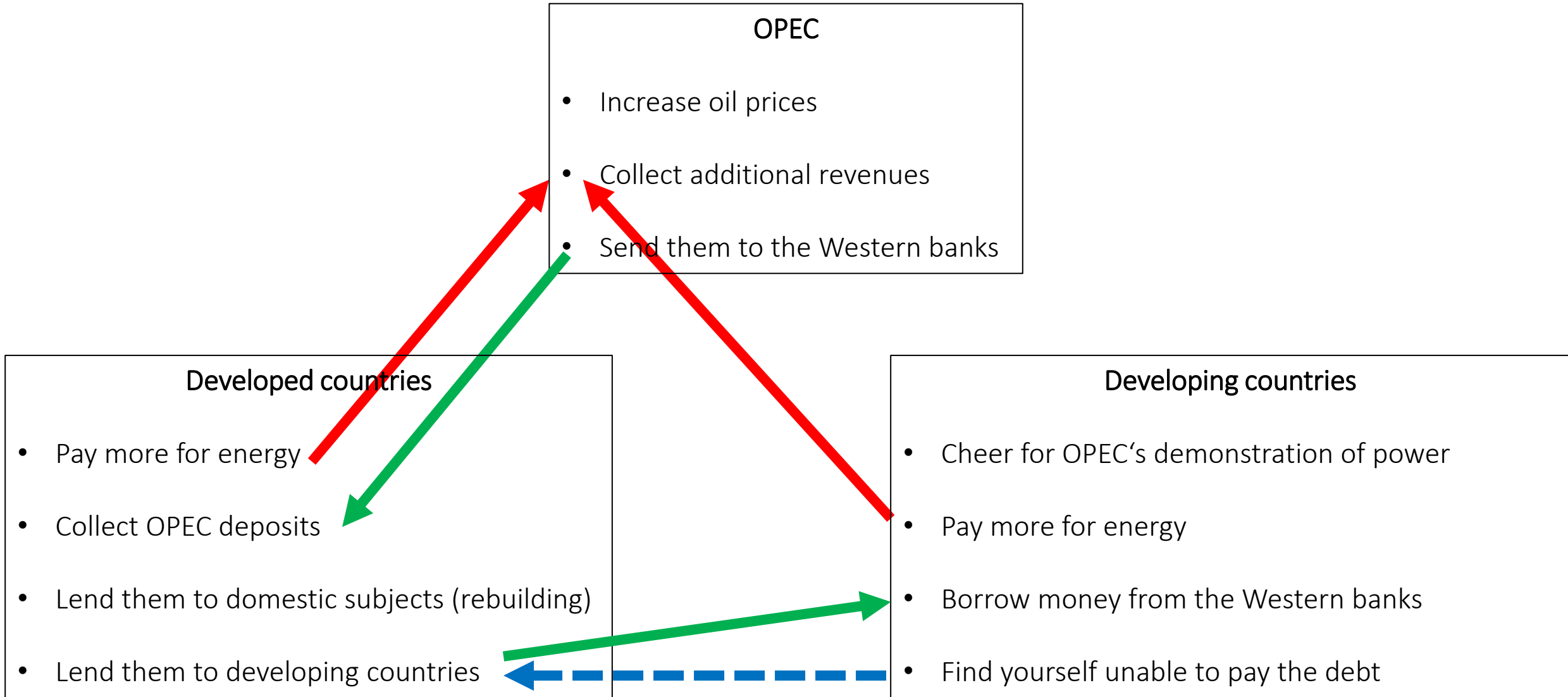
— Nominal (USD/b)

The oil embargo of 1973

- October 1973: 3 USD/b
- March 1974: 12 USD/b



The to-do lists and cashflow of the 1970s oil shocks



The 1970s crisis in numbers

Saudi Arabia's current account surplus:

- 1973: 2.5 bn USD
- 1974: 23 bn USD

Additional costs associated with higher oil prices between 1970 and 1980: 260 bn USD

Increase in foreign debt (bn USD):

	Argentina	Brazil	Mexico	Developing world
1970	5.8	5.7	7.0	72.7
1980	27.2	71.5	57.4	586.7
1984	48.9	103.9	94.8	921.8

Macroeconomic consequences: developing countries

Developing countries (mainly Latin America) hit particularly hard during the 1970s:

Internal factors: the „import substitution industrialization“ development strategy

- Effective isolation of the national economy from the international markets
- Subsidies to selected sectors/industries
- Requires imports of goods and capital, compromises exports

External factors: oil shocks

- Countries unable to reduce demand for oil, decrease imports or increase exports
- Non-existent financial reserves to cover the higher energy costs

=> Massive borrowing from the U. S. and European banks

- The investments did not produce anything of economic value sufficient to enable the borrowers to repay their loans
- By 1988: the debt costs higher than incoming loans => the „Debt crisis“

The Debt crisis

- Inability to pay back the loans + no new loans coming
- Risk of another global recession caused by multiple state defaults
- The governments turn to the international economic institutions (WB, IMF) for assistance
- Until 1985: macroeconomic stabilization
 - Reduction of government budget deficits: reduction of domestic consumption => reduction of imports, reduction of domestic consumption => unemployment => reduced wages => exports => current account surpluses
- After 1985: Structural adjustment
 - Debts reduced or written-off in exchange for lowering tariffs, privatizing industries, reducing subsidies and general opening up of the economy.

The Debt crisis

Table 14.6
Economic Conditions in Latin America, 1982–1990

	1980–81	1982	1983	1984	1985	1986–90
GDP ¹	100	95.6	91.3	92.2	92.7	94.1
Consumption ¹	77.0	74.0	70.3	70.4	69.9	71.6
Investment ¹	24.4	19.6	14.9	15.2	16.1	15.9
Unemployment ²	6.7				10.1	8.0
Real Wages ³	100.0				86.4	68.9
Imports ⁴	-12.3	-9.7	-7.5	-8.0	-7.9	-9.2
Exports ⁴	12.5	12.6	13.6	14.5	14.2	15.2
Net Transfers ⁴	12.2	-18.7	-31.6	-26.9	-32.3	
Fiscal Deficit ⁵	3.7	5.4	5.2	3.1	2.7	
Inflation	53.2%	57.7%	90.8%	116.4%	126.9%	

¹As a percentage of 1980–81 GDP.

²Rate of open unemployment as a percentage of total labor force.

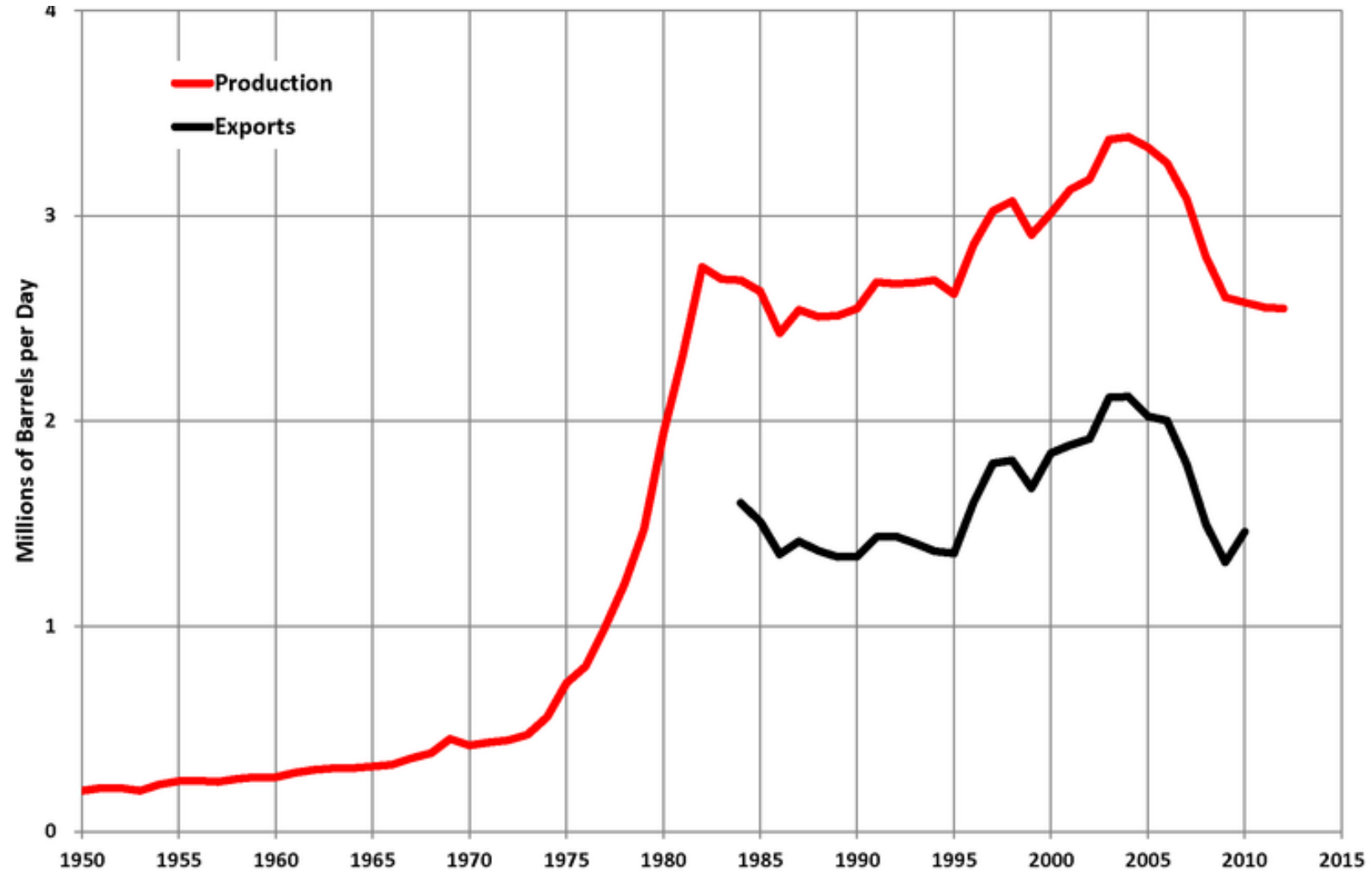
³Index of real wages in unemployment.

⁴\$US billions.

⁵Percent of GDP.

Source: Thorp 1999; Edwards 1995, 24; Edwards 1989, 171.

Mexico oil production and exports



Developed countries and OPEC

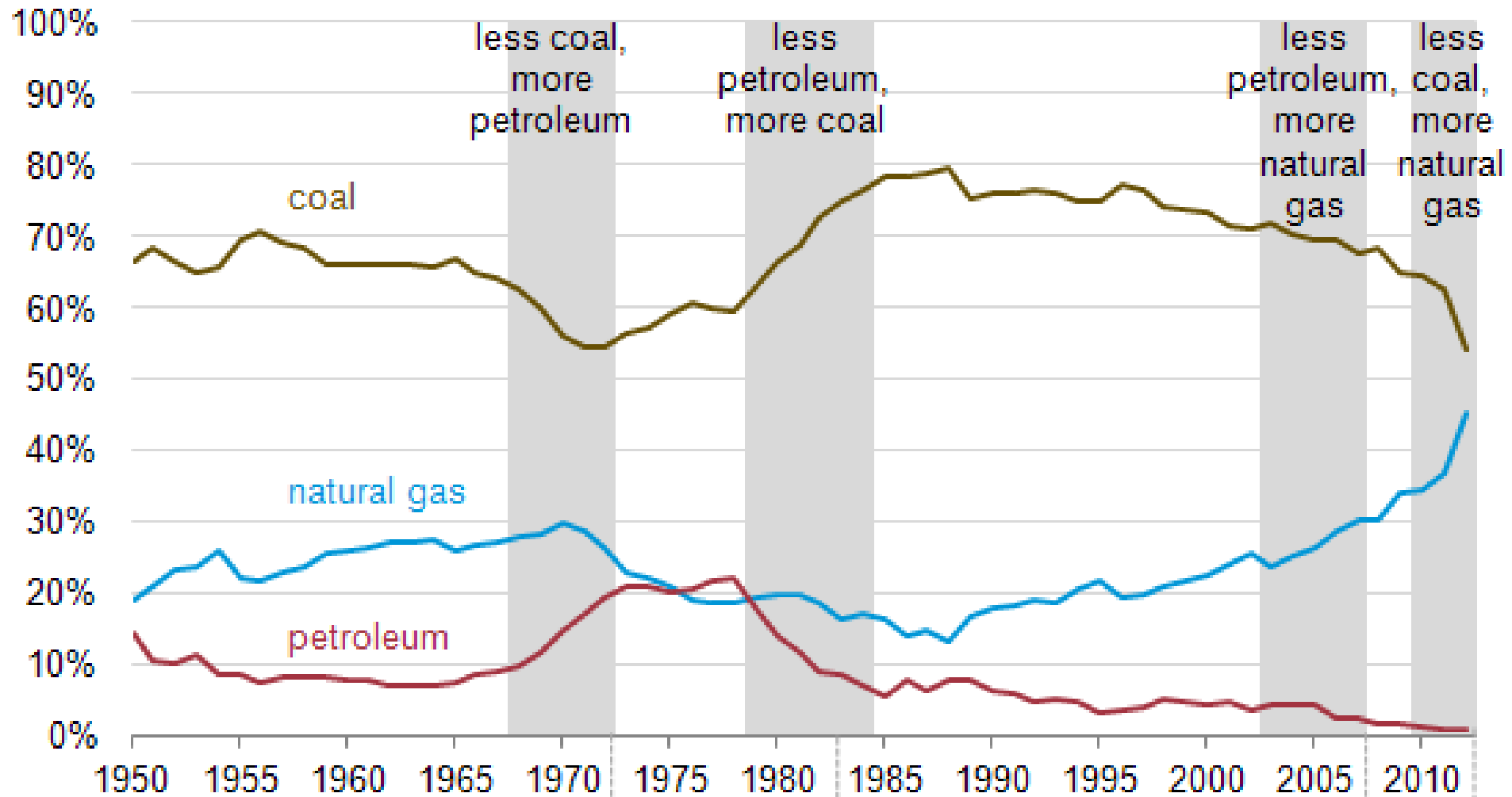


Developed countries and OPEC

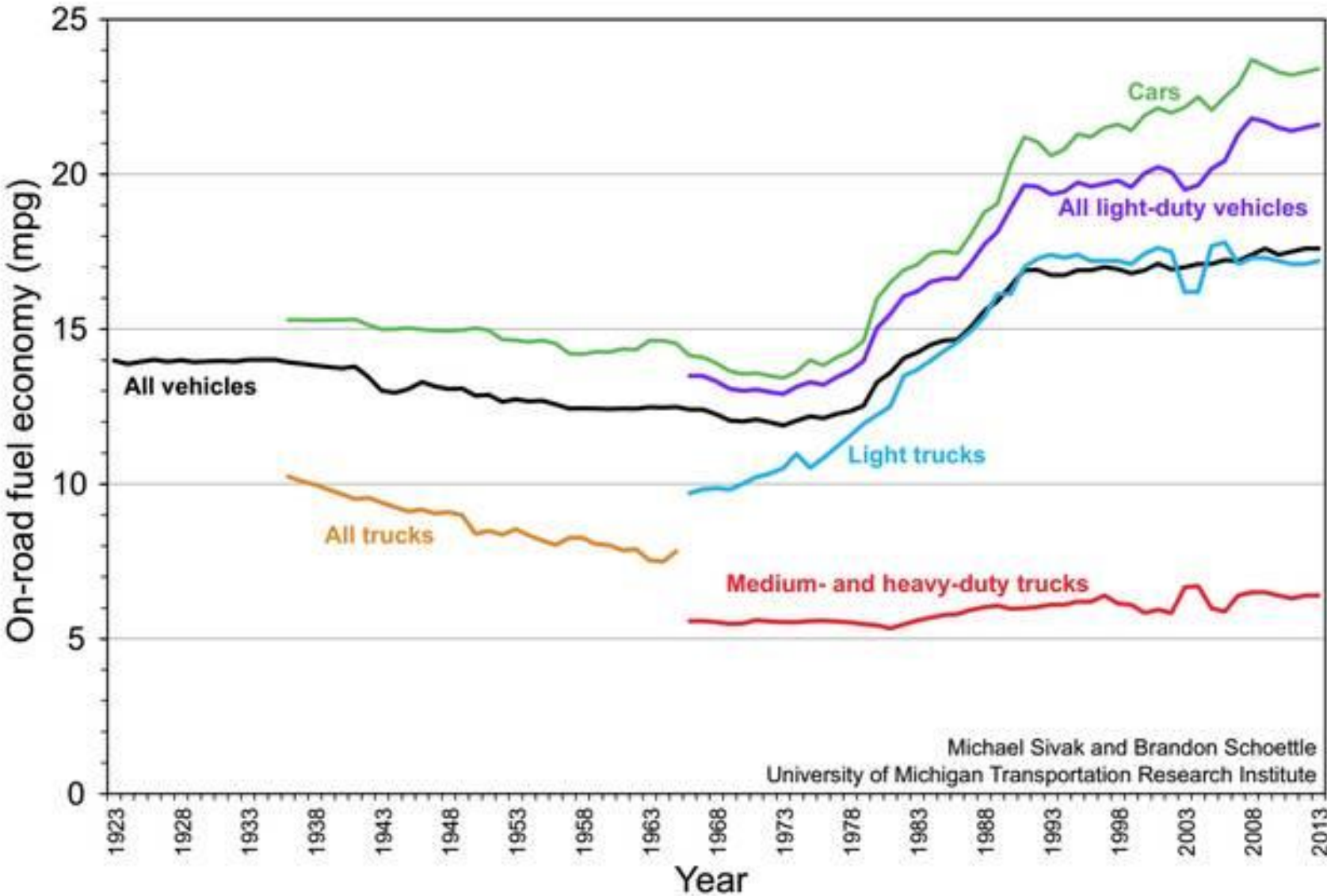
- USA does not alter its support for Israel
- The U.S. obsession with the Middle East/foreign oil begins
 - The Carter's doctrine
 - YouTube: „American presidents promise security through energy independence“
 - Energy is typically tackled as a „crisis issue“ ever since
- The establishment of the International Energy Agency
- Structural changes in Western economies (Japan moving from energy-intensive industries to electronics; car industry boom)

Developed countries: Energy conservation/diversification

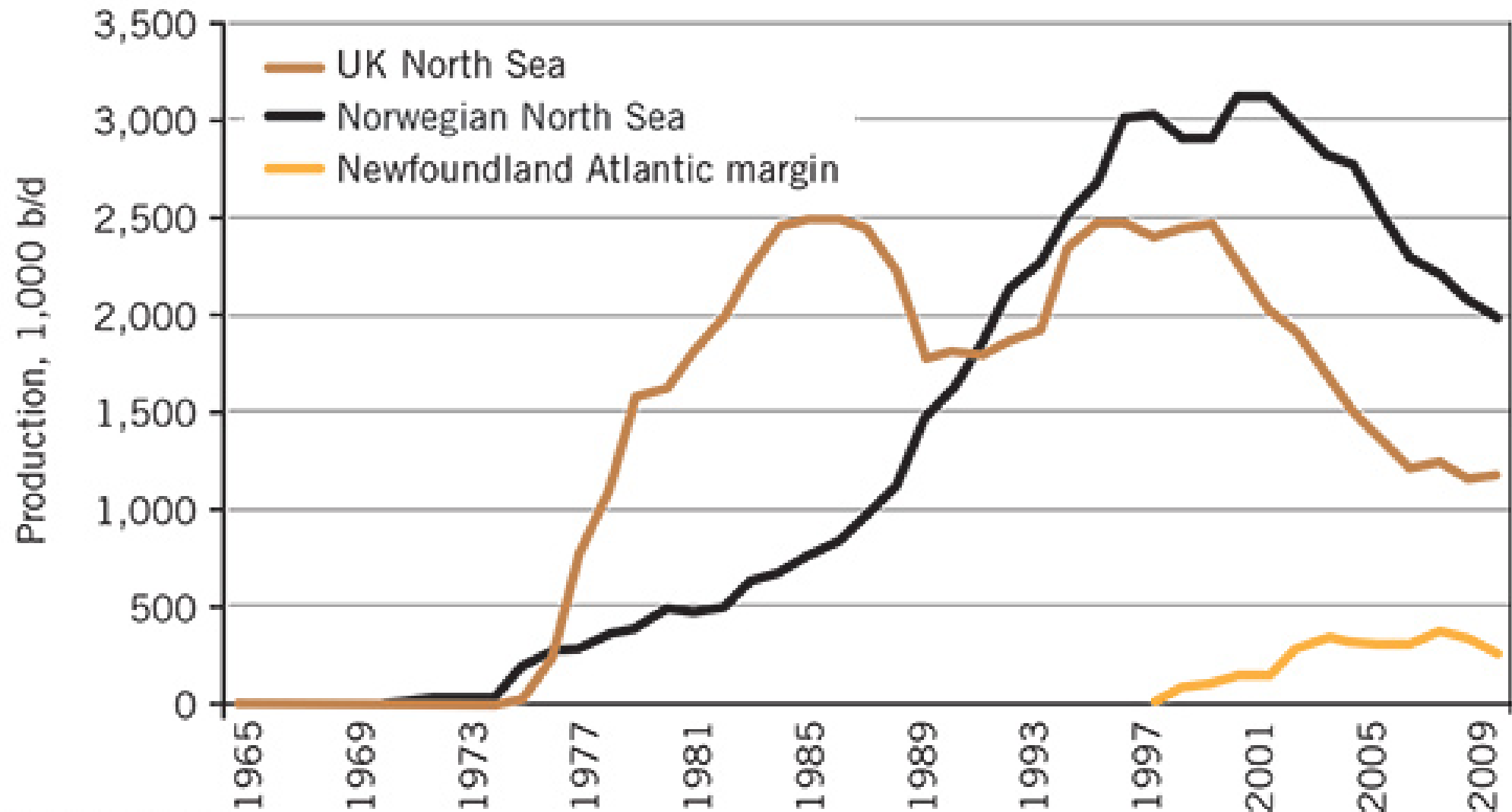
Annual share of fossil-fired electric power generation, 1950 - 2012*



Developed countries: Energy conservation/diversification

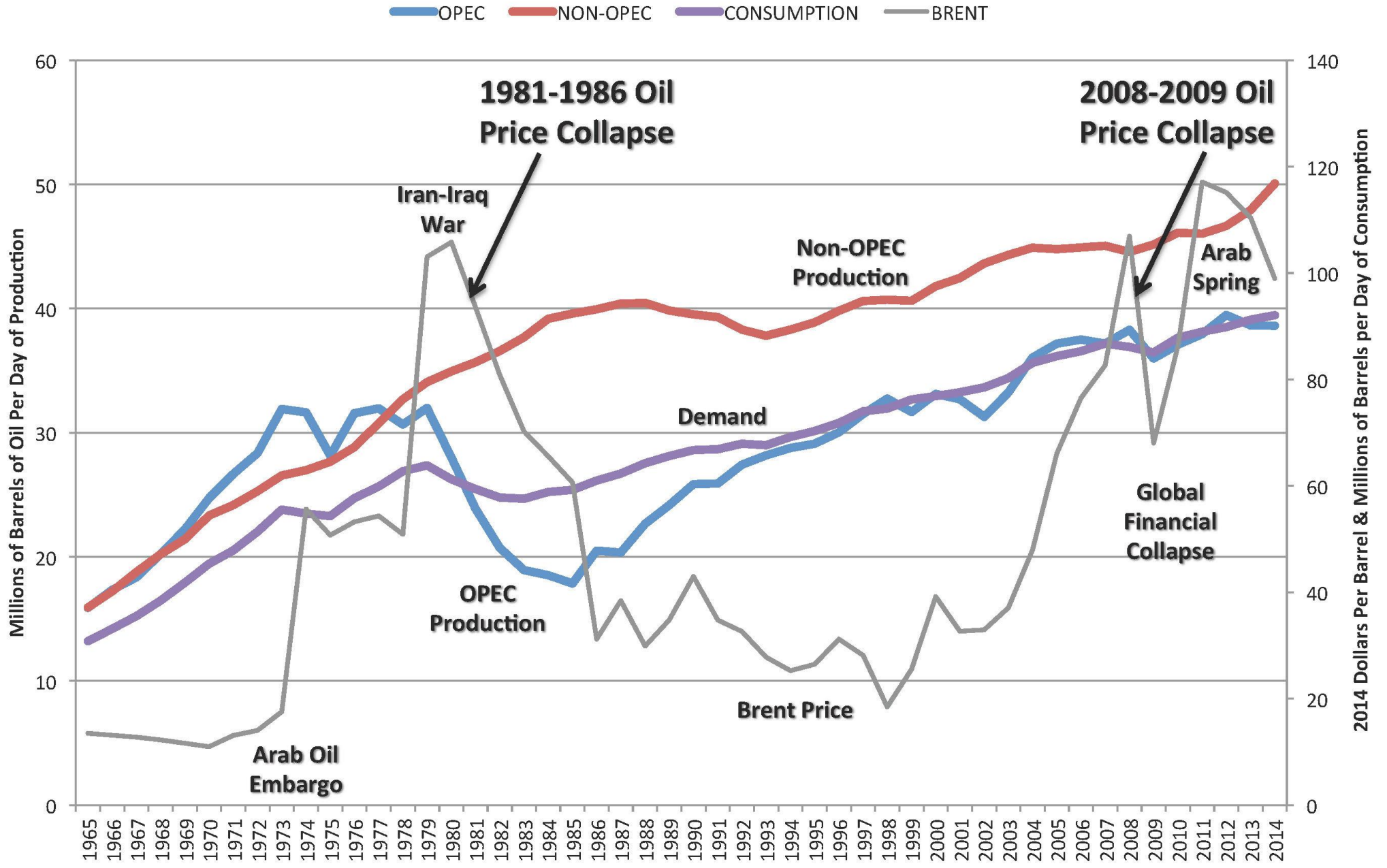


Developed countries: Energy conservation/diversification



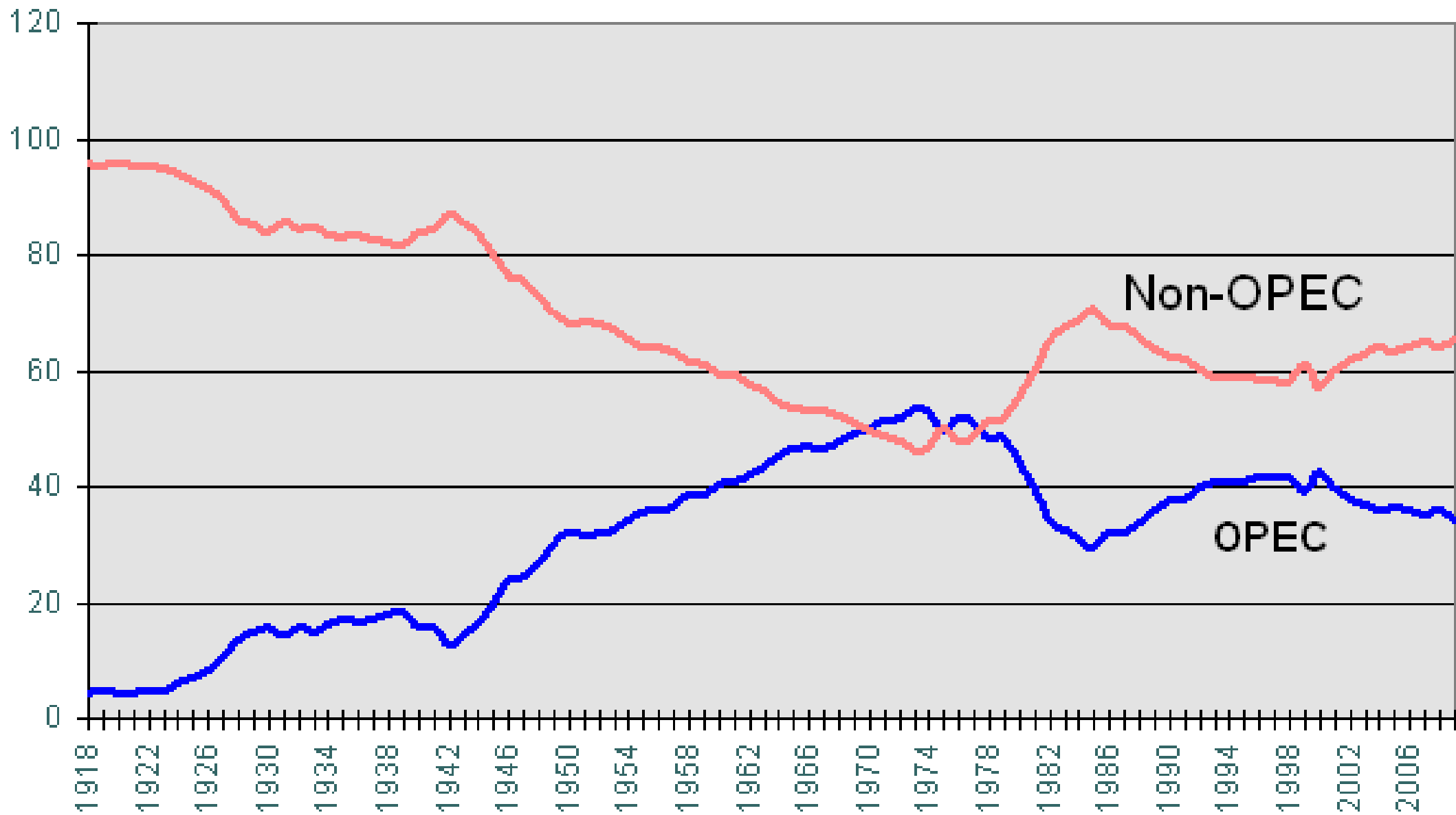
Energy conservation/diversification

OPEC & Non-OPEC Oil Production, Consumption and Oil Price



Percentage of World Oil Production

Energy conservation/diversification



Oil shocks consequences

"The oil crisis set off an upheaval in global politics and the world economy. It also challenged America's position in the world, polarized its politics at home and shook the country's confidence"

Daniel Yergin, 2013

- The debt issue placed at the center of North-South relations
- U.S. obsession with the Middle East/foreign oil/energy independence begins
- Energy conservation and diversification measures take off
- Long-term weakening of OPEC begins
- The International Political Economy scientific discipline is born