

Data processing

News articles

1. <https://kyivindependent.com/ukrainians-trust-in-zelensky-decreasing-but-still-high-survey-shows/>

Trust among Ukrainians in President Volodymyr Zelensky has been decreasing since May 2022, but most respondents still trust the head of state, according to a survey by the Kyiv International Institute of Sociology (KIIS) published on June 7.

Sociologists interviewed 1,002 respondents, aged 18 and older, from all **Ukrainian oblasts** that are not under Russian occupation.

Some 59% of the respondents trust **Zelensky**, in contrast to 36% who do not as of May 2024, the survey says.

The screenshot shows the website of the Kyiv International Institute of Sociology (KIIS). The main header features the KIIS logo and the text "KYIV INTERNATIONAL INSTITUTE OF SOCIOLOGY". A language selector menu is open, showing "ukrajiniština" and "angličtina" (highlighted with a red box). The navigation menu includes "ABOUT US", "NEWS", "SERVICES", and "DATA". The "DATA" menu is expanded, showing "Press releases and Data bank" (highlighted with a red box) and "Publications". A red arrow points from the word "Sociologists" in the text above to the "Data bank" menu item. Another red arrow points from the word "Ukrainian" in the text above to the "National Research Bank" link in the footer. The footer also contains links for "About the project", "Data", "Feedback", "Search", and "Help".

minutes and 1.5 hours, allowing me to engage in deeper conversations with respondents. I interviewed students and young political activists who participated in the 20 February movement and a conducted a **survey** with 289 questionnaires sent through social media to different youth and women’s groups. I also conducted an online **survey** questionnaire containing a variety of political attitudes and behaviors on which the respondent should state his/her degree of agreement. I circulated the online **survey** through Google forms and sent it to youth forums, groups on social media, and blogs. It was also sent to students in six Moroccan universities via e-mail and Facebook: Sidi

| | | | | |
|------|------------|-----------|-------|--------|
| 2002 | 13,884,467 | 7,165,206 | 51.61 | 15.0 |
| 2007 | 15,546,789 | 5,700,000 | 37.50 | 19.0 |
| 2011 | 13,420,631 | 4,745,453 | 45.50 | 22.3 |
| 2016 | 15,702,592 | 6,752,114 | 43.00 | -----* |

The results of the 2016 legislative elections were added by the author. *Information not available [licence infos](#)


morocco survey




[Advanced search](#)

Search results

Showing 1-10 of 1,182 results for search: [All: morocco survey] AND [in Journal: The Journal of North African Studies]

 Save this search

 Export search results

Articles

1,182

Special issues & collections

1



 Download citations  Download PDFs



Order by Relevance ▾

10 per page ▾



Sub-Saharan students in Morocco: determinants, everyday life, and future plans of a high-skilled migrant group >

Filters

Only show content I have full access to

Only show Open Access

Selected filters

The Journal of North African Studies ✕

Article Type ▾

Data in academic articles and books

2.2. MEASUREMENTS OF THE MAJORITY POPULATION'S ATTITUDES TOWARDS MIGRANTS AND MINORITIES

There are various current research projects which attempt – mostly on the basis of (representative) opinion polls – to assess the **attitudes** of the general public towards migrants and minorities.⁴ In the following, the main results of some of these surveys should serve as an example:

In the [redacted] which is carried out every two years and in which, amongst others, the attitude to migrants living in Germany is ascertained with the help of various items, around two thirds of those interviewed in 2000 agreed with the statement “Foreigners living in Germany should adapt their lifestyle a little better to that of the Germans”. Around 30% of the interviewees shared the opinions “When jobs are short, foreigners living in Germany should be sent back home” or “Those foreigners living in Germany should not be allowed to participate in any aspect of political life in Germany”. The least agreement was with the statement “Migrants should marry members of their own ethnic group” (24% of Eastern German and 15% of West Germans) (see [redacted] and chapter 8.4.1 in the Annex).

In addition, the survey showed the agreement with the four statements amongst people with secondary modern (Hauptschule) school qualifications was around 20% higher than was the case with people who had passed A-levels. Furthermore, it is generally older interviewees who display a more negative attitude to migrants living in Germany than younger people do. Here, the influence of age is more marked in West Germany than in

Real Data

https://www.gesis.org/en/allbus/allbus-home

ALLBUS

Allgemeine Bevölkerungsumfrage
der Sozialwissenschaften

Search GESIS...

[ALLBUS Home](#) ▾ [Contents & Search](#) ▾ [Download](#) ▾ [ALLBUS-Forum](#)

You are here: [ALLBUS](#) ▸ [ALLBUS Home](#) ▾

Field work for ALLBUS 2023 has started!
In addition to social and political issues, the focus of this year's survey is on religion.
You received an invitation to participate and would like more information?
Please proceed [here](#).

Questions about ALLBUS?
Try using the [ALLBUS-Forum](#)
or contact us per mail:

News

|| ◀ ▶






ALLBUS/GGSS 2012 (Study-No. 4616 / 4617) - English language Version of ALLBUS 2012 published!
[Download](#)

Data linked to research articles

- Processed data
 - Edited data
 - Original variables not used for article are deleted
 - Indication of source of data
-
- data.mendeley.com
 - <https://dataverse.harvard.edu/>

Home / Datasets

Search Result For

-  Datasets (285)
-  Library (1357)
-  Laws (175)
-  Profiles (4)
-  Maps (6)

Clear Search Results

Filters

Country

Language

Search datasets...



1,827 datasets found

Order by: Relevance

Country: vn x

Global Data Barometer Country Report - Vietnam

  Viet Nam  Analysis, discussion papers, and blogs  Sinar Project , Global Data Barometer, D4D.net, D4D ASIA HUB  2022  Access to information, Administration, Education and training, Government, Government services

This Global Data Barometer Country profile for Vietnam provides a quick overview of the strengths and weaknesses with regards to data capabilities, governance, availability and ...

PDF

Managing Water Scarcity in Asia and the Pacific - A Summary: Trends, Experiences and Recommendations for a Resilient Future

Typical scenarios

- Excel (xls, xlsx)
- SPSS (sav), Stata (dta), R (rdata)
- CSV, TXT
- XML
- JSON

Examples

Comparative and Historical Data Files:

- All Data, FIW 2013-2023 (Excel Download)
- Country and Territory Ratings and Statuses, 1973-2023 (Excel Download)
- Aggregate Category and Subcategory Scores, 2003-2023 (Excel Download)
- List of Electoral Democracies, FIW 2023 (Excel Download)

Population

- Population, surface area and density
[PDF](#) | [CSV](#) Updated: 18-Oct-2022
- International migrants and refugees
[PDF](#) | [CSV](#) Updated: 18-Oct-2022
- Population growth, fertility, life expectancy and mortality
[PDF](#) | [CSV](#) Updated: 18-Oct-2022
- Population in the capital city, urban and rural areas
[PDF](#) | [CSV](#)

Texts adopted by the European Parliament -

This dataset contains the list of texts adopted by the European non-legislative resolutions, legislative acts, opinions, declaratio recommendations, etc. This dataset is part of a series that is sp

[CSV](#)[TTL](#)[RDF/XML](#)

Release 16 (September 8, 2022)

Documentation: Codebook and Appendices 

SPSS .sav 

STATA .dta 

R .rdata 

Excel 

Excel Workbook (*.xlsx)

Excel Binary Workbook (*.xlsb)

Excel 97-2003 Workbook (*.xls)

CSV UTF-8 (Comma delimited) (*.csv)

XML Data (*.xml)

Single File Web Page (*.mht, *.mhtml)

Web Page (*.htm, *.html)

Excel Template (*.xltx)

Excel Macro-Enabled Template (*.xltn)

Excel 97-2003 Template (*.xlt)

Text (Tab delimited) (*.txt)

Unicode Text (*.txt)

XML Spreadsheet 2003 (*.xml)

Microsoft Excel 5.0/95 Workbook (*.xls)

CSV (Comma delimited) (*.csv)

Formatted Text (Space delimited) (*.prn)

Text (Macintosh) (*.txt)

Text (MS-DOS) (*.txt)

CSV (Macintosh) (*.csv)

CSV (MS-DOS) (*.csv)

DIF (Data Interchange Format) (*.dif)

SYLK (Symbolic Link) (*.slk)

Excel Add-in (*.xlam)

Excel 97-2003 Add-in (*.xla)

PDF (*.pdf)

XPS Document (*.xps)

Strict Open XML Spreadsheet (*.xlsx)

SPSS

DATA SET

Merged Round 8 data (34 countries) (2022)

9 Mar 2023

Download ↓

<https://www.afrobarometer.org/survey-resource/merged-round-8-data-34-countries-2022/>

Please note that the data is in .SAV format and you will need to have **SPSS Software** installed on your machine.

SPSS is available at the MU website (see next page)

SPSS to excel online conversion: <https://secure.ncounter.de/spssconverter>

- <https://inet.muni.cz/?idr=ict.soft&pk=u&x=0&y=500>


- HR Management → personal and unit overviews
- + Wage management → wage overviews
- + Certificates → certificates overview and administration














Economics and accounting → bank, cash desk, accounting, business trips, SUPO, assets, financial control, ExIS

- + Accounting statements → accounting and budget statements of orders and units
- + Business trips → electronic records and management of business trips
- + SUPO → personal clearing at MU
- + Central Purchasing
- + Asset records → data input and c
- + Claims → EIS Magion superstructu
- + Financial control → set of applica

Operational services → telephony, i

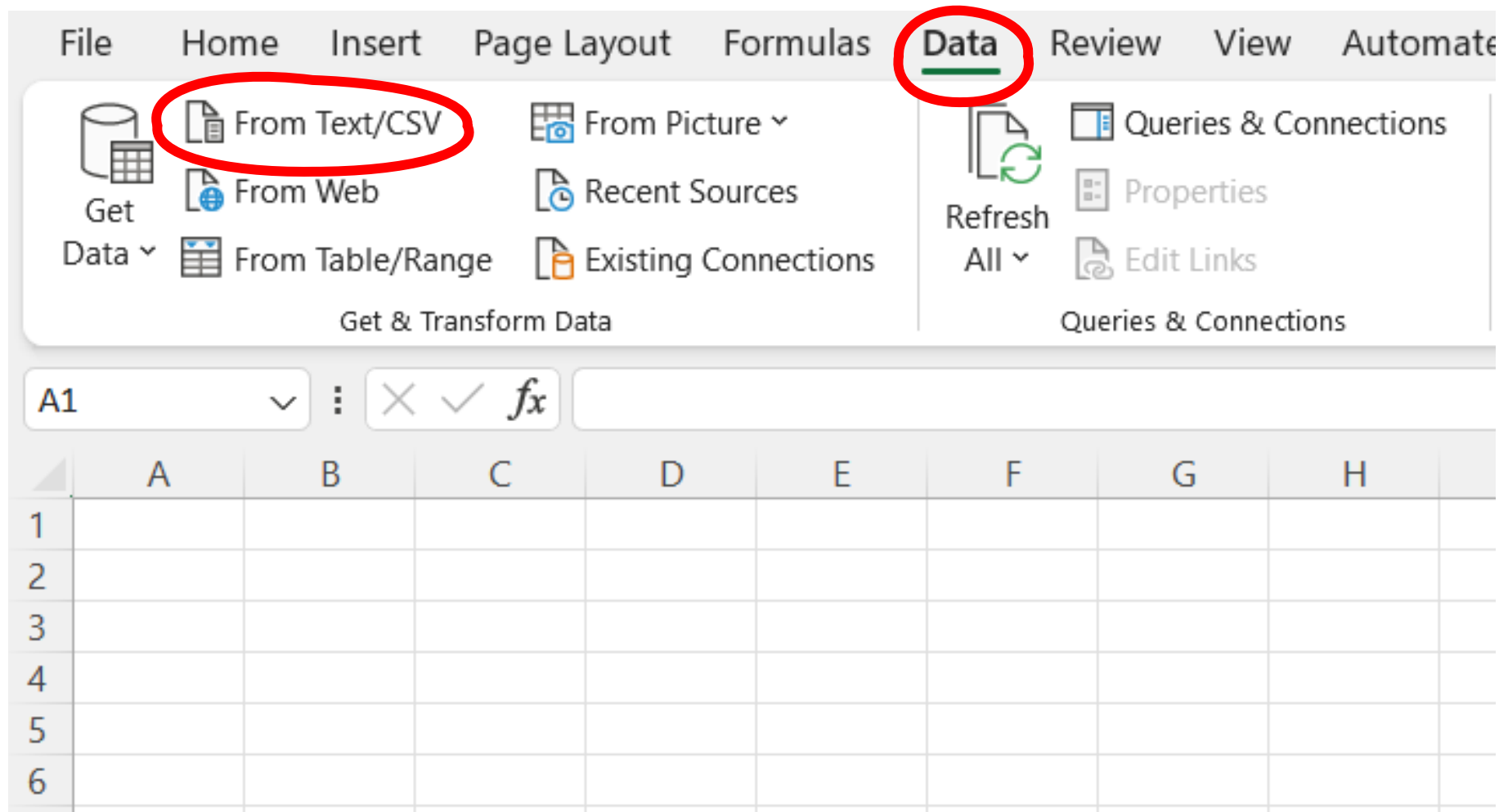
- + Telephony → application subsyste
- + University computer rooms →
- + Administration of real estate →
- + Keys records and administration
- + Emergency → employee emergen
- + Photos and ID Cards → photogr
- + Software → Registered and invent

- ▶ Software offer → 
- ▶ Personal overview of licences
- ▶ Applications for software adm
 - ▶ Licence assignment → i
 - ▶ Licence overview → ove
 - ▶ Installation media → installation media on offer
 - ▶ Computer groups → organization and administration of computer groups

| ▼ IBM | | | | | |
|------------------------------------|---------------------|-------------------------------------|--|------------|--|
| SPSS Data Access Pack 6.1 | EN - Anglická verze | Akademická multilicence pro MU 2012 | | |  Obtain |
| SPSS Data Access Pack 6.1 with sp3 | EN - Anglická verze | Akademická multilicence pro MU 2013 | | |  Obtain |
| SPSS Data Access Pack 7.1 | EN - Anglická verze | Akademická multilicence pro MU 2014 | | |  Obtain |
| SPSS Modeler 18.1.1 | EN - Anglická verze | Akademická licence pro MU 2023 | | 01.02.2024 |  Obtain |
| SPSS Modeler 18.2.1 | EN - Anglická verze | Akademická licence pro MU 2023 | | 01.02.2024 |  Obtain |
| SPSS Modeler 18.3 | EN - Anglická verze | Akademická licence pro MU 2023 | | 01.02.2024 |  Obtain |
| SPSS Modeler 18.4 | EN - Anglická verze | Akademická licence pro MU 2023 | | 01.02.2024 |  Obtain |
| SPSS Statistics 25 Fix Pack | EN - Anglická verze | Fix Packs pro SPSS 25 | | |  Obtain |
| SPSS Statistics 26 | EN - Anglická verze | Akademická licence pro MU 2023 | | 01.02.2024 |  Obtain |
| SPSS Statistics 27 | EN - Anglická verze | Akademická licence pro MU 2023 | | 01.02.2024 |  Obtain |
| SPSS Statistics 28 | EN - Anglická verze | Akademická licence pro MU 2023 | | 01.02.2024 |  Obtain |
| SPSS Statistics 28 Fix Pack | EN - Anglická verze | Fix Pack pro SPSS 28 | | |  Obtain |
| SPSS Statistics 29 | EN - Anglická verze | Akademická licence pro MU 2023 | | 01.02.2024 |  Obtain |

▼ IONDEV SRL

CSV



Our example of csv data: <https://data.europarl.europa.eu/en/datasets/texts-adopted-by-the-european-parliament-year2023/26>

File Home Insert Page Layout Formulas **Data** Review View Automate Developer Help LightPDF Acrobat

Get Data: From Text/CSV, From Web, From Table/Range, From Picture, Recent Sources, Existing Connections

Queries & Connections: Refresh All, Queries & Connections, Properties, Edit Links

Data Types: Stocks (En...), Currencies...

Sort & Filter: Sort, Filter

A1

Import Data

« politologie » vyuka » vizualizace

Search vizualizace

Organize New folder

- Pictures
- Music
- Videos
- savegames
- vizualizace**
- programy
- Screenshots
- Creative Cloud Files

Name

- adopted-texts_2023_26_en
- data

File name: adopted-texts_2023_26_en Text Files

Tools Import Cancel

Get From Text/CSV From Picture
 From Web Recent Sources
 From Table/Range Existing Connections

Get & Transform Data

adopted-texts_2023_26_en.csv

This is important for tables containing text in other language than English

File Origin: 65001: Unicode (UTF-8) | Delimiter: Comma | Data Type Detection: Based on first 200 rows

| document_identifier | document_title | document_type | document_parliamentary_term | document_date |
|---------------------|---|---------------|-----------------------------|---------------|
| TA-9-2023-0003 | Shipments of waste | Texts adopted | 9 | 17.01.202 |
| TA-9-2023-0001 | EU/New Zealand Agreement: exchange of personal dat... | Texts adopted | 9 | 17.01.202 |
| TA-9-2023-0002 | Convention on Cybercrime: Second Additional Protocol... | Texts adopted | 9 | 17.01.202 |
| TA-9-2023-0057 | European Central Bank – annual report 2022 | Texts adopted | 9 | 16.02.202 |
| TA-9-2023-0063 | Genetically modified oilseed rape MON 94100 (MON-9... | Texts adopted | 9 | 14.03.202 |
| TA-9-2023-0035 | EU/Guyana Voluntary Partnership Agreement: forest la... | Texts adopted | 9 | 14.02.202 |
| TA-9-2023-0084 | Tunisia: Recent attacks against freedom of expression a... | Texts adopted | 9 | 16.03.202 |
| TA-9-2023-0081 | EU-Armenia relations | Texts adopted | 9 | 15.03.202 |
| TA-9-2023-0087 | Request for waiver of the immunity of Anna Júlia Donáth | Texts adopted | 9 | 30.03.202 |
| TA-9-2023-0066 | Land use, land use change and forestry (LULUCF) | Texts adopted | 9 | 14.03.202 |
| TA-9-2023-0031 | Setting up a subcommittee on public health | Texts adopted | 9 | 14.02.202 |
| TA-9-2023-0051 | The recent deterioration of the inhuman imprisonment... | Texts adopted | 9 | 16.02.202 |
| TA-9-2023-0034 | EU/Guyana Voluntary Partnership Agreement: forest la... | Texts adopted | 9 | 14.02.202 |
| TA-9-2023-0094 | 2022 Rule of Law Report - The Rule of Law situation in t... | Texts adopted | 9 | 30.03.202 |
| TA-9-2023-0041 | EU/North Macedonia Agreement: operational activities... | Texts adopted | 9 | 15.02.202 |
| TA-9-2023-0058 | Developing an EU Cycling Strategy | Texts adopted | 9 | 16.02.202 |
| TA-9-2023-0059 | Availability of fertilisers in the EU | Texts adopted | 9 | 16.02.202 |
| TA-9-2023-0048 | The EU priorities for the 67th session of the UN Commi... | Texts adopted | 9 | 15.02.202 |
| TA-9-2023-0005 | Amendments to Parliament's Rules of Procedure conce... | Texts adopted | 9 | 17.01.202 |
| TA-9-2023-0026 | Conservation of the Southern Bluefin Tuna: conservatio... | Texts adopted | 9 | 02.02.202 |

Load Transform Data Cancel

Split column into more columns

The screenshot shows the Microsoft Excel ribbon with the 'Data' tab selected. The 'Text to Columns' button in the 'Data Tools' group is circled in red. Below the ribbon, a portion of an Excel spreadsheet is visible, showing a table with columns for document identifiers and their corresponding URIs.

| document_corrigenda_pdf | document_direct | document_adop | document_proce | document_ep_n | document_URI | document_subject_matter |
|-------------------------|--|----------------------------------|----------------------------------|----------------------------------|----------------------------------|----------------------------------|
| 2023-0003- | http://publications.europa.eu/resource/authority/subject-matter/DECH | https://data.europa.eu/PE719.861 | https://data.europa.eu/PE736.670 | https://data.europa.eu/PE740.540 | https://data.europa.eu/PE735.816 | https://data.europa.eu/PE740.001 |
| 2023-0001- | http://publications.europa.eu/resource/authority/subject-matter/PDON; http://publications.europa.eu/resource/authority/subject-matter/EXT; http://publications.europa.eu/resource/authority/subject-matter/BCE; http://publications.europa.eu/resource/authority/subject-matter/DECH | https://data.europa.eu/PE719.861 | https://data.europa.eu/PE736.670 | https://data.europa.eu/PE740.540 | https://data.europa.eu/PE735.816 | https://data.europa.eu/PE740.001 |
| 2023-0002- | http://publications.europa.eu/resource/authority/subject-matter/EXT; http://publications.europa.eu/resource/authority/subject-matter/BCE; http://publications.europa.eu/resource/authority/subject-matter/DECH | https://data.europa.eu/PE719.861 | https://data.europa.eu/PE736.670 | https://data.europa.eu/PE740.540 | https://data.europa.eu/PE735.816 | https://data.europa.eu/PE740.001 |
| 2023-0057- | http://publications.europa.eu/resource/authority/subject-matter/BCE; http://publications.europa.eu/resource/authority/subject-matter/DECH | https://data.europa.eu/PE719.861 | https://data.europa.eu/PE736.670 | https://data.europa.eu/PE740.540 | https://data.europa.eu/PE735.816 | https://data.europa.eu/PE740.001 |

The 'Convert Text to Columns Wizard - Step 1 of 3' dialog box is shown. It indicates that the data is 'Fixed Width'. The 'Delimited' radio button is selected. The 'Next >' button at the bottom is circled in red.

The Text Wizard has determined that your data is Fixed Width.

If this is correct, choose Next, or choose the data type that best describes your data.

Original data type

Choose the file type that best describes your data:

- Delimited - Characters such as commas or tabs separate each field.
- Fixed width - Fields are aligned in columns with spaces between each field.

Preview of selected data:

| | |
|---|--|
| 1 | document_subject_matter |
| 2 | http://publications.europa.eu/resource/authority/subject-matter/DECH |
| 3 | http://publications.europa.eu/resource/authority/subject-matter/PDON; http://publications.europa.eu/resource/authority/subject-matter/EXT; http://publications.europa.eu/resource/authority/subject-matter/BCE; http://publications.europa.eu/resource/authority/subject-matter/DECH |
| 4 | http://publications.europa.eu/resource/authority/subject-matter/EXT; http://publications.europa.eu/resource/authority/subject-matter/BCE; http://publications.europa.eu/resource/authority/subject-matter/DECH |
| 5 | http://publications.europa.eu/resource/authority/subject-matter/BCE; http://publications.europa.eu/resource/authority/subject-matter/DECH |
| 6 | |

Buttons: Cancel, < Back, **Next >**, Finish

The 'Convert Text to Columns Wizard - Step 2 of 3' dialog box is shown. The 'Other' delimiter is selected with a forward slash (/). The 'Finish' button at the bottom right is circled in red.

This screen lets you set the delimiters your data contains. You can see how your text is affected in the preview below.

Delimiters

- Tab
- Semicolon
- Comma
- Space
- Other: /

Treat consecutive delimiters as one

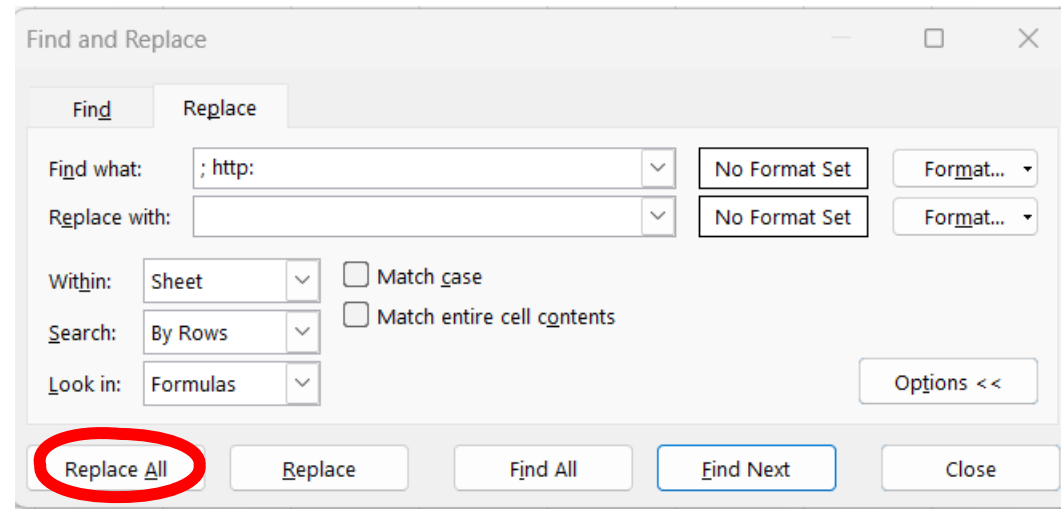
Text qualifier: "

Data preview

| | | | | |
|-------------------------|------------------------|----------|-----------|----------------|
| document_subject_matter | | | | |
| http: | publications.europa.eu | resource | authority | subject-matter |
| http: | publications.europa.eu | resource | authority | subject-matter |
| http: | publications.europa.eu | resource | authority | subject-matter |
| http: | publications.europa.eu | resource | authority | subject-matter |

Buttons: Cancel, < Back, Next >, **Finish**

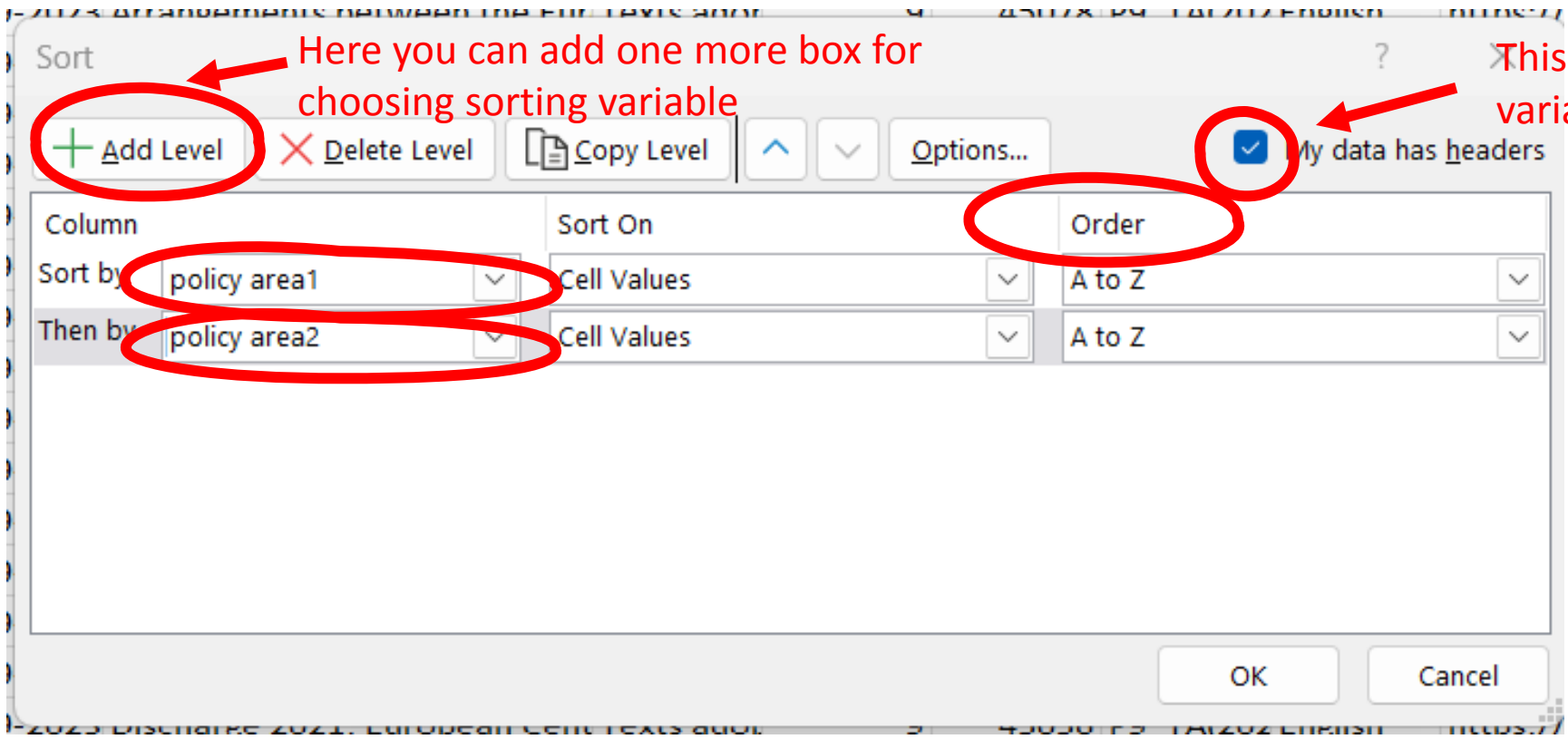
Cleaning (ctr+h)



Sorting

The screenshot shows the Microsoft Excel interface with the **Data** tab selected on the ribbon. The **Sort** button is circled in red. Below the ribbon, a data table is displayed with the following content:

| | A | B | C | D | E | F | G | H | I | J | K | L | M | N | O | P | Q |
|----|-----------|---------------------------------|------------|----------|----------|-----------|----------|------------|------------|----------|------------|------------|------------|-----------|------------|-------|-------|
| 1 | document | document_title | document | document | document | document | document | document | document | document | document | document | document | document | document | area1 | area2 |
| 2 | TA-9-2023 | Towards a strong and sustaina | Texts adop | 9 | 45057 | P9_TA(202 | English | https://da | https://da | | http://pub | https://da | https://da | PE742.367 | https://da | AGRI | |
| 3 | TA-9-2023 | Geographical indications for wi | Texts adop | 9 | 45078 | P9_TA(202 | English | https://da | https://da | | http://pub | https://da | https://da | PE736.493 | https://da | ALCO | PROT |
| 4 | TA-9-2023 | Arrangement with the Republic | Texts adop | 9 | 45078 | P9_TA(202 | English | https://da | https://da | | http://pub | https://da | https://da | PE745.509 | https://da | ASIL | EXT |
| 5 | TA-9-2023 | European Central Bank – annua | Texts adop | 9 | 44973 | P9_TA(202 | English | https://da | https://da | | http://pub | https://da | https://da | PE735.816 | https://da | BCE | UEM |
| 6 | TA-9-2023 | Arrangements between the Eur | Texts adop | 9 | 45078 | P9_TA(202 | English | https://da | https://da | | http://pub | https://da | https://da | PE745.273 | https://da | BCE | INST |
| 7 | TA-9-2023 | Discharge 2021: EU general buc | Texts adop | 9 | 45056 | P9_TA(202 | English | https://da | https://da | | http://pub | https://da | https://da | PE738.383 | https://da | BUDG | |
| 8 | TA-9-2023 | Discharge 2021: European Secu | Texts adop | 9 | 45056 | P9_TA(202 | English | https://da | https://da | | http://pub | https://da | https://da | PE737.495 | https://da | BUDG | |
| 9 | TA-9-2023 | Discharge 2021: European Unio | Texts adop | 9 | 45056 | P9_TA(202 | English | https://da | https://da | | http://pub | https://da | https://da | PE737.482 | https://da | BUDG | |
| 10 | TA-9-2023 | Discharge 2021: Key Digital Tec | Texts adop | 9 | 45056 | P9_TA(202 | English | https://da | https://da | | http://pub | https://da | https://da | PE738.434 | https://da | BUDG | |



Here you can add one more box for choosing sorting variable

This box has to be marked to see variable names in „sort by“

Computation

The screenshot shows the Microsoft Excel interface with the 'Data' ribbon selected. The 'Subtotal' button in the 'Data Tools' group is circled in red. Below the ribbon, a data table is visible with columns A through T and rows 1 through 9. The table contains document titles and various numerical and text data points.

| | A | B | C | D | E | F | G | H | I | J | K | L | M | N | O | P | Q | R | S | T |
|---|-----------|---------------------------------|------------|----------|----------|-------------------|------------|------------|----------|------------|------------|------------|-----------|------------|----------|--------------|--------------|--------------|---|---|
| 1 | document | document_title | document | document | document | document | document | document | document | document | document | document | document | document | document | policy area1 | policy area2 | policy area3 | | |
| 2 | TA-9-2023 | Towards a strong and sustaina | Texts adop | 9 | 45057 | P9_TA(202 English | https://da | https://da | | http://pub | https://da | https://da | PE742.367 | https://da | AGRI | | | | | |
| 3 | TA-9-2023 | Geographical indications for wi | Texts adop | 9 | 45078 | P9_TA(202 English | https://da | https://da | | http://pub | https://da | https://da | PE736.493 | https://da | ALCO | PROT | D-AL | | | |
| 4 | TA-9-2023 | Arrangement with the Republic | Texts adop | 9 | 45078 | P9_TA(202 English | https://da | https://da | | http://pub | https://da | https://da | PE745.509 | https://da | ASIL | EXT | | | | |
| 5 | TA-9-2023 | European Central Bank – annua | Texts adop | 9 | 44973 | P9_TA(202 English | https://da | https://da | | http://pub | https://da | https://da | PE735.816 | https://da | BCE | UEM | | | | |
| 6 | TA-9-2023 | Arrangements between the Eur | Texts adop | 9 | 45078 | P9_TA(202 English | https://da | https://da | | http://pub | https://da | https://da | PE745.273 | https://da | BCE | INST | | | | |
| 7 | TA-9-2023 | Discharge 2021: EU general buc | Texts adop | 9 | 45056 | P9_TA(202 English | https://da | https://da | | http://pub | https://da | https://da | PE738.383 | https://da | BUDG | | | | | |
| 8 | TA-9-2023 | Discharge 2021: European Secu | Texts adop | 9 | 45056 | P9_TA(202 English | https://da | https://da | | http://pub | https://da | https://da | PE737.495 | https://da | BUDG | | | | | |
| 9 | TA-9-2023 | Discharge 2021: European Unic | Texts adop | 9 | 45056 | P9_TA(202 English | https://da | https://da | | http://pub | https://da | https://da | PE737.482 | https://da | BUDG | | | | | |

The screenshot shows the 'Subtotal' dialog box in Excel. The 'At each change in:' field is set to 'policy area1'. The 'Use function:' field is set to 'Count'. The 'Add subtotal to:' list has 'policy area3' selected. The 'Replace current subtotals' and 'Summary below data' checkboxes are checked. The 'OK' button is circled in red.

Grouping variable: for what categories we want to make the computation

Way of computation: what kind of number we want (sum, count, mean, min, max, SD)

Sum: the ammount which you have to pay in shop is sum of prices of pieces in your shoppingcart

Count: number of pieces in your shoppingcart

Mean: average price of pieces (e.g. 20, 30, 50, 100 mean is $(20+30+50+100)/4 = 50$)

SD: mean deviation of values around the mean $(50-20) + (50-30) + (50-50) + (100-50)/4 = 25$
 (real calculation works with squareroot of exposed numbers)

What you want to count

Result

- It is not over yet

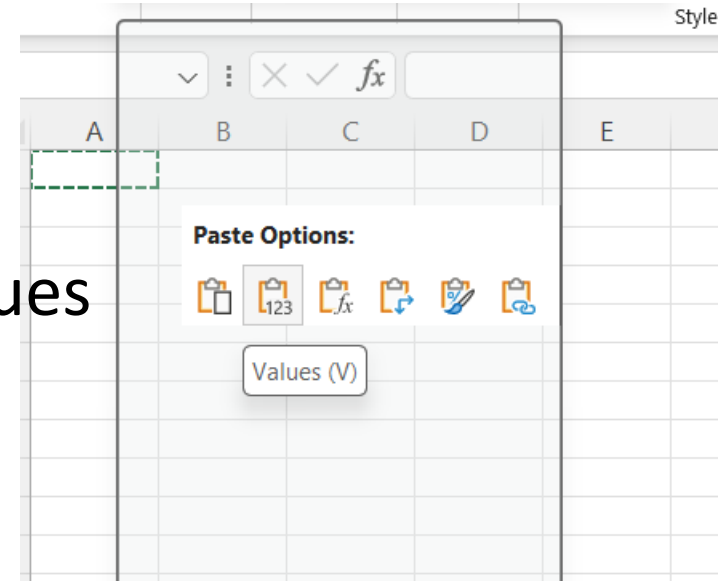
File Home Insert Page Layout Formulas **Data** Review View Automate Developer Help LightPDF Acrobat

Get Data From Text/CSV From Web From Table/Range From Picture Recent Sources Existing Connections Refresh All Queries & Connections Properties Edit Links Stocks (En... Currencies... Sort Filter Filter Clear Reapply Advanced Text to Columns What-If Analysis Forecast Sheet

document_URI

| | A | B | C | D | E | F | G | H | I | J | K | L | M | N | O | P |
|----|-----------|---------------------------------|------------|----------|----------|-----------|----------|------------|------------|----------|------------|------------|------------|-----------|------------------|-------------|
| 1 | document | document_title | document | document | document | document | document | document | document | document | document | document | document | document | document | policy area |
| 2 | TA-9-2023 | Towards a strong and sustaina | Texts adop | 9 | 45057 | P9_TA(202 | English | https://da | https://da | | http://pub | https://da | https://da | PE742.367 | https://da | AGRI |
| 3 | | | | | | | | | | | | | | | AGRI Cour | 1 |
| 4 | TA-9-2023 | Geographical indications for wi | Texts adop | 9 | 45078 | P9_TA(202 | English | https://da | https://da | | http://pub | https://da | https://da | PE736.493 | https://da | ALCO |
| 5 | | | | | | | | | | | | | | | ALCO Cou | 1 |
| 6 | TA-9-2023 | Arrangement with the Republic | Texts adop | 9 | 45078 | P9_TA(202 | English | https://da | https://da | | http://pub | https://da | https://da | PE745.509 | https://da | ASIL |
| 7 | | | | | | | | | | | | | | | ASIL Coun | 1 |
| 8 | TA-9-2023 | European Central Bank – annua | Texts adop | 9 | 44973 | P9_TA(202 | English | https://da | https://da | | http://pub | https://da | https://da | PE735.816 | https://da | BCE |
| 9 | TA-9-2023 | Arrangements between the Eur | Texts adop | 9 | 45078 | P9_TA(202 | English | https://da | https://da | | http://pub | https://da | https://da | PE745.273 | https://da | BCE |
| 10 | | | | | | | | | | | | | | | BCE Count | 2 |
| 11 | TA-9-2023 | Discharge 2021: EU general buc | Texts adop | 9 | 45056 | P9_TA(202 | English | https://da | https://da | | http://pub | https://da | https://da | PE738.383 | https://da | BUDG |
| 12 | TA-9-2023 | Discharge 2021: European Secu | Texts adop | 9 | 45056 | P9_TA(202 | English | https://da | https://da | | http://pub | https://da | https://da | PE737.495 | https://da | BUDG |
| 13 | TA-9-2023 | Discharge 2021: European Unic | Texts adop | 9 | 45056 | P9_TA(202 | English | https://da | https://da | | http://pub | https://da | https://da | PE737.482 | https://da | BUDG |
| 14 | TA-9-2023 | Discharge 2021: Key Digital Tec | Texts adop | 9 | 45056 | P9_TA(202 | English | https://da | https://da | | http://pub | https://da | https://da | PE738.434 | https://da | BUDG |
| 15 | TA-9-2023 | Discharge 2021: EU general buc | Texts adop | 9 | 45056 | P9_TA(202 | English | https://da | https://da | | http://pub | https://da | https://da | PE738.384 | https://da | BUDG |
| 16 | TA-9-2023 | Discharge 2021: European Bord | Texts adop | 9 | 45056 | P9_TA(202 | English | https://da | https://da | | http://pub | https://da | https://da | PE737.501 | https://da | BUDG |

- Copy the results to new sheet and insert them as values
 - Click with right button of mouse
- Select only rows with result
 - Add new empty column
 - Use text to column with „space“ as delimiter
 - Sort data by new column
 - Delete everything without word count (in new column)



Compute percentages

- $=C2/ \$C\$70 * 100$
- \$ allows to calculate values for whole column, but the value in denominator remains the same