

National Exit Polls: How Different Groups Voted

The numbers on this page are **preliminary estimates** from exit polls conducted by Edison Research for the National Election Pool. These surveys interviewed voters outside of polling places or early voting sites, or by phone.

Results from interviews with 15,590 voters are shown below. These numbers will be updated as more data becomes available, and they will eventually be adjusted to match the actual vote count.

Demographic



Donald Trump



Joseph R. Biden Jr.

Are you male or female?


| | | |
|-----------------------|-----|-----|
| Male 47% of voters | 49% | 48% |
| Female 53% | 43 | 56 |

What is your racial or ethnic heritage?

| | | |
|-------|----|----|
| White | 57 | 42 |
|-------|----|----|


Latest updates

✓ **WINNER** 1m ago
Mondaire Jones, Democrat, wins New York's 17th Congressional District >

 **Thomas Kaplan, in Wilmington, Del.** 35m ago
Biden is expected to address the American people at some point today, his campaign manager, Jennifer O'Malley Dillon, tells reporters.

✓ **WINNER** 39m ago
Ashley Hinson, Republican, wins Iowa's First Congressional District >

 **Annie Karni, in Washington** 43m ago
Trump campaign officials tell reporters that "if all legally cast ballots are counted, we believe the president will win." They continue to describe Fox News, AP calls of Arizona for Biden as "just plain wrong."

 **Annie Karni, in Washington** 44m ago
"If we count all legal ballots, the president wins," Trump campaign manager Bill Stepien said on a call with reporters.

| 65% of voters | | |
|-------------------------------|----|----|
| Black 12% | 12 | 87 |
| Hispanic/Latino 13% | 32 | 66 |
| Asian 3% | 31 | 63 |
| Other 6% | 40 | 58 |



Donald Trump



Joseph R. Biden Jr.

How old are you?

| | | |
|-------------------------------|----|----|
| 18-29 17% of voters | 35 | 62 |
| 30-44 24% | 45 | 52 |
| 45-64 38% | 49 | 50 |
| 65 or over 22% | 51 | 48 |

What is your level of education?

| | | |
|-----------------------------------|----|----|
| College graduate 44% of voters | 42 | 55 |
| No college degree 56% | 49 | 49 |



Donald Trump



Joseph R. Biden Jr.


Are you currently married?

| | | |
|----------------------|----|----|
| Yes 56% of voters | 54 | 44 |
| No 44% | 40 | 57 |

Are you gay, lesbian, bisexual or transgender?

| | | |
|---------------------|----|----|
| Yes 7% of voters | 28 | 61 |
| No 93% | 48 | 50 |





Donald Trump



Joseph R. Biden Jr.

Do you have any children under 18 living in your home?

| | | |
|----------------------|----|----|
| Yes 33% of voters | 46 | 51 |
| No 67% | 48 | 49 |

Are you a white evangelical or white born-again Christian?

| | | |
|--|----|----|
| White evangelical or white born-again Christian 27% of voters | 76 | 23 |
| All others 73% | 37 | 60 |



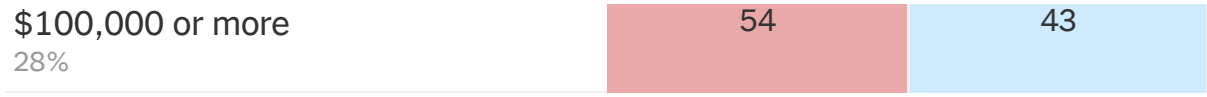
Donald Trump



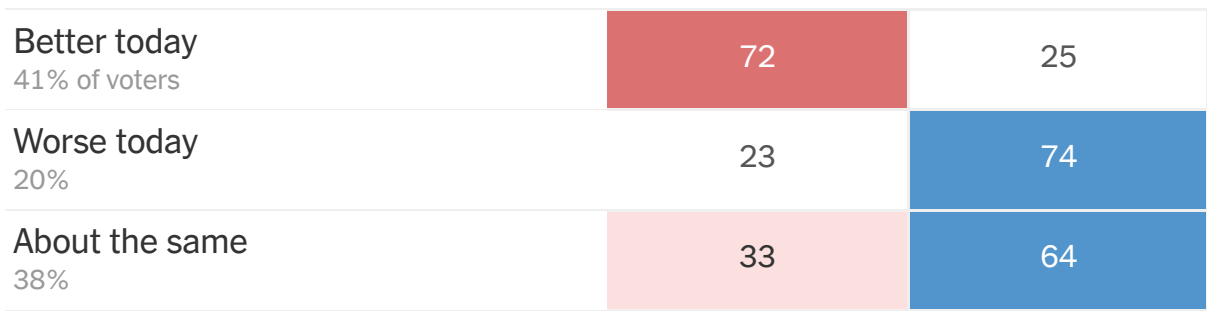
Joseph R. Biden Jr.

What was your total family income in 2019?

| | | |
|---------------------------------|----|----|
| Under \$50,000 35% of voters | 41 | 57 |
| \$50,000-\$99,999 38% | 43 | 56 |



Compared to four years ago, is your family's financial situation:

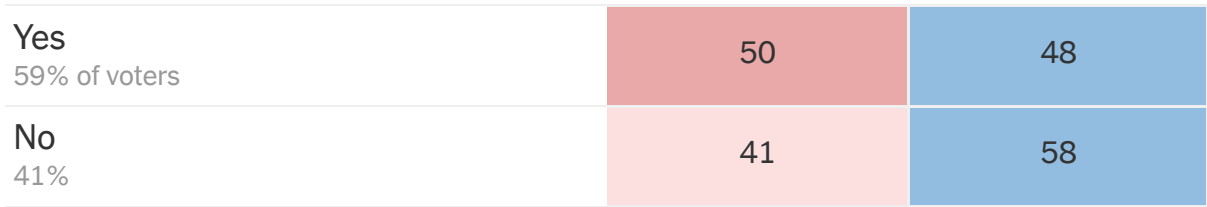


Donald Trump



Joseph R. Biden Jr.

Do you work full-time for pay?



Does anyone in your household belong to a labor union?






Donald Trump




Joseph R. Biden Jr.

Have you ever served in the U.S. military?



Is this the first year you have ever voted?



Donald Trump



Joseph R. Biden Jr.

On most political matters, do you consider yourself:

| | | |
|--------------------------|----|----|
| Liberal 24% of voters | 10 | 89 |
| Moderate 40% | 33 | 64 |
| Conservative 37% | 84 | 14 |

No matter how you voted today, do you usually think of yourself as a:

| | | |
|--------------------------------------|----|----|
| Democrat 37% of voters | 6 | 94 |
| Republican 35% | 93 | 6 |
| Independent or something else 28% | 40 | 54 |



Donald Trump



Joseph R. Biden Jr.

In which part of the country do you live?

| | | |
|-----------------------|----|----|
| East 21% of voters | 41 | 57 |
|-----------------------|----|----|

| | | |
|----------------|----|----|
| Midwest 23% | 50 | 48 |
| South 35% | 50 | 48 |
| West 22% | 41 | 57 |

What kind of place do you live in?

| | | |
|--------------------------------------|----|----|
| City of 50K or more 30% of voters | 37 | 60 |
| Suburb 51% | 48 | 51 |
| Small city or rural area 20% | 54 | 45 |



Donald Trump



Joseph R. Biden Jr.

Are you white or nonwhite?

| | | |
|------------------------|----|----|
| White 65% of voters | 57 | 42 |
| Nonwhite 35% | 26 | 72 |

What is your gender and racial or ethnic heritage?

| | | |
|----------------------------|----|----|
| White men 32% of voters | 58 | 40 |
| White women 33% | 55 | 43 |
| Black men 5% | 18 | 80 |
| Black women 7% | 8 | 91 |
| Latino men 6% | 36 | 61 |
| Latino women 8% | 28 | 70 |
| All other races 9% | 37 | 60 |



Donald Trump



Joseph R. Biden Jr.

What is your race and education level?

| | | |
|---|----|----|
| White college graduate 31% of voters | 49 | 49 |
| White noncollege graduate | 64 | 35 |

| | | |
|-------------------------------------|----|----|
| 34% | | |
| Nonwhite college graduate 13% | 27 | 71 |
| Nonwhite noncollege graduate 22% | 26 | 72 |

Issues and attitudes



Donald Trump



Joseph R. Biden Jr.

Which one of these five issues mattered most in deciding how you voted for president?

| | | |
|------------------------------------|----|----|
| Racial inequality 20% of voters | 8 | 91 |
| The coronavirus pandemic 17% | 14 | 82 |
| The economy 35% | 82 | 17 |
| Crime and safety 11% | 71 | 28 |
| Health care policy 11% | 36 | 63 |

Which one of these four candidate qualities mattered most in deciding how you voted for president?

| | | |
|--|----|----|
| Can unite the country 19% of voters | 23 | 76 |
| Is a strong leader 32% | 71 | 28 |
| Cares about people like me 21% | 49 | 50 |
| Has good judgment 23% | 27 | 68 |



Donald Trump



Joseph R. Biden Jr.

Which was more important in your vote for president today?

| | | |
|---|----|----|
| My candidate's positions on the issues 73% of voters | 52 | 47 |
| My candidate's personal qualities 23% | 30 | 66 |

Who would better handle the coronavirus pandemic?

| | | |
|----------------------------|---|----|
| Joe Biden 51% of voters | 5 | 92 |
|----------------------------|---|----|

Donald Trump
43%

93

7



Donald Trump



Joseph R. Biden Jr.

Who would better handle the economy?

Joe Biden
48% of voters

2

97

Donald Trump
50%

90

9

Which is more important?

Containing the coronavirus now, even if
it hurts the economy
51% of voters

18


80

Rebuilding the economy now, even if it
hurts efforts to contain the coronavirus
42%

76

22





Donald Trump



Joseph R. Biden Jr.

Do you think Donald Trump has the temperament to serve effectively as president?

| | | |
|----------------------|----|----|
| Yes 44% of voters | 94 | 5 |
| No 53% | 9 | 87 |

Do you think Joe Biden has the temperament to serve effectively as president?

| | | |
|----------------------|----|----|
| Yes 53% of voters | 8 | 91 |
| No 45% | 93 | 3 |



Donald Trump



Joseph R. Biden Jr.

Does Donald Trump have the physical and mental health needed to serve effectively as president?

| | | |
|------------------------------------|----|----|
| Donald Trump does 46% of voters | 88 | 11 |
|------------------------------------|----|----|

Donald Trump does not
52%

5

92

Does Joe Biden have the physical and mental health needed to serve effectively as president?

Joe Biden does
52% of voters

8

91

Joe Biden does not
46%

85

12



Donald Trump



Joseph R. Biden Jr.

Was your vote for president mainly:

For your candidate
71% of voters

52

47

Against his opponent
24%

30

68

How do you feel about the way Donald Trump is handling his job as president?

Approve
47% of voters

90

9

3

96

Disapprove

51%



Donald Trump




Joseph R. Biden Jr.

Is your opinion of Donald Trump:

Favorable

45% of voters



Unfavorable

53%



Is your opinion of Mike Pence:

Favorable

43% of voters



Unfavorable

50%



Donald Trump



Joseph R. Biden Jr.

Is your opinion of Joe Biden:

| | | |
|----------------------------|----|----|
| Favorable 52% of voters | 4 | 94 |
| Unfavorable 46% | 94 | 4 |

Is your opinion of Kamala Harris:

| | | |
|----------------------------|----|----|
| Favorable 51% of voters | 7 | 92 |
| Unfavorable 43% | 88 | 10 |



Donald Trump



Joseph R. Biden Jr.

If Donald Trump is re-elected president, would you feel:

| | | |
|--------------------------|----|----|
| Excited 24% of voters | 98 | 2 |
| Optimistic 21% | 84 | 14 |
| Concerned 18% | 21 | 76 |
| Scared | 2 | 96 |

32%



If Donald Trump is re-elected president, would you feel:

| | | |
|--|----|----|
| Excited or optimistic 45% of voters | 92 | 8 |
| Concerned or scared 50% | 9 | 89 |



Donald Trump



Joseph R. Biden Jr.

If Joe Biden is elected president, would you feel:

| | | |
|--------------------------|----|----|
| Excited 22% of voters | 2 | 98 |
| Optimistic 28% | 8 | 90 |
| Concerned 23% | 92 | 5 |
| Scared 23% | 89 | 9 |

If Joe Biden is elected president, would you feel:

| | | |
|--|---|----|
| Excited or optimistic 50% of voters | 6 | 93 |
|--|---|----|

| | | |
|----------------------------|----|---|
| Concerned or scared 46% | 91 | 7 |
|----------------------------|----|---|



Donald Trump



Joseph R. Biden Jr.

Do you think U.S. efforts to contain the coronavirus pandemic are going:

| | | |
|----------------------------|----|----|
| Very well 17% of voters | 84 | 15 |
| Somewhat well 31% | 75 | 24 |
| Somewhat badly 16% | 23 | 74 |
| Very badly 34% | 4 | 94 |

Has the coronavirus pandemic caused you:

| | | |
|--|----|----|
| A severe financial hardship 17% of voters | 26 | 72 |
| A moderate financial hardship 38% | 38 | 61 |
| No financial hardship at all 44% | 56 | 42 |



Donald Trump



Joseph R. Biden Jr.

Do you consider wearing a face mask in public more of a:

| | | |
|-------------------------------------|----|----|
| Personal choice 30% of voters | 72 | 25 |
| Public health responsibility 67% | 35 | 64 |

Do you think the condition of the nation's economy is:

| | | |
|------------------------------------|----|----|
| Excellent or good 49% of voters | 76 | 23 |
| Not so good or poor 50% | 17 | 81 |



Donald Trump



Joseph R. Biden Jr.

Do you expect life for the next generation of Americans to be:

| | | |
|---|----|----|
| Better than life today 53% of voters | 41 | 58 |
| Worse than life today 20% | 42 | 55 |
| About the same 21% | 55 | 43 |

Is your opinion of the Black Lives Matter movement:

| | | |
|----------------------------|----|----|
| Favorable 57% of voters | 19 | 78 |
| Unfavorable 36% | 85 | 14 |



Donald Trump



Joseph R. Biden Jr.

Is racism in the U.S.:

| | | |
|---|----|----|
| Most important problem or one of many important problems 71% of voters | 28 | 70 |
| A minor problem or not a problem at all 26% | 82 | 16 |

Do you think the country's criminal justice system:

| | | |
|---|----|----|
| Treats all people fairly 40% of voters | 83 | 15 |
| Treats Black people unfairly 53% | 17 | 82 |



Donald Trump



Joseph R. Biden Jr.

Do you think climate change, also known as global warming, is a serious problem?

| | | |
|----------------------|----|----|
| Yes 66% of voters | 29 | 68 |
| No 31% | 84 | 15 |

Which comes closest to your position? Abortion should be:

| | | |
|------------------------|----|----|
| Legal 51% of voters | 24 | 72 |
| Illegal 42% | 75 | 23 |





Donald Trump



Joseph R. Biden Jr.

What should the Supreme Court do about Obamacare, the 2010 health care law?

| | | |
|--------------------------------|----|----|
| Keep it as is 52% of voters | 18 | 80 |
| Overturn it 43% | 78 | 21 |

In deciding your vote for president, were appointments to the Supreme Court:

| | | |
|--|----|----|
| The most important factor 13% of voters | 50 | 47 |
| An important factor 47% | 44 | 53 |
| A minor factor 19% | 49 | 49 |
| Not a factor at all 19% | 50 | 47 |



Donald Trump



Joseph R. Biden Jr.

In deciding your vote for president, were appointments to the Supreme Court:

| | | |
|--|----|----|
| Most important or an important factor 60% of voters | 46 | 52 |
| A minor factor or not a factor at all 37% | 49 | 48 |

Which best describes your feelings about the way the federal government is working?

| | | |
|--|----|----|
| Enthusiastic 14% of voters | 76 | 23 |
| Satisfied, but not enthusiastic 27% | 68 | 31 |
| Dissatisfied, but not angry 31% | 32 | 66 |
| Angry 25% | 24 | 74 |



Donald Trump



Joseph R. Biden Jr.

Which best describes your feelings about the way the federal government is working?

| | | |
|--|----|----|
| Enthusiastic or satisfied 41% of voters | 70 | 29 |
| Dissatisfied or angry 57% | 28 | 70 |

Do you think your state makes it easy or difficult for you to vote?

| | | |
|----------------------------|----|----|
| Very easy 68% of voters | 47 | 51 |
| Somewhat easy 25% | 36 | 63 |
| Somewhat difficult 5% | 43 | 54 |
| Very difficult 2% | — | — |



Donald Trump



Joseph R. Biden Jr.

How confident are you that votes in your state will be counted accurately?

| | | |
|---------------------------------|----|----|
| Very confident 46% of voters | 44 | 55 |
| | 39 | 59 |

| | | |
|----------------------------|----|----|
| Somewhat confident 41% | | |
| Not very confident 8% | 59 | 36 |
| Not at all confident 4% | 64 | 32 |

When did you finally decide for whom to vote in the presidential election?

| | | |
|------------------------------------|----|----|
| In the last month 12% of voters | 49 | 45 |
| Before that 84% | 48 | 50 |



Donald Trump



Joseph R. Biden Jr.

When did you finally decide for whom to vote in the presidential election?

| | | |
|----------------------------------|----|----|
| In the last week 5% of voters | 54 | 40 |
| Before that 91% | 48 | 50 |

For which of the presidential candidates do you have a favorable opinion?

| | | |
|----------------------|----|----|
| Both 3% of voters | 48 | 47 |
| Only Biden 50% | 2 | 96 |
| Only Trump 42% | 98 | 2 |
| Neither 4% | 52 | 33 |



Donald Trump



Joseph R. Biden Jr.

For which of the vice-presidential candidates do you have a favorable opinion?

| | | |
|----------------------|----|----|
| Both 6% of voters | 47 | 49 |
| Only Harris 46% | 2 | 98 |
| Only Pence 37% | 96 | 3 |
| Neither | 40 | 50 |

7%

In the 2016 election for president, did you vote for:

| | | |
|--|----|----|
| Hillary Clinton (Dem) 40% of voters | 4 | 95 |
| Donald Trump (Rep) 42% | 92 | 8 |
| Other 5% | 24 | 62 |
| Did not vote 11% | 37 | 61 |



Donald Trump



Joseph R. Biden Jr.

Do you think your state makes it easy or difficult for you to vote?

| | | |
|---|----|----|
| Very easy or somewhat easy 93% of voters | 44 | 54 |
| Very difficult or somewhat difficult 6% | 43 | 54 |

More breakdowns



Donald Trump



Joseph R. Biden Jr.

Which presidential candidate has the temperament to serve effectively as president?

| | | |
|----------------------|----|----|
| Both 5% of voters | 60 | 38 |
| Only Biden 48% | 2 | 97 |
| Only Trump 39% | 98 | 1 |
| Neither 6% | 65 | 17 |

Which candidate has the physical and mental health needed to serve effectively as president?

| | | |
|---------------------------------|----|----|
| Only Joe Biden 44% of voters | 2 | 98 |
| Only Donald Trump 38% | 98 | 1 |
| Both of them 8% | 43 | 57 |

| | | |
|-----------------------|----|----|
| Neither of them 8% | 26 | 63 |
|-----------------------|----|----|



Donald Trump



Joseph R. Biden Jr.

How do you feel about the way Donald Trump is handling his job as president?

| | | |
|-----------------------------------|----|----|
| Strongly approve 35% of voters | 95 | 4 |
| Somewhat approve 12% | 74 | 21 |
| Somewhat disapprove 10% | 7 | 90 |
| Strongly disapprove 41% | 2 | 97 |

Do you think U.S. efforts to contain the coronavirus pandemic are going:

| | | |
|---|----|----|
| Very well or somewhat well 48% of voters | 78 | 21 |
| Very badly or somewhat badly 50% | 10 | 88 |



Donald Trump



Joseph R. Biden Jr.

Do you think the condition of the nation's economy is:

| | | |
|----------------------------|----|----|
| Excellent 13% of voters | 78 | 22 |
| Good 35% | 75 | 24 |
| Not so good 31% | 22 | 76 |
| Poor 19% | 9 | 88 |

Is racism in the U.S.:

| | | |
|---|----|----|
| The most important problem 20% of voters | 11 | 87 |
| One of many important problems 51% | 35 | 63 |
| A minor problem 17% | 79 | 19 |
| Not a problem at all 9% | 88 | 10 |





Donald Trump



Joseph R. Biden Jr.

Which comes closest to your position? Abortion should be:

| | | |
|-------------------------------------|----|----|
| Legal in all cases 25% of voters | 18 | 78 |
| Legal in most cases 27% | 30 | 67 |
| Illegal in most cases 24% | 72 | 26 |
| Illegal in all cases 18% | 80 | 19 |

How confident are you that votes in your state will be counted accurately?

| | | |
|---|----|----|
| Very or somewhat confident 87% of voters | 42 | 57 |
| Not very or not at all confident 12% | 61 | 34 |



Donald Trump



Joseph R. Biden Jr.

When did you finally decide for whom to vote in the presidential election?

| | | |
|--------------------------------------|----|----|
| In the last few days 3% of voters | 49 | 45 |
| In the last week 2% | 63 | 30 |
| In October 8% | 46 | 49 |
| In September 11% | 41 | 55 |
| Before that 72% | 49 | 49 |

Do you have any children under 18 living in your home? What is your gender?

| | | |
|------------------------------------|----|----|
| Men with children 17% of voters | 46 | 51 |
| Women with children 16% | 46 | 52 |
| Men without children 33% | 51 | 46 |
| Women without children 34% | 46 | 53 |





Donald Trump



Joseph R. Biden Jr.

Are you married? What is your gender?

| | | |
|------------------------------|----|----|
| Married men 30% of voters | 53 | 46 |
| Married women 26% | 55 | 42 |
| Unmarried men 20% | 44 | 50 |
| Unmarried women 24% | 37 | 62 |

What best describes your level of education?

| | | |
|--|----|----|
| Never attended college 19% of voters | 51 | 48 |
| Attended college but received no degree 22% | 46 | 52 |
| Associate's degree 15% | 49 | 48 |
| Bachelor's degree 27% | 46 | 51 |
| Graduate degree 16% | 36 | 62 |



Donald Trump



Joseph R. Biden Jr.

How old are you?

| | | |
|-----------------------|----|----|
| 18-24 9% of voters | 29 | 67 |
| 25-29 7% | 42 | 55 |
| 30-39 16% | 45 | 52 |
| 40-49 16% | 43 | 54 |
| 50-64 30% | 51 | 48 |
| 65 or over 22% | 51 | 48 |

How old are you?

| | | |
|------------------------|----|----|
| 18-44 40% of voters | 41 | 56 |
| 45+ 60% | 50 | 49 |





Donald Trump



Joseph R. Biden Jr.

What is your racial or ethnic heritage? How old are you?

| | | |
|-----------------------------|----|----|
| White 18-29 8% of voters | 51 | 46 |
| White 30-44 13% | 57 | 41 |
| White 45-59 18% | 60 | 38 |
| White 60+ 25% | 56 | 43 |
| Black 18-29 2% | 9 | 90 |
| Black 30-44 4% | 19 | 79 |
| Black 45-59 3% | 10 | 89 |
| Black 60+ 3% | 7 | 92 |
| Latino 18-29 4% | 29 | 69 |
| Latino 30-44 4% | 32 | 65 |
| Latino 45-59 3% | 29 | 68 |

| | | |
|------------------|----|----|
| Latino 60+ 2% | 39 | 59 |
| All other 9% | 37 | 59 |

What was your total family income in 2019?

| | | |
|---------------------------------|----|----|
| Under \$30,000 15% of voters | 42 | 57 |
| \$30,000 - \$49,999 19% | 41 | 58 |
| \$50,000 - \$99,999 38% | 43 | 56 |
| \$100,000 - \$199,999 21% | 57 | 41 |
| \$200,000 or more 7% | 43 | 47 |



Donald Trump



Joseph R. Biden Jr.

What was your total family income in 2019?

| | | |
|---------------------------------|----|----|
| Under \$50,000 35% of voters | 41 | 57 |
|---------------------------------|----|----|

| | | |
|-------------------------|----|----|
| \$50,000 or more 65% | 47 | 51 |
|-------------------------|----|----|

What was your total family income in 2019?

| | | |
|----------------------------------|----|----|
| Under \$100,000 72% of voters | 42 | 57 |
| \$100,000 or more 28% | 54 | 43 |



Donald Trump



Joseph R. Biden Jr.

Are you:

| | | |
|--|----|----|
| White female college graduate 15% of voters | 50 | 49 |
| White female not a college graduate 18% | 60 | 39 |
| White male college graduate 16% | 48 | 50 |
| White male not a college graduate 16% | 67 | 30 |
| Not any of these 35% | 26 | 72 |

These estimates are subject to sampling error. The potential error is greater for smaller groups, or for characteristics that are concentrated in a few polling places. They are also subject to other types of errors, such as those that would arise if certain types of people were unwilling to talk to exit poll workers.

Source: Exit polls conducted by Edison Research for the National Election Pool

By Michael Andre, Aliza Aufrichtig, Gray Beltran, Matthew Bloch, Larry Buchanan, Andrew Chavez, Nate Cohn, Matthew Conlen, Annie Daniel, Asmaa Elkeurti, Andrew Fischer, Josh Holder, Will Houpp, Jonathan Huang, Josh Katz, Aaron Krolik, Jasmine C. Lee, Rebecca Lieberman, Ilana Marcus, Jaymin Patel, Charlie Smart, Ben Smithgall, Umi Syam, Rumsey Taylor, Miles Watkins and Isaac White

Additional data collection by Alice Park, Rachel Shorey, Thu Trinh and Quoc Trung Bui

Candidate photo research and production by Earl Wilson, Alana Celii, Lalena Fisher, Yuriria Avila, Amanda Cordero, Laura Kaltman, Andrew Rodriguez, Alex Garces, Chris Kahley, Andy Chen, Chris O'Brien, Jim DeMaria, Dave Braun and Jessica White

Reporting contributed by Alicia Parlapiano

2020 Election Results

[Alabama](#) ›

[Arkansas](#) ›

[Connecticut](#) ›

[Florida](#) ›

[Alaska](#) ›

[California](#) ›

[Delaware](#) ›

[Georgia](#) ›

[Arizona](#) ›

[Colorado](#) ›

[D.C.](#) ›

[Hawaii](#) ›

- Idaho ›
- Illinois ›
- Indiana ›
- Iowa ›
- Kansas ›
- Kentucky ›
- Louisiana ›
- Maine ›
- Maryland ›
- Massachusetts ›
- Michigan ›
- Minnesota ›
- Mississippi ›
- Missouri ›
- Montana ›
- Nebraska ›
- Nevada ›
- New Hampshire ›
- New Jersey ›
- New Mexico ›
- New York ›
- North Carolina ›
- North Dakota ›
- Ohio ›
- Oklahoma ›
- Oregon ›
- Pennsylvania ›
- Rhode Island ›
- South Carolina ›
- South Dakota ›
- Tennessee ›
- Texas ›
- Utah ›
- Vermont ›
- Virginia ›
- Washington ›
- West Virginia ›
- Wisconsin ›
- Wyoming ›

Past Election Results

2020 Primaries | 2018 | 2016 | 2014 | 2012 | 2010 | 2008

Trending



Courtesy of Casa Solutions



Pool photo by Chris Kleponis/EPA, via Shutterstock



Image by Ruth Fremson/The New York Times

House Hunting in Panama: Tucked Into the Mountains for \$580,000

2h ago

Trump, Biden and Dressing for No Victory

2h ago

Can Biden Still Win? Can Trump Still Win? Yes. Here Are the Remaining Paths.

2h ago

© 2020 The New York Times Company

[NYTCo](#)

[Contact Us](#)

[Work with us](#)

[Advertise](#)

[T Brand Studio](#)

[Your Ad Choices](#)

[Privacy Policy](#)

[Terms of Service](#)

[Terms of Sale](#)

[Site Map](#)

[Help](#)

[Subscriptions](#)