

# The ECHR

## in facts & figures

2016



EUROPEAN COURT OF HUMAN RIGHTS  
COUR EUROPÉENNE DES DROITS DE L'HOMME

COUNCIL OF EUROPE



CONSEIL DE L'EUROPE

THE  
EUROPEAN  
COURT  
OF HUMAN  
RIGHTS

IN FACTS  
& FIGURES

2016

This document has been prepared by the Public Relations Unit of the Court, and does not bind the Court. It is intended to provide basic general information about the way the Court works.

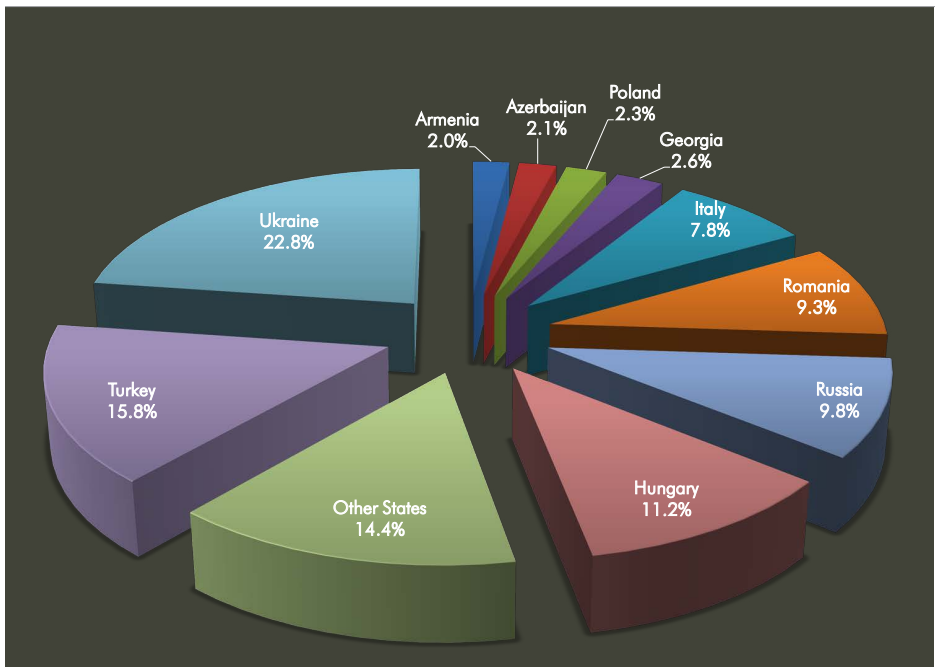
For more detailed information, please refer to documents issued by the Registry available on the Court's website: **[www.echr.coe.int](http://www.echr.coe.int)**

© European Court of Human Rights, March 2017

## Pending allocated cases

Approximately 79,750 applications were pending before a judicial formation on 31 December 2016. Almost half of these applications had been lodged against one of the following 3 member States of the Council of Europe: Ukraine, Turkey or Hungary.

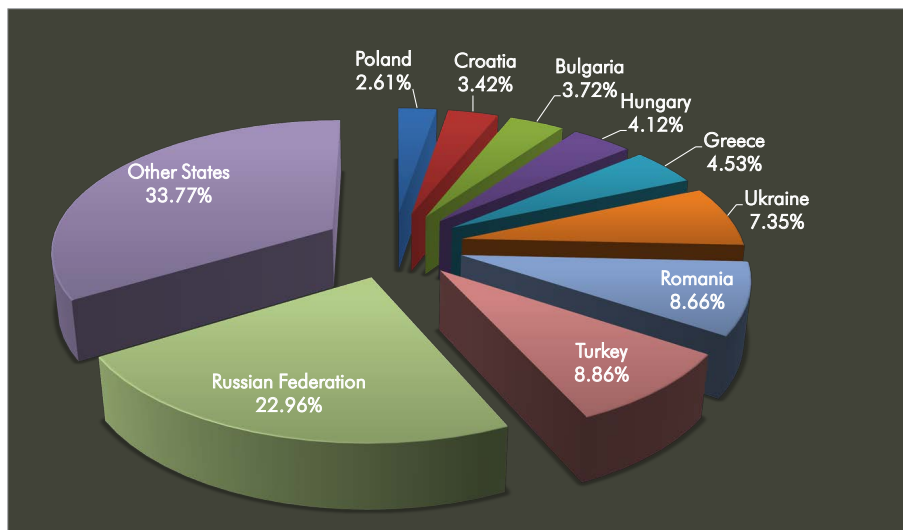
on 31 December 2016



## Judgments by State in 2016

In 2016, almost half the judgments concerned 4 of the 47 member States, namely the Russian Federation (228), Turkey (88), Romania (86) and Ukraine (73). Nearly a quarter of all the judgments delivered by the Court concerned the Russian Federation.

Of the total number of judgments delivered in 2016, the Court has found at least one violation of the Convention by the respondent State in 83% of the cases.



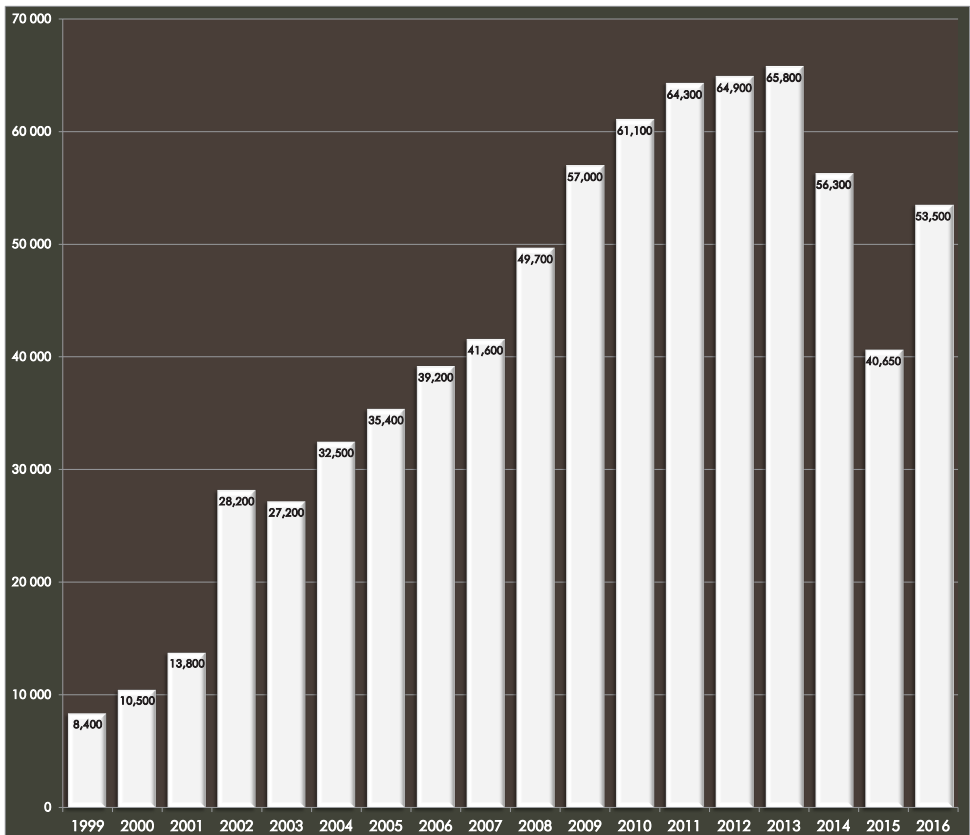
Since the Court was established in 1959, more than a quarter of the judgments delivered by it have concerned 2 member States: Turkey (3,270) and Italy (2,351).

## Applications allocated to a judicial formation

Applications which are allocated to a judicial formation are those for which the Court has received a correctly completed form, accompanied by copies of relevant documents.

These applications will be examined by a single judge, a Committee or a Chamber of the Court. These figures do not include applications which are at the pre-judicial stage (incomplete case file).

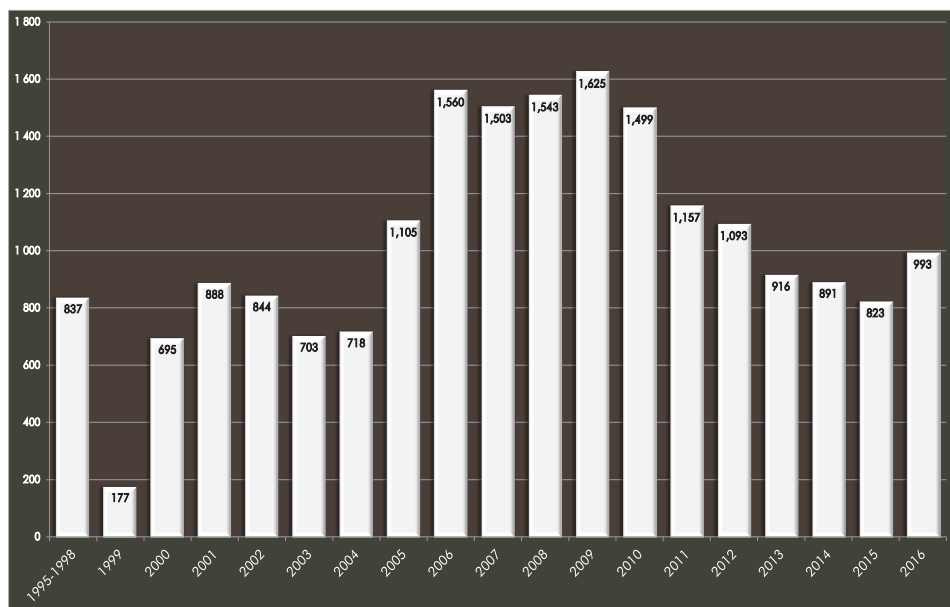
**on 31 December 2016**



## Judgments delivered by the Court

In recent years the Court has concentrated on examining complex cases, and has decided to join certain applications which raise similar legal questions so that it can consider them jointly. Thus, although the number of judgments delivered each year is not increasing as rapidly as in the past, the Court has examined more applications.

In 2016 the Court delivered 993 judgments concerning 1,926 applications. A total of 38,505 applications were decided in 2016, through a judgment or decision, or by being struck out of the list.

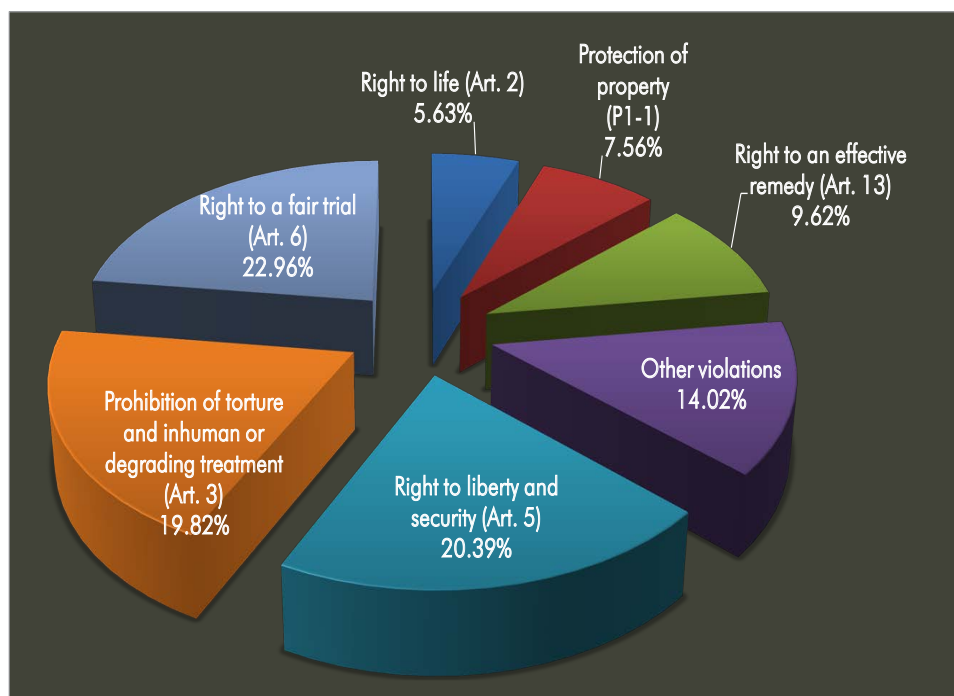


## Subject-matter of the Court's violation judgments in 2016

In the judgments delivered by the Court in 2015, nearly a quarter of the violations concerned Article 6 (right to a fair hearing), whether on account of the fairness or the length of the proceedings.

Furthermore, nearly 20% of the violations found by the Court concerned the prohibition of torture and inhuman or degrading treatment (Article 3). In addition, more than 20% of the violations found concerned the right to liberty and security (Article 5).

It should be noted that 25% of the findings of a violation concerned a serious breach of the Convention, namely the right to life or the prohibition of torture and inhuman or degrading treatment (Articles 2 and 3).

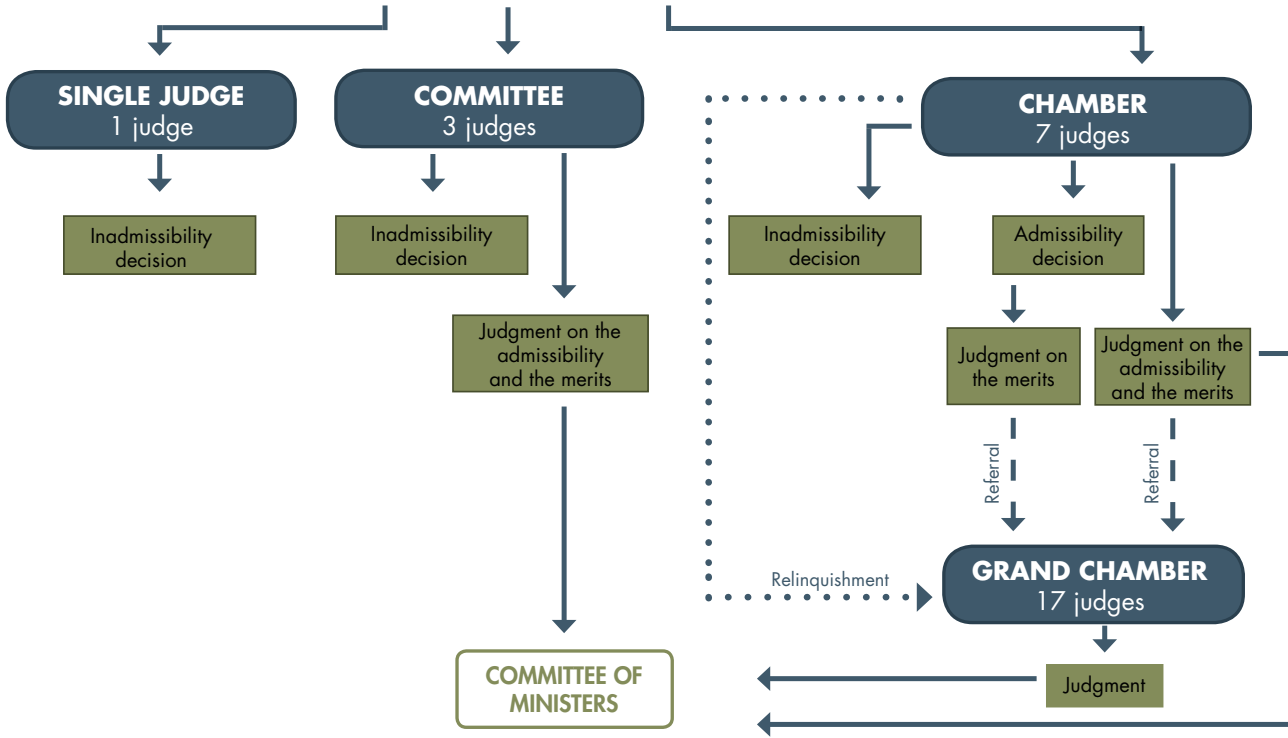




## Throughput of applications in 2016

	Applications allocated to a judicial formation	Applications inadmissible or struck out	Applications declared	Applications which judgment was delivered	Total number of applications decided
	2016	2016	2016	2016	2016
Albania		147	44	22	66
Andorra		4	4	2	6
Armenia		753	133	16	149
Austria		236	239	11	250
Azerbaijan		333	136	50	186
Belgium		184	158	11	169
Bosnia and Herzegovina		882	596	2	598
Bulgaria		1,033	907	42	949
Croatia		764	639	39	678
Cyprus		34	34	4	38
Czech Republic		338	339	7	346
Denmark		47	51	3	54
Estonia		206	210	5	215
Finland		196	157	1	158
France		916	874	27	901
Georgia		74	148	4	152
Germany		676	658	19	677
Greece		337	455	65	520
Hungary		5,569	1,125	100	1,225
Iceland		24	15	0	15
Ireland		27	19	0	19
Italy		1,409	2,695	35	2,730
Latvia		258	228	17	245
Liechtenstein		10	14	1	15
Lithuania		406	453	22	475
Luxembourg		38	22	0	22
Malta		26	14	10	24
Republic of Moldova		839	750	27	777
Monaco		6	5	0	5
Montenegro		165	220	4	224
Netherlands		494	500	11	511
Norway		90	87	3	90
Poland		2,424	2,246	29	2,275
Portugal		155	269	33	302
Romania		8,204	4,089	258	4,347
Russian Federation		5,591	6,365	645	7,010
San Marino		13	5	0	5
Serbia		1,336	1,220	66	1,286
Slovak Republic		309	318	10	328
Slovenia		239	299	4	303
Spain		626	557	18	575
Sweden		138	141	4	145
Switzerland		258	230	10	240
'The former Yugoslav Republic of Macedonia'		340	321	16	337
Turkey		8,308	4,042	118	4,160
Ukraine		8,658	4,188	116	4,304
United Kingdom		373	360	39	399
<b>TOTAL</b>		<b>53,493</b>	<b>36,579</b>	<b>1,926</b>	<b>38,505</b>

# INDIVIDUAL APPLICATION



Simplified flow chart of case-processing by the Court

Violations by Article and by State<sup>1</sup>

2016	Total number of judgments																Other Articles of the Convention												
	Total	Total	Total	Total	Total	2	2	3	3	3	3	4	5	6	6	6	7	8	9	10	11	12	13	14	P1-1	P1-2	P1-3	P1-4	
Albania	10	10													1	9							7		6				
Andorra	2	1	1														1						1						
Armenia	15	13	2			1	1			1			4	10												4			
Austria	10	6	4											1	4					1									
Azerbaijan	16	16					1		4	3			10	6	1						5				1		4		8
Belgium	11	5	5	1					1		2		2	2				1					1						
Bosnia and Herzegovina	2	2																						1					3
Bulgaria	37	33	2		2				6	2			6	9		1	9		4				7		14		1		
Croatia	34	25	8		1		1		1					6	3		1	1	1				1	2	10				
Cyprus	3	2	1							1			2																
Czech Republic	5	2	3										3	1															
Denmark	3	1	2																					1					
Estonia	5	3	2							1				2									1						
Finland	1	1																				1							
France	23	14	8		1	1			5		2		7	3					3	2									
Georgia	4	4											3	1					1										1
Germany	18	4	13	1					1					2					1										
Greece	45	41	4						17	1	1	1	7	2	16	1			3	1				21		1			1
Hungary	41	40			1				7				4	3	16				3		6	1		6		7			
Iceland	0																												
Ireland	0																												
Italy	15	10	3	2			1		2	2			6	2	1				5				8	1	1				
Latvia	16	9	7						1	2			4	1	1				1										1
Liechtenstein	1	1												1	1								1						

Violations by Article and by State<sup>1</sup>

2016	Other Articles of the Convention																Right not to be tried or punished twice																			
	Total number of judgments	Judgments finding at least one violation	Friendly settlements/Springerout judgments	Judgments finding no violation	Other judgments	Right to life - deprivation of life	Lack of effective investigation	Inhuman or degrading treatment	Prohibition of torture	Lack of effective investigation	Conditional investigation	Prohibition of slavery/forced labour	Right to liberty and security	Right to a fair trial <sup>4</sup>	Length of proceedings	No punishment without law	Freedom of thought, conscience and religion	Freedom of assembly and association	Freedom of expression	Right to marry	Prohibition of discrimination	Protection of property	Right to education	Right to free elections	Other Articles of the Convention											
	Total	Total	Total	Total	Total	2	2	3	3	3	3	3	4	5	6	6	6	7	8	9	10	11	12	13	14	P1-1	P1-2	P1-3	P1-4							
Lithuania	22	13	6	3			1	2	3				1	4		1	2						1	2												
Luxembourg	0																																			
Malta	8	7	1						2					6	2								1	2												
Republic of Moldova	23	19	2		2					10	4			4	6				1				3	2												
Monaco	0																																			
Montenegro	2	2												1	2																					
Netherlands	11	3	8							1				2	1																					
Norway	2	2																																		
Poland	26	19	7							11				1		1			3		3					1										
Portugal	19	17	2												7	8	1		4		3			5												
Romania	86	71	6	4	5	1	5		28	12				7	16	8	1		7		1	1			2	2										
Russian Federation	228	222	5		1	11	13		64	13	3			153	41	15	13		12	1	4	5		50	1	32		1		15						
San Marino	0																																			
Serbia	21	19	2				1								3	4	9		1				1	8		1	1									
Slovak Republic	10	9		1						1					1	4							1	4												
Slovenia	4	2	1	1											2																					
Spain	16	12	3		1						1				4	3	1				2									1						
Sweden	5	4			1						3				1								1													
Switzerland	10	5	5										1	1					2						1											
"The former Yugoslav Republic of Macedonia"	12	8	4				1								5	1			1							1										
Turkey	88	77	6		5	8	18		9	10				22	11	4			6	2	7	5		3	4	6		1								
Ukraine	73	70	3			2	12	2	21	14				27	15	13	3		7		1		1	15		2			1	6						
United Kingdom	14	7	6	1										3	2	1								1					1							
<b>Sub-total</b>	<b>829</b>	<b>134</b>	<b>14</b>	<b>20</b>	<b>24</b>	<b>55</b>	<b>2</b>	<b>194</b>	<b>71</b>	<b>11</b>	<b>1</b>	<b>286</b>	<b>176</b>	<b>106</b>	<b>40</b>	<b>2</b>	<b>74</b>	<b>4</b>	<b>37</b>	<b>17</b>	<b>1</b>	<b>135</b>	<b>13</b>	<b>106</b>	<b>0</b>	<b>9</b>	<b>3</b>	<b>35</b>								
<b>TOTAL</b>	<b>993*</b>																																			

1. This table has been generated automatically, using the conclusions recorded in the metadata for each judgment contained in HUDOC, the Court's case-law database.

2. Other judgments: just satisfaction, revision, preliminary objections and lack of jurisdiction.

3. Cases in which the Court held there would be a violation of Article 3 if the applicant was removed to a State where he/she was at risk of ill-treatment.

4. Figures in this column may include conditional violations.

\* Four judgments are against more than one State: Lithuania and Sweden; Republic of Moldova and Russian Federation (2 judgments); and Romania and Bulgaria.

**March 2017**

European Court of Human Rights  
Public Relations Unit  
F-67075 Strasbourg cedex



[www.echr.coe.int](http://www.echr.coe.int)

