



Examinations in everyday optometric profession

By Markéta Musilová & Simona Stašová

Programme

- What deals with optometric profession
- First communication with the customer
- Examinations
 - Autorefractor
 - Trial power lenses with Jackson Cross Cylinders
 - Keratography
 - Binocular microscope with slit lamp
- Fitting contact lenses
- Summary



Optometric profession

■ Optometrist does

- examinations of the anterior parts of the eye
- examinations of the refraction
- recommendation to the doctor when necessary
- the correction and connected recommendations
- fitting of CL



First communication

- Customer's identification and history
- Reasons why he came for CL
- Choice of the type of CL
- Price and possible agreement


Autorefractor

- It is a computer-controlled machine used to provide an objective measurement of a person's refractive error
- It is easy, quick and painless
- Useful when dealing with non-communicative people



Trial power lenses & Jackson Cross Cylinders

- Visus naturalis
- The best spherical correction
- The best cylindrical correction
- Final prescription



Keratometry/keratography

- Why do we have to measure the cornea?
- A record of the first surface of the cornea
- Older or modern equipment



Binocular microscope with Slit lamp

- Necessary for seeing anterior parts of the eye
- Check up after fitting CL
- Examination if having damages



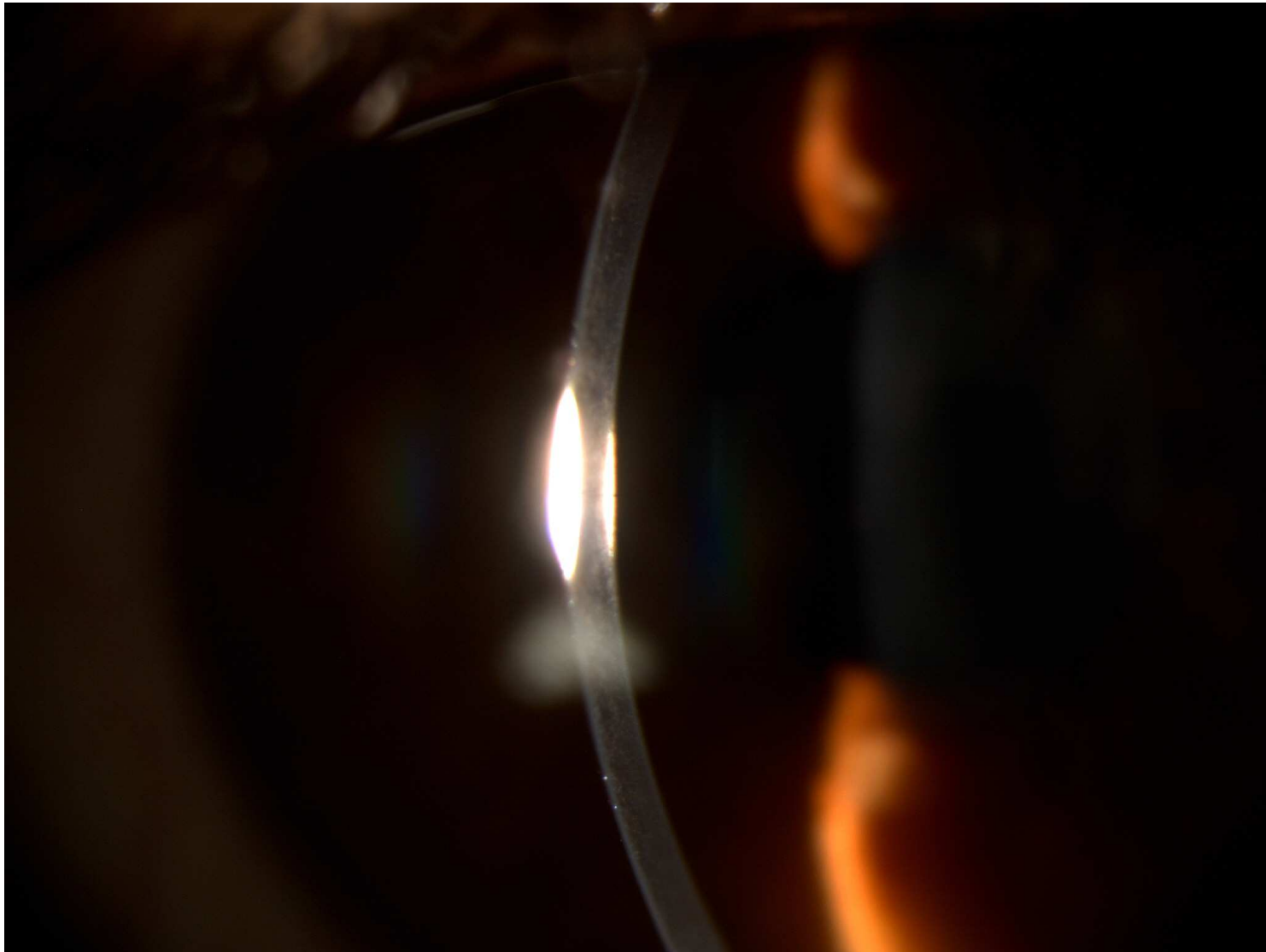
Lids, margo, conjunctiva, lashes



Amount of the tears



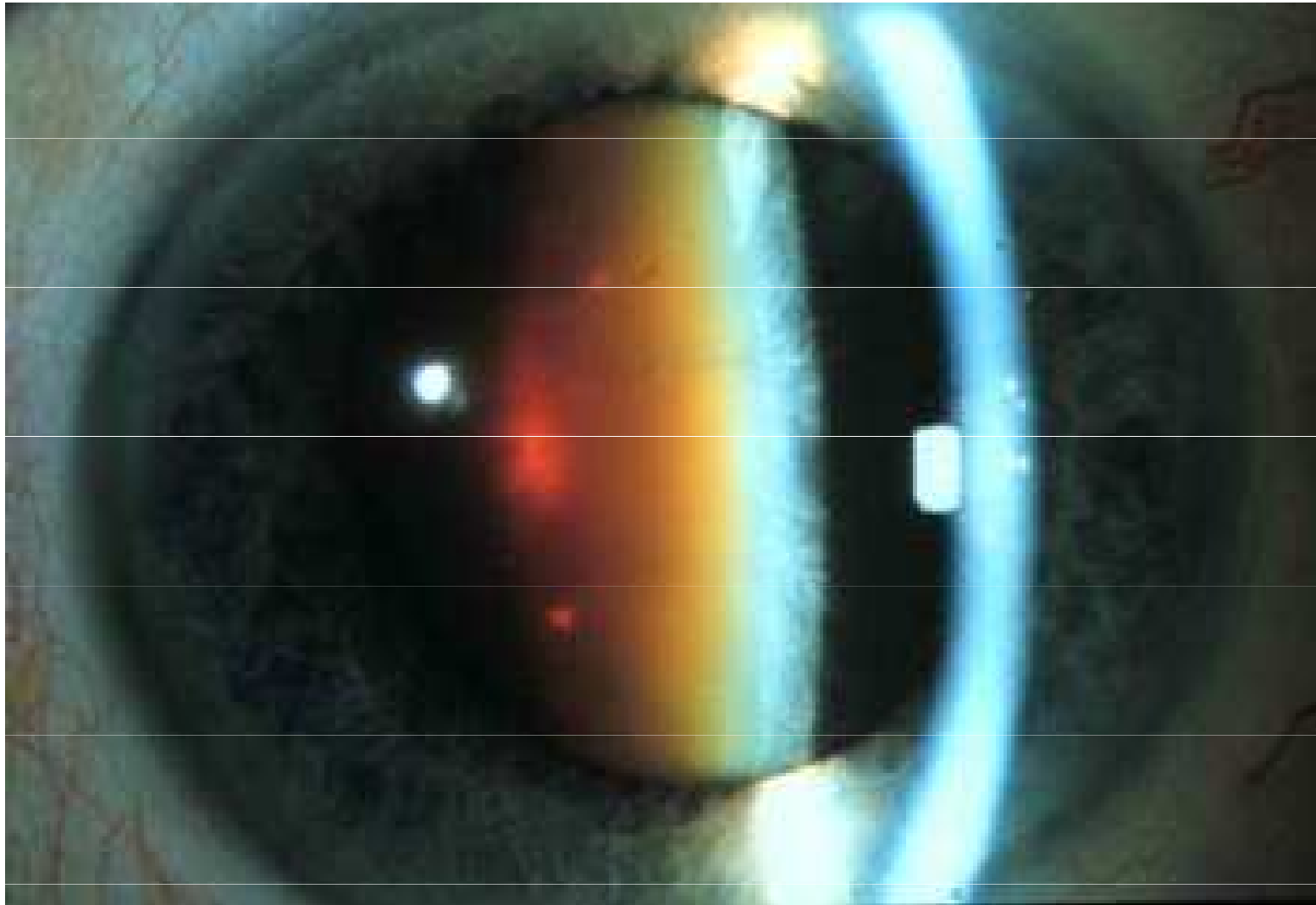
Transparence of the cornea



Damages of the cornea



Lens






Fitting contact lenses

- Hygiene
- Right or wrong side of the CL
- Putting in by optometrist
- Going for a walk
- Check up on a BM and SL
- Training



Summary

- Deals with optometric profession
- Communication with the customer
- Examinations
- Fitting contact lenses



Once more thank you for coming and
enjoy your new techniques of examinations.