

Exam instructions

- You can sit for an exam in Biology only if you have got credit points for the practicals.
- You should have your student's record book with you.
- You must know your personal identification number (PIN) and present your ISIC card.
- Before the exam, you will leave your belongings in the designated place; you need only a pencil that will be provided.
- It is not allowed to use any calculators, mobile phones, study materials or to talk to each other.
- It is not allowed to leave the examination room during the exam.
- The only language allowed in the examination room is English!!!!
- If you ignore these instructions, you may be excluded from the class and thus fail the exam.

Exam instructions

- You will receive an exam form with questions and an empty answer sheet.
- Read the questions and think about them (it is allowed to make notes on the exam sheet, but not on the answer sheet) and fill in your answer sheet at the end of the exam, when you are sure of your answers. For this use your pencil!
- If you make a mistake in your answer sheet, rub it gently off or ask for a blank answer sheet.
- Time for the exam is 2 hours; if you finish earlier, you can hand in your exam form and answer sheet and leave.

Exam instructions

- Results will be known in 3 days and will be displayed at IS MUNI --> Personal administrative --> Student --> Note book (Poznámkový blok) designated **Exam Paper**.
- The result will be included in your record book by the Secretary to the Department of Biology, Kamenice 5, building A6 in terms **9.6. to 14.7. and 8.9. to 6.10. 2008 only on Mondays from 1 pm to 3 pm**. It is not necessary personal visit (your record book can be taken by someone else to be filled in)
- In case you need to consult your exam test, please contact Prof. Augustin Svoboda asvoboda@med.muni.cz
- Study information gives you Doc. David Šmajš dsmajs@med.muni.cz

Correct header must look as follows:

- Start with the leftmost slot and do not put in any gaps or zeros.
- If your number includes digit 1, follow the right vertical side of the slot (do not write it in the middle or along the left side).

Form type:

— 0 0 0 6 —
— — — — —
—

If a number contains fewer digits than there are slots available, please start with the leftmost (or rightmost) slot.

Keep to the following digit templates:

— 0 1 2 3 4 5 6 7 8 9 —
— — — — — — — — — — —
—


Test sheet No.:

2 — — — — —
— — — — — — — — — — —
—


PIN (učo):

— 1 2 3 4 5 — — — — —
— — — — — — — — — — —
—


The most frequently encountered mistakes:




- outlined figures



- hand written figures



- gaps between the figures



- digit '1' in the middle of the slot

Correctly filled-in answer sheet:

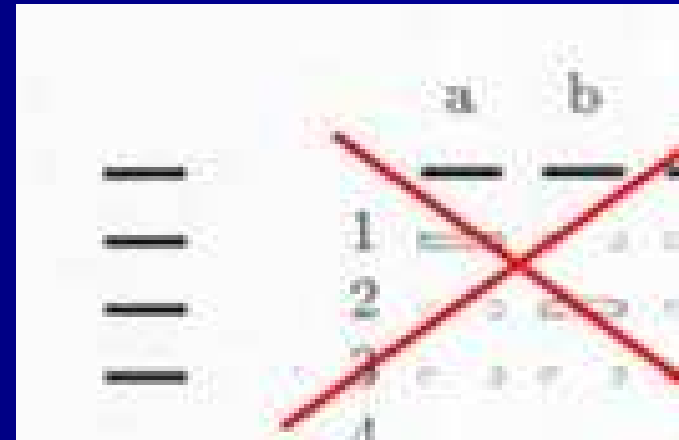
	a	b		a	b		a	b
—		—		—	—		—	—
—	1	<input checked="" type="checkbox"/> <input type="checkbox"/>	21	<input type="checkbox"/> <input checked="" type="checkbox"/>	41	<input type="checkbox"/> <input checked="" type="checkbox"/>		
—	2	<input type="checkbox"/> <input checked="" type="checkbox"/>	22	<input type="checkbox"/> <input checked="" type="checkbox"/>	42	<input type="checkbox"/> <input checked="" type="checkbox"/>		
—	3	<input type="checkbox"/> <input checked="" type="checkbox"/>	23	<input type="checkbox"/> <input checked="" type="checkbox"/>	43	<input type="checkbox"/> <input checked="" type="checkbox"/>		
—	4	<input type="checkbox"/> <input checked="" type="checkbox"/>	24	<input type="checkbox"/> <input checked="" type="checkbox"/>	44	<input type="checkbox"/> <input checked="" type="checkbox"/>		
—	5	<input type="checkbox"/> <input checked="" type="checkbox"/>	25	<input type="checkbox"/> <input checked="" type="checkbox"/>	45	<input type="checkbox"/> <input checked="" type="checkbox"/>		
—	6	<input type="checkbox"/> <input checked="" type="checkbox"/>	26	<input type="checkbox"/> <input checked="" type="checkbox"/>	46	<input type="checkbox"/> <input checked="" type="checkbox"/>		
—	7	<input type="checkbox"/> <input checked="" type="checkbox"/>	27	<input type="checkbox"/> <input checked="" type="checkbox"/>	47	<input type="checkbox"/> <input checked="" type="checkbox"/>		
—	8	<input type="checkbox"/> <input checked="" type="checkbox"/>	28	<input type="checkbox"/> <input checked="" type="checkbox"/>	48	<input type="checkbox"/> <input checked="" type="checkbox"/>		
—	9	<input type="checkbox"/> <input checked="" type="checkbox"/>	29	<input type="checkbox"/> <input checked="" type="checkbox"/>	49	<input type="checkbox"/> <input checked="" type="checkbox"/>		
—	10	<input type="checkbox"/> <input checked="" type="checkbox"/>	30	<input type="checkbox"/> <input checked="" type="checkbox"/>	50	<input type="checkbox"/> <input checked="" type="checkbox"/>		

- There is only one option for the correct answer.
- Answers must be marked with a bold horizontal line!

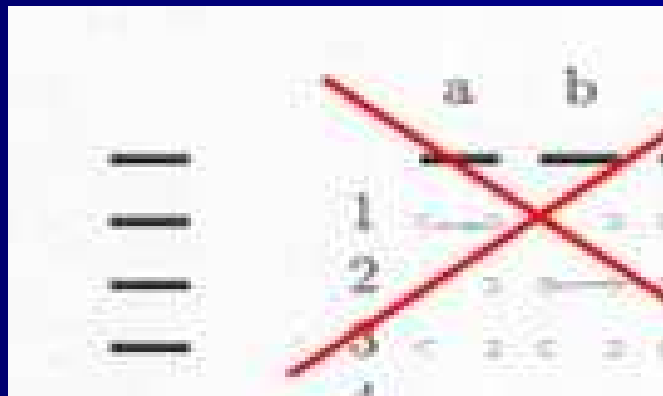
Most frequently encountered mistakes:



- squares instead of lines



- outlined marks



- lines too thin to be visible for scanning

Evaluation for the academic year 2007/2008

General medicine (99 questions)

- A 91 – 99 points
- B 85 – 90 points
- C 79 – 84 points
- D 73 – 78 points
- E 65 – 72 points
- F less than 65 (failed)

Evaluation for the academic year 2007/2008

Dentists (93 questions)

- A 85 – 93 points
- B 79 – 84 points
- C 73 – 78 points
- D 67 – 72 points
- E 60 – 66 points
- F less than 60 (failed)