

A photograph of an operating room with several surgeons in blue scrubs and caps performing a procedure. The scene is brightly lit, and medical equipment like monitors and IV stands are visible in the background. The text 'GENERAL ANAESTHESIA' is overlaid in large, light blue, sans-serif font across the middle of the image.

GENERAL ANAESTHESIA

Katarina Zadrazilova

FN Brno, 2014

..aims

- What do anaesthetists do
- Basic anaesthetic management
- Drugs, gases, monitoring, machines



The role of anaesthetist

- Ensures safe anaesthesia for surgery
- Is responsible for patient safety in theatre
- Ensures the anaesthetic machine and drugs are checked and correct
- Liaise with the surgeon and scrub team – ensure that the operation can proceed smoothly
- Keep an anaesthetic record
- Makes a postoperative plan

Anaesthetic plan

- Preoperative
- Intraoperative
- And postoperative management

Anaesthetic plan

- **Preoperative**
- Intraoperative
- And postoperative management

Preoperative management

- Anaesthetic assessment :history and examination
- Relevant investigations : lab, CXR, ECG
- Optimise chronic condition
- Plan for intra and post op pain relief
- Discuss ev. HDU/ICU post op bed for patient
- Consent the patient
- Prescribe premedication

Anaesthetic assessment

- Previous surgery (GA, LA, complications)
- Medical hx, Medication, FH
- Allergies
- Last meal, drink !
- Teeth
- Pregnancy
- Examination: airway assessment, neck, back + general physical exam.

Risk assessment - ASA grade

- I Healthy patient
- II Mild systemic disease, no functional limitations
- III Severe systemic disease- definite functional limitation
- IV Severe systemic disease that is a constant threat to life
- V Moribund patient not expected to survive 24 hours with or without operation

Premedication

- Sedation/**anxiolysis** (Benzodiazepines)
- Analgesia only if pain (opioids)
- Reduce airway secretions + heart rate control + hemodynamic stability
- Prevent bronchospasm
- Prevent and/or minimize the impact of **aspiration**
- Decrease post-op nausea/vomiting

Consent

- Discuss all options GA/regional
- Risks versus benefits
- Complications – common, rare and serious
- Make pain relief plan



Complications

NO RISK = NO ANAESTHESIA

- Common (someone in a street)
 - PONV, sore throat, backache, headache, dizziness
- Rare and serious (someone in a big town)
 - Damage to the eyes, anaphylactic shock, death, equipment failure

Mortality of anaesthesia (ASA I)

- Risk of death or brain damage
 - 1 : 100 000 – 200 000
- Dying in a plane crash
 - 1 : 200 000
- Dying in a car crash
 - 1 : 5000



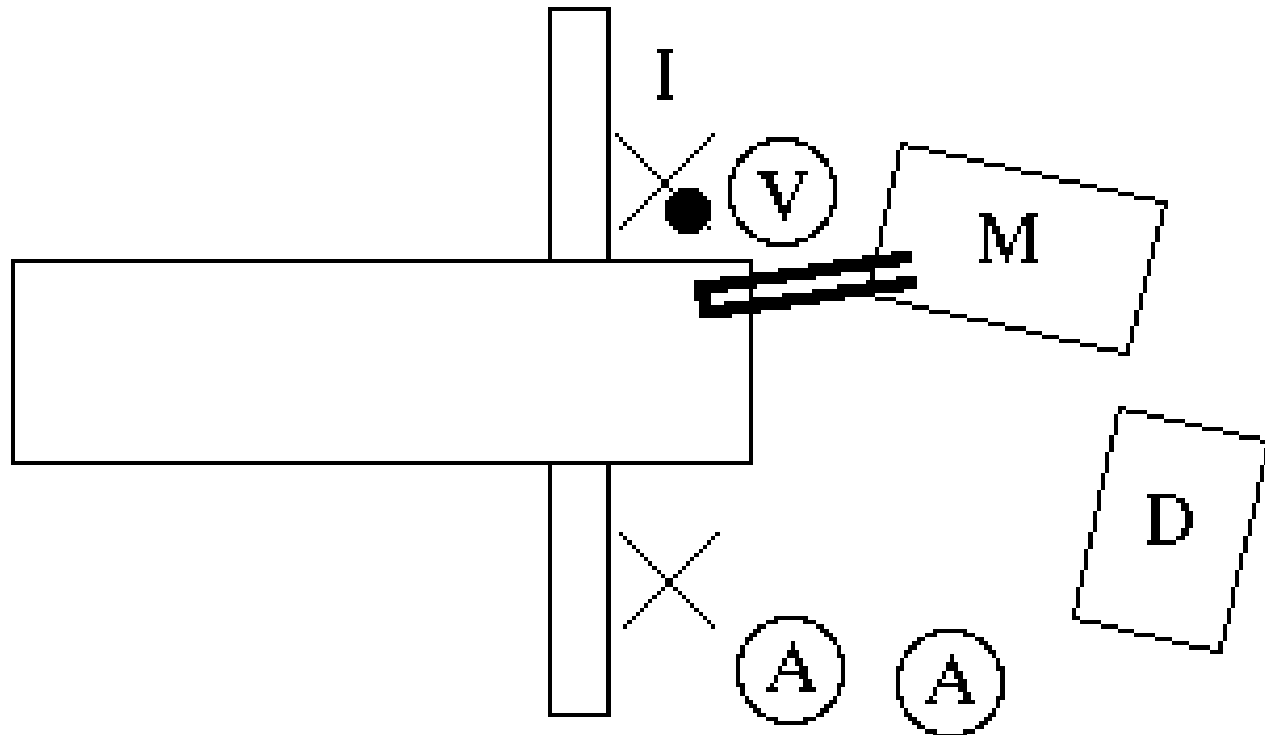
Anaesthetic plan

- Preoperative
- **Intraoperative**
- And postoperative management

Teamwork !



Operating theatre



Operating theatre

- Allow surgery, ECT
- Allow diagnostic method (CT, MRI)



History

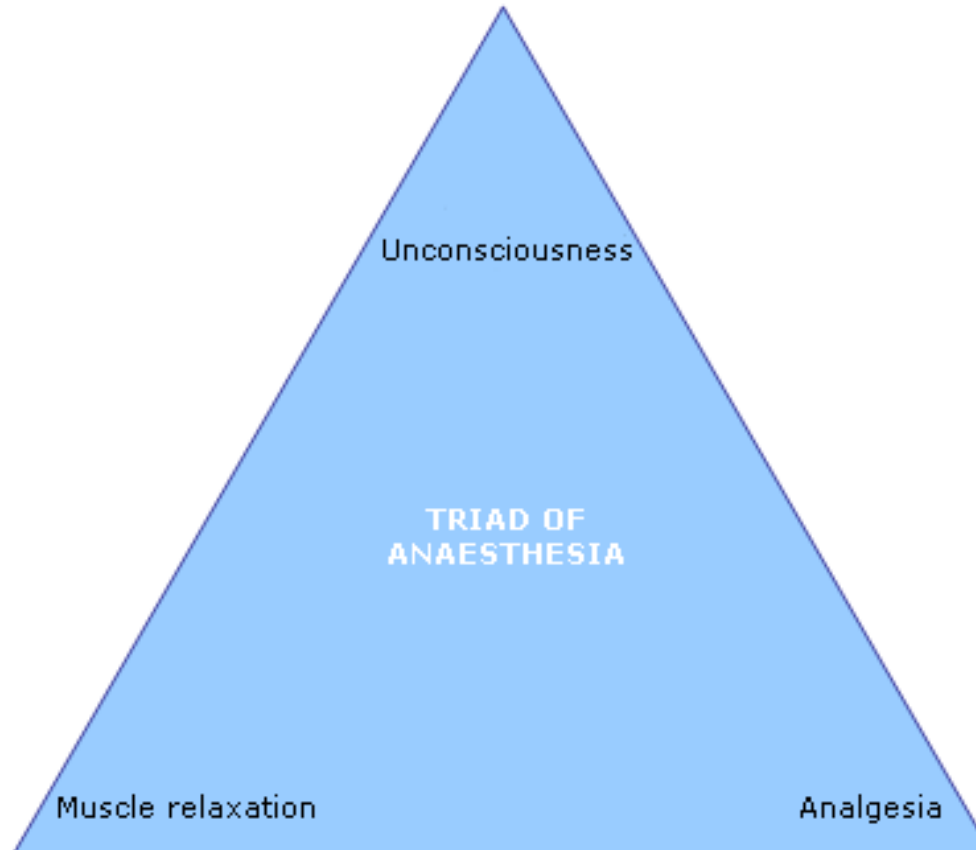
- Opium (Egypt, Syria)
 - Hippokrates 400 BC ease pain
- 1555 Andreas Vesalius - arteficial ventilation through tube between vocal cords, ventricular fibrillation (animals)
- Valerius Cordus (1546) ether
- 1773 N₂O Joseph Priestley (1733-1804)



Beginning of GA

- October 16th 1846 ether general anaesthesia
Boston dentist William Thomas Green Morton
to Gilbert Abbott (tumor of mandibule)
- February 6th 1847 Prague - first czech ether
anaesthesia - Celestýn Opitz
- 1895 direct laryngoscopy Alfred Kirstein
in Berlin.

AIMS OF ANAESTHESIA



Triad of anaesthesia

- **Neuromuscular blocking agents** for muscle relaxation
- **Analgesics**/regional anaesthesia for analgesia
- **Anaesthetic agents** to produce unconsciousness

Stages of anaesthetics

- **Induction** – putting asleep
- **Maintenance** – keeping the patient asleep
- **Reversal** – waking up the patient



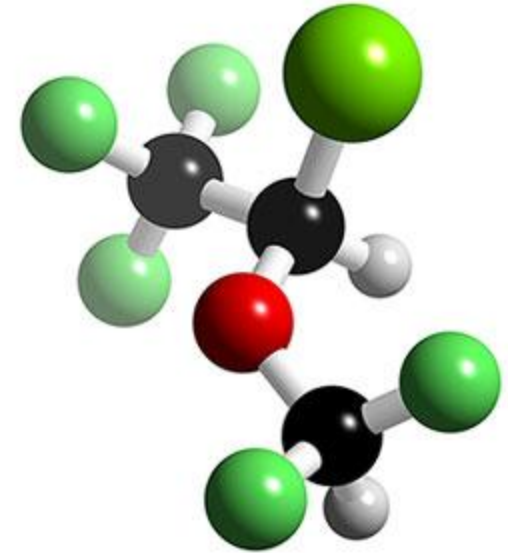
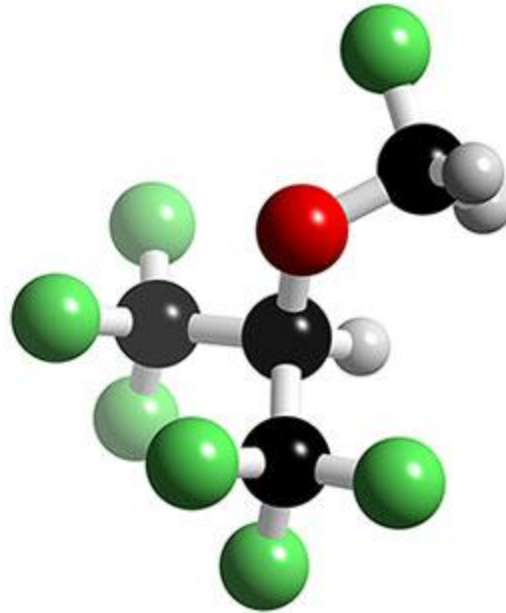
Intravenous anaesthetics

- Onset of anaesthesia within one arm – brain circulation time – 30 sec
- Effect site → brain
 - Propofol
 - Thiopentale
 - Etomidate



Anaesthetic gases

- Isoflurane
- Sevoflurane
- Halothane
- Enflurane
- Desflurane
- N_2O – nitrous oxide



Anaesthetic gases

- Used for maintenance, sometimes induction
- Anaesthetic 'gases' are administered via **vaporizers**



Induction + maintenance



Muscle relaxants - NMBs

- Tracheal intubation
- Surgery where muscle relaxation is essential
- Mechanical ventilation

- Place of effect - neuromuscular junction
- History - South American Indians (kurare)



Analgesics

- Simple : paracetamol, NSAID
- Opioids : morphine, fentanyl
 - Via opioid receptors



MORPHEUS- GREEK GOD OF DREAMS

Monitoring

- Basic:
 - NIBP, ECG, Sat, ETCO₂, FiO₂
- Extended:
 - Nerve stimulator, temperature, diuresis, IBP, CO, CVP, perioperative acid-base, lab

Anaesthetic machine

- Mix gases, ventilate, preserve heat and moisture

High pressure

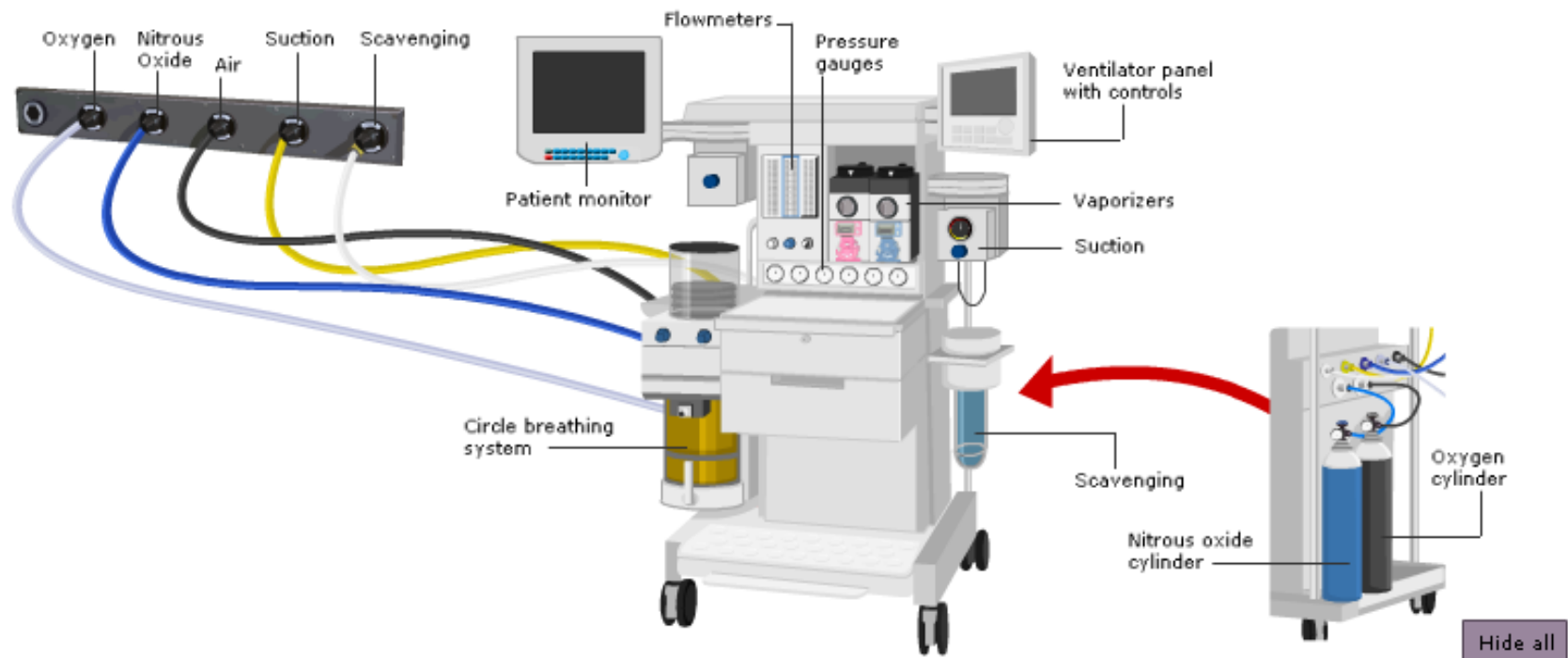
central gas supply/ cylinder

Low pressure system

- Flowmeters
- Vaporisers
- Breathing circuit:
 - bag + tubes
 - valves (uni directional)
 - CO₂ absorber
- Ventilator



Anaesthetic machine



Airway management

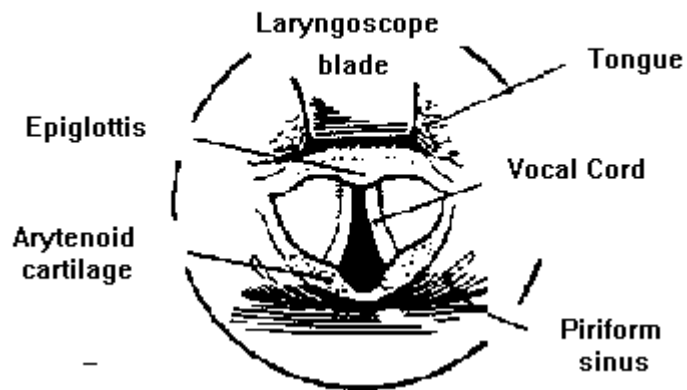
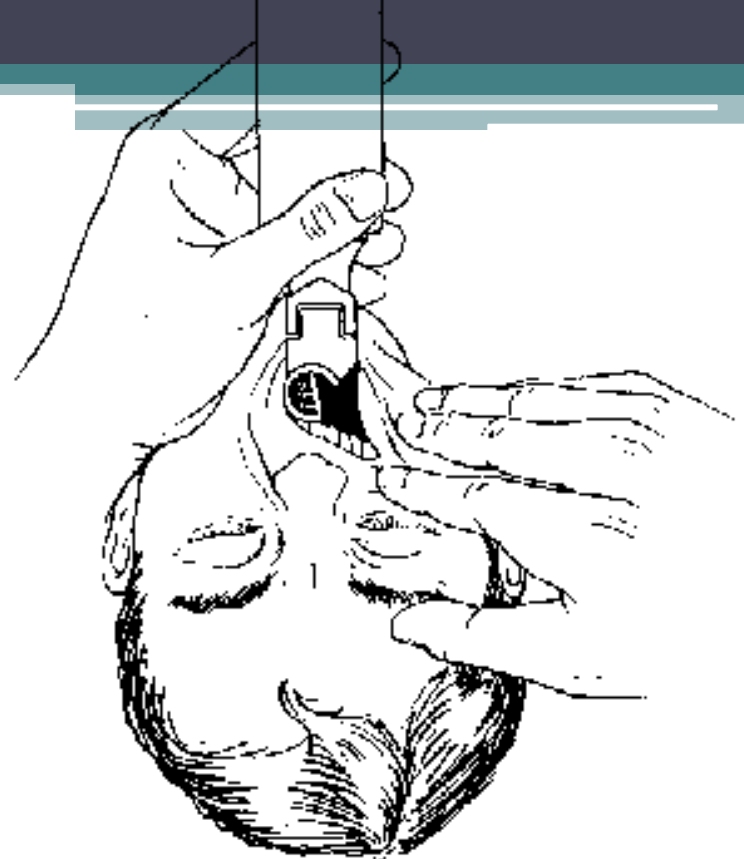
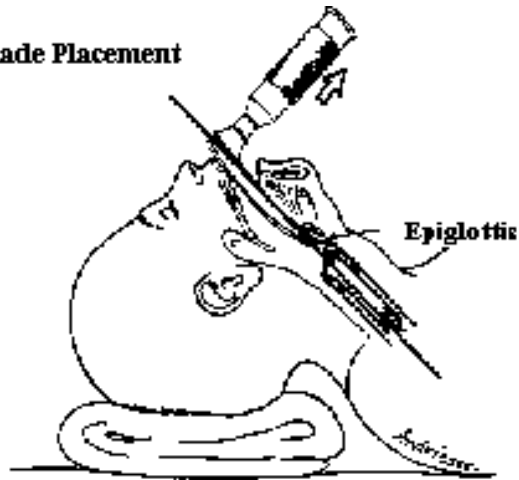
Indication for intubation:

- Need of relaxation or PPV
- Full stomach
- Orotracheal intubation, nasotracheal intubation with direct laryngoscopy
- Tracheotomy
- Laryngeal mask
- Cricothyrotomy



Intubation

Straight Blade Placement



Laryngeal Mask



Anaesthetic plan

- Preoperative
- Intraoperative
- And **postoperative management**

Postoperative care

- ICU/HDU or ward
- Monitoring according to type of surgery and patient's condition
- Post-operative pain control
- Lab check up
- Infusion therapy, blood loss monitoring

Questions ?

