

A photograph of an operating room. Several surgeons in blue scrubs and caps are gathered around a patient on a table, illuminated by bright surgical lights. Medical equipment, including monitors and IV stands, is visible in the background. The scene is busy and professional.

GENERAL ANAESTHESIA

Katarina Zadrazilova

FN Brno, Nov 2010

..aims

- What do anaesthetists do
- Basic anaesthetic management
- Drugs, gases, monitoring, machines



The role of anaesthetist

- Ensures safe anaesthesia for surgery
- Is responsible for patient safety in theatre
- Ensures the anaesthetic machine and drugs are checked and correct
- Liaise with the surgeon and scrub team – ensure that the operation can proceed smoothly
- Keep an anaesthetic record
- Makes a postoperative plan

Anaesthetic plan

- Preoperative
- Intraoperative
- And postoperative management

Anaesthetic plan

- **Preoperative**
- Intraoperative
- And postoperative management

Preoperative management

- Anaesthetic assessment :history and examination
- Relevant investigations : lab, CXR, ECG
- Optimise chronic condition
- Plan for intra and post op pain relief
- Discuss ev. HDU/ICU post op bed for patient
- Consent the patient
- Prescribe premedication

Anaesthetic assessment

- Previous surgery (GA, LA, complications)
- Medical hx, Medication, FH
- Allergies
- Last meal, drink !
- Teeth
- Pregnancy
- Examination: airway assessment, neck, back + general physical exam.

Risk assessment - ASA grade

- I Healthy patient
- II Mild systemic disease, no functional limitations
- III Severe systemic disease- definite functional limitation
- IV Severe systemic disease that is a constant threat to life
- V Moribund patient not expected to survive 24 hours with or without operation

Premedication

- Sedation/**anxiolysis** (Benzodiazepines)
- Analgesia only if pain (opioids)
- Reduce airway secretions + heart rate control + hemodynamic stability
- Prevent bronchospasm
- Prevent and/or minimize the impact of **aspiration**
- Decrease post-op nausea/vomiting

Consent

- Discuss all options GA/regional
- Risks versus benefits
- Complications – common, rare and serious
- Make pain relief plan



Complications

NO RISK = NO ANAESTHESIA

- Common (someone in a street)
 - PONV, sore throat, backache, headache, dizziness
- Rare and serious (someone in a big town)
 - Damage to the eyes, anaphylactic shock, death, equipment failure

Mortality of anaesthesia (ASA I)

- Risk of death or brain damage
 - 1 : 100 000 – 200 000
- Dying in a plane crash
 - 1 : 200 000
- Dying in a car crash
 - 1 : 5000



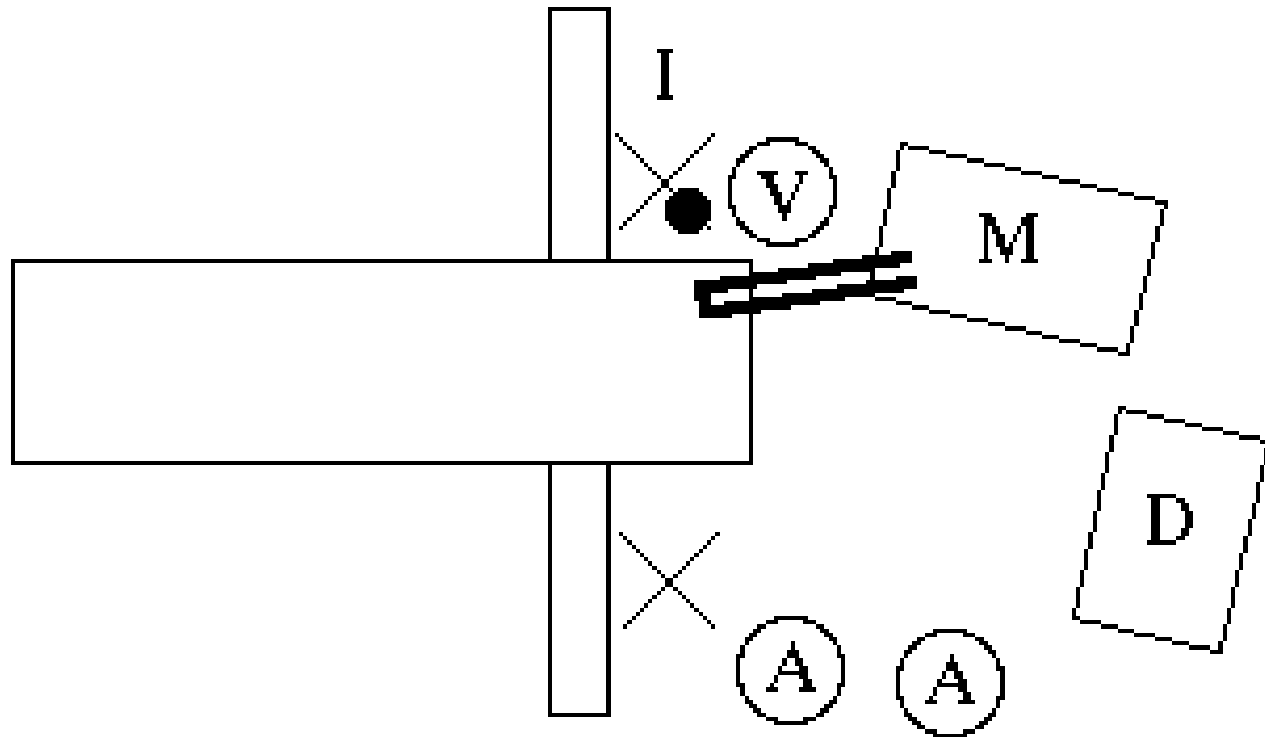
Anaesthetic plan

- Preoperative
- **Intraoperative**
- And postoperative management

Teamwork !



Operating theatre



Operating theatre

- Allow surgery, ECT
- Allow diagnostic method (CT, MRI)



History

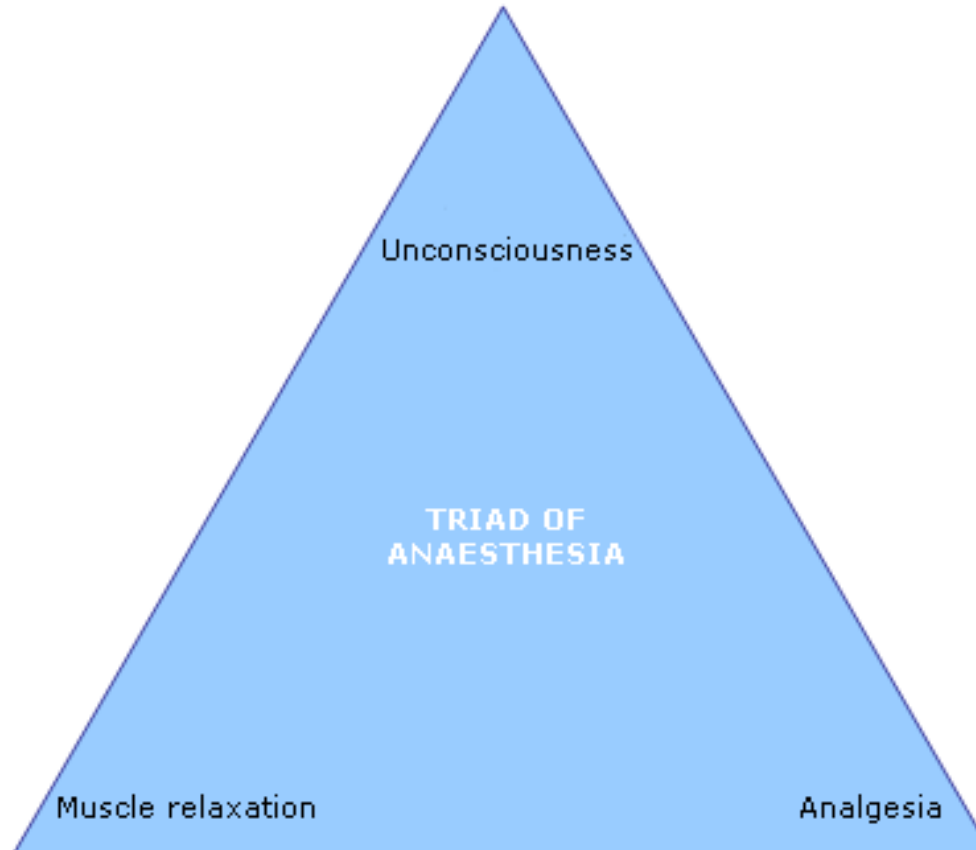
- Opium (Egypt, Syria)
 - Hippokrates 400 BC ease pain
- 1555 Andreas Vesalius - arteficial ventilation through tube between vocal cords, ventricular fibrillation (animals)
- Valerius Cordus (1546) ether
- 1773 N₂O Joseph Priestley (1733-1804)



Beginning of GA

- October 16th 1846 ether general anaesthesia
Boston dentist William Thomas Green Morton
to Gilbert Abbott (tumor of mandibule)
- February 6th 1847 Prague - first czech ether
anaesthesia - Celestýn Opitz
- 1895 direct laryngoscopy Alfred Kirstein
in Berlin.

AIMS OF ANAESTHESIA



Triad of anaesthesia

- **Neuromuscular blocking agents** for muscle relaxation
- **Analgesics**/regional anaesthesia for analgesia
- **Anaesthetic agents** to produce unconsciousness

Stages of anaesthetics

- **Induction** – putting asleep
- **Maintenance** – keeping the patient asleep
- **Reversal** – waking up the patient




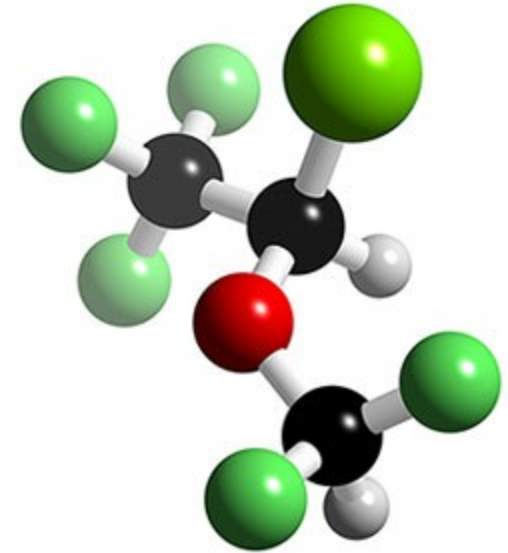
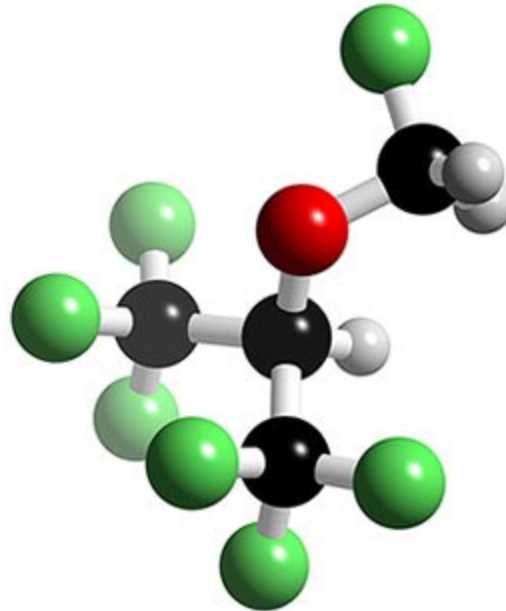
Intravenous anaesthetics

- Onset of anaesthesia within one arm – brain circulation time – 30 sec
- Effect site → brain
 - Propofol
 - Thiopentale
 - Etomidate



Anaesthetic gases

- Isoflurane
- Sevoflurane
- Halothane
- Enflurane
- Desflurane
- N_2O – nitrous oxide



Anaesthetic gases

- Used for maintenance, sometimes induction
- Anaesthetic 'gases' are administered via **vaporizers**



Intravenous anaesthetics

Induction + maintenance



Muscle relaxants - NMBs

- Tracheal intubation
- Surgery where muscle relaxation is essential
- Mechanical ventilation

- Place of effect - neuromuscular junction
- History - South American Indians (kurare)



Analgesics

- Simple : paracetamol, NSAID
- Opioids : morphine, fentanyl
 - Via opioid receptors



MORPHEUS- GREEK GOD OF DREAMS

Monitoring

- Basic:
 - NIBP, ECG, Sat, ETCO₂, FiO₂
- Extended:
 - Nerve stimulator, temperature, diuresis, IBP, CO, CVP, perioperative acid-base, lab

Anaesthetic machine

- Mix gases, ventilate, preserve heat and moisture

High pressure

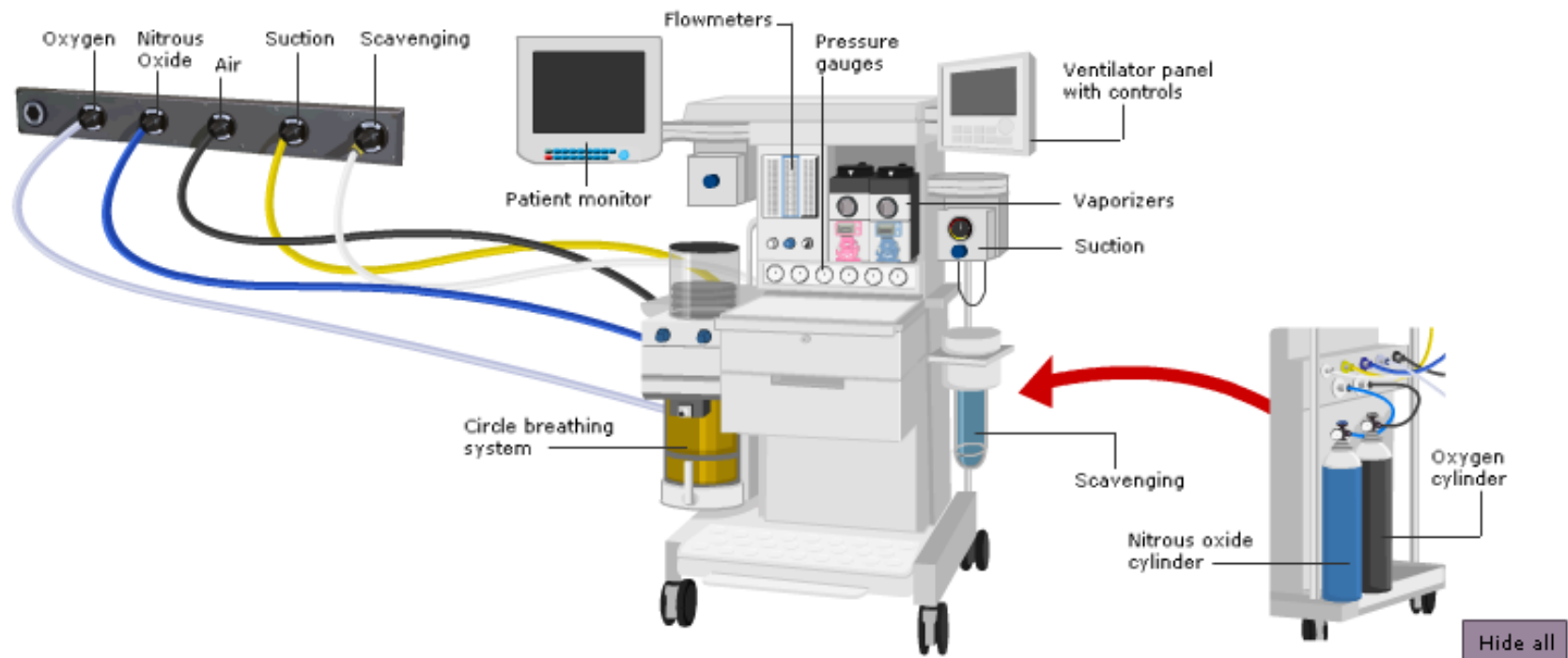
central gas supply/ cylinder

Low pressure system

- Flowmeters
- Vaporisers
- Breathing circuit:
 - bag + tubes
 - valves (uni directional)
 - CO₂ absorber
- Ventilator



Anaesthetic machine



Airway management

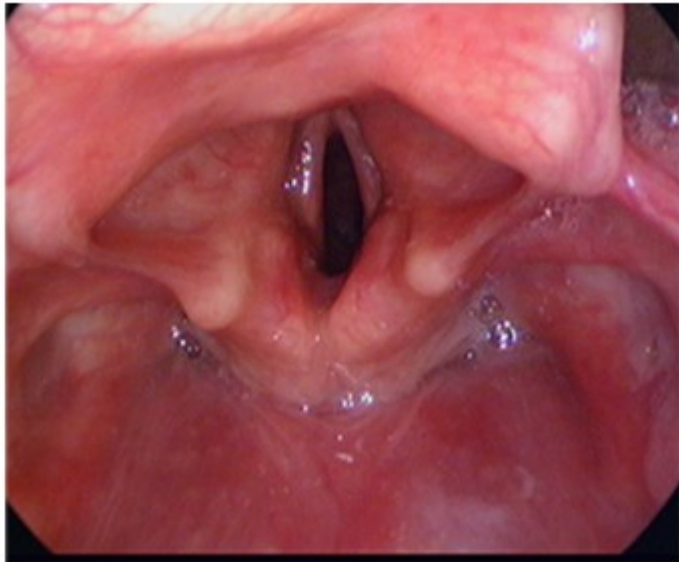
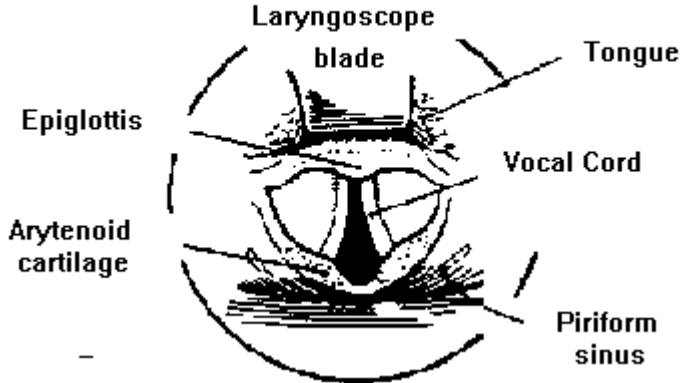
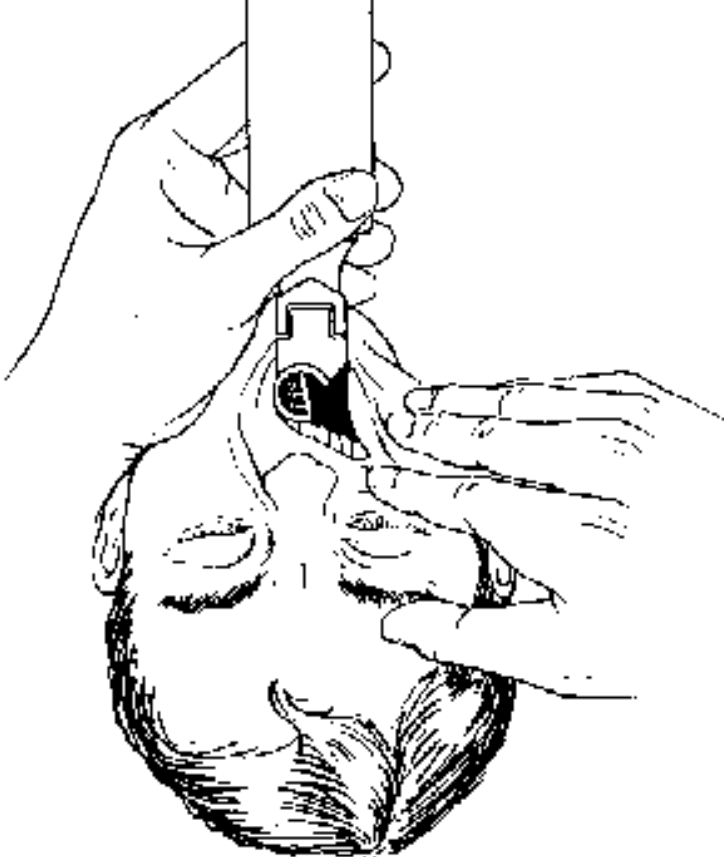
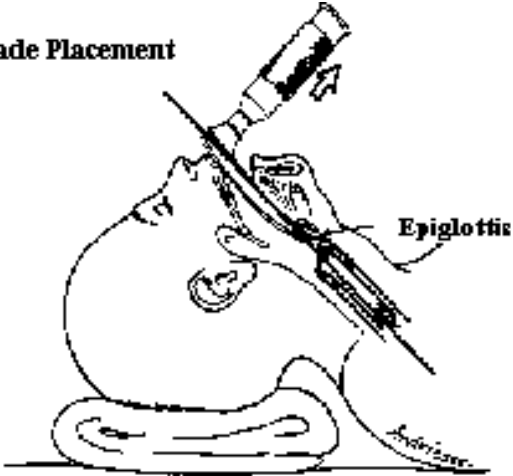
Indication for intubation:

- Need of relaxation or PPV
- Full stomach
- Orotracheal intubation, nasotracheal intubation with direct laryngoscopy
- Tracheotomy
- Laryngeal mask
- Cricothyrotomy



Intubation

Straight Blade Placement



Laryngeal Mask



Anaesthetic plan

- Preoperative
- Intraoperative
- And **postoperative management**

Postoperative care

- ICU/HDU or ward
- Monitoring according to type of surgery and patient's condition
- Post-operative pain control
- Lab check up
- Infusion therapy, blood loss monitoring

Questions ?

