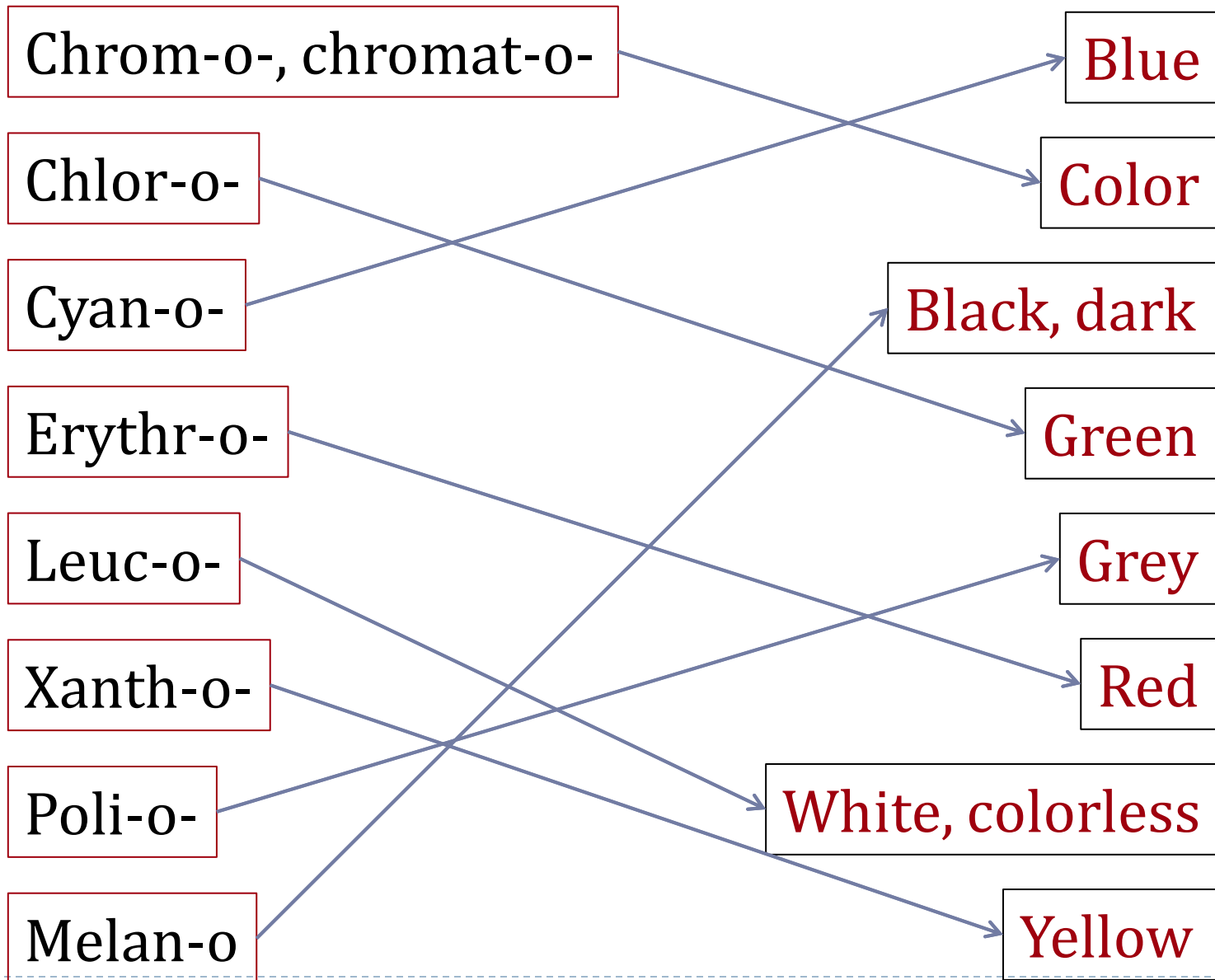


MATCH THE ITEMS IN THE TWO COLUMNS

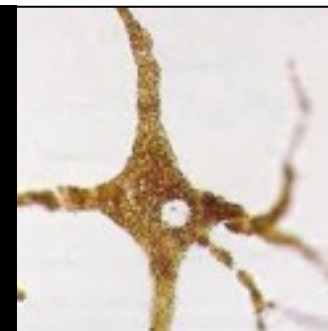


FORM COMPOUND WORDS WITH NAMES OF COLOURS

1. A yellowish discoloration of the skin is known as*derma*



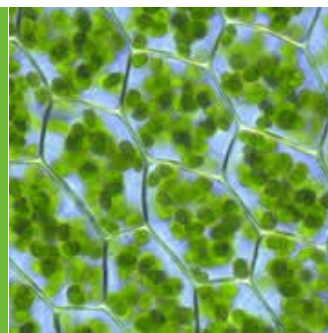
2. A cell producing the dark pigment (.....) is called*cytus*




3. A decreased number of red blood cells is*penia*



4. The green pigment of plant leaves and algae is*phyllum*



5. A group of photosynthetic bacteria containing a blue pigment is*bacteria*



6. An excessive discharge of white (or sometimes yellowish) mucus from the vagina is*rrhoea*



NAME WHAT KIND OF “-DACTYLIA” IS ON THE PICTURE

1



2



3



4



5



6



7

SYNDACTYLIA POLYDACTYLIA MACRODACTYLIA
ARACHNODACTYLIA ADACTYLIA
BRACHYDACTYLIA OLIGODACTYLIA

Latin origin	Greek origin	Hybrids (both compound and derived terms)
<p>⇒ usually 2-root expressions</p> <p>⇒ connecting vowels: o/i/Ø</p> <p>⇒ a noun/adjective/ numeral on the first place</p> <p>examples: nas-o-lacrim-alis secund-i-grav-ida uni-later-alis mult-angulus</p> <p>cerebr-o-spin-alis (noun) mult-i-cellul-aris (adj.) prim-i-para (numeral)</p>	<p>⇒ multi-root expressions</p> <p>⇒ connecting vowels: o/Ø</p> <p>⇒ a noun/adjective/ numeral on the first place</p> <p>examples: thromb-o-cyt-o-penia (3 roots) pan-hyster-o-salping-o-oophor-ec-tom-ia (5 roots)</p> <p>haemat-o-log-ia haemat-ur-ia tri-pleg-ia</p> <p>py-ur-ia (noun) macr-o-cephal-ia (adj.) mon-o-pleg-ia (numeral)</p> <p>haemat^{ur}ia x ura^{em}ia</p>	<p>⇒ multi-root expressions</p> <p>examples: ap-pendic-itis L L G</p> <p>hepat-o- ren-alis G L L</p> <p>ovari-ec-tom-ia L G G G</p> <p>cheil-o-gnath-o-palat-o-schisis G G L G</p>

Obesitas permagna

ROOT

SUFFIX

PREFIX

ROOT

St. p. cholecystectomiam laparoscopicam

ROOT 1

ROOT 2

PREFIX

ROOT 3

SUFFIX

ROOT 1

ROOT

SUFFIX





PATHOLOGICAL STATES AND
DISEASES



MEDICAL INTERVENTIONS AND
EXAMINATIONS

FORM COMPOUND TERMS WITH THE GIVEN GREEK ELEMENT

-ALGIA: “pain, ache, suffering” of the body part or organ
e. g. **dorsalgia** – back pain

Pain in the JOINT(S)

Arthr-algia

STOMACH pain

Gastr-algia

Pain along the course of NERVE(S)

Neur-algia

TOOTHache

Odont-algia

Pain in the HIP JOINT

Cox-algia

HEADache

Cephal-algia

Pain in the UTERUS

Metr-algia

Pain in the BREAST

Mast-algia/Mamm-algia

Pain in the SMALL INTESTINE

Enter-algia

EXPLAIN THE MEANING OF COMPOUND and DERIVED WORDS

-LYSIS : 1) *Biochemistry*: dissolution, destruction of cells
2) *Medicine*: gradual subsiding of the symptoms of an acute disease

Pyretolysis Reduction of fever

Haemolysis Disintegration of red blood cells

Spondylolysis Defect in the connection between vertebrae

Spasmolysis Relaxation of muscle spasms

Dialysis Separation of smaller and larger molecules

Osteolysis Dissolution or degeneration of bone tissue

Necrolysis Disintegration and dissolution of dead tissue

Bacteriolysis Dissolution or destruction of bacteria

EXPLAIN THE MEANING OR DERIVE THE COMPOUND WORD

-PATHIA : pathology of sth

Psychopathia

Disease of the heart

Neuropathia

Disease of the cartilage

Angiopathia

Disorder of a cell

Rhinopathia

Disease of the tongue

Myopathia

-PTOSIS : prolapse of sth

Prolapse of the uterus

Gastroptosis

Prolapse of the Fallopian tube(s)

Colonoptosis

Prolapse of the kidney

Blepharoptosis

FORM COMPOUND TERMS WITH GREEK ELEMENT

-ECTOMIA : excision, surgical removal of a part of or a whole organ
e. g. **append**ectomy – removal of *vermiform appendix*

Removal of FINGER -

Dactyl-ec-tomia

Removal of STOMACH -

Gastr-ec-tomia

Removal of LIVER -

Hepat-ec-tomia

Removal of LARYNX -

Laryng-ec-tomia

Removal of LOBE -

Lob-ec-tomia

Removal of BREAST -

Mast-ec-tomia

Removal of PANCREAS -

Pancreat-ec-tomia

Removal of PROSTATE -

Prostat-ec-tomia

Removal of UTERUS-

Hyster-ec-tomia



EXPLAIN MEANING OF THE COMPOUND WORDS

-GRAPHIA : recording, imaging of sth

e. g. **hystero**graphia – graphic recording of the strenght of uterine contractions

Mamm-o-graphia

A breast examination with imaging technology

Angi-o-graphia

A vessels examination with some type of viewing/recording device

Radi-o-graphia

Internal organs examination by taking X-ray photographs

Electr-o-cardi-o-graphia

The process of recording electrical impulses of the heart



EXPLAIN MEANING OF THE COMPOUND WORDS

-METRIA : measurement of sth

e. g. **pupillo**metria – measurement of the diameter of the eye pupil

Crani-o-metria

Measurement of SKULL

Pelvi-metria

Measurement of PELVIS

Cephal-o-metria

Measurement of HEAD

Odont-o-metria

Measurement of TEETH

Oste-o-metria

Measurement of BONES

Cyst-o-metria

Measurement of BLADDER



FORM COMPOUND TERMS WITH GREEK ELEMENT

-SCOPIA : visual examination of the interior of a body organ,
broadly also any inspection of a body part
e. g. **endo**scopia : examination of the inside of the body

Inspection of FETUS-

Fet-o-scopia

Inspection of PHARYNX-

Pharyng-o-scopia

Inspection of ANUS-

An-o-scopia

Inspection of ABDOMINAL CAVITY-

Lapar-o-scopia

Inspection of LARGE INTESTINE-

Col-o(no)-scopia

Inspection of THORACIC CAVITY-

Thorac-o-scopia

Inspection of VAGINA-

Colp-o-scopia

Inspection of EYE-

Ophthalm-o-scopia



FORM COMPOUND TERMS WITH GREEK ELEMENT

-TOMIA : cutting, incision to sth

e. g. **hernio**tomia – a surgical incision to fix *hernia*

Incision to ARTERY-

Arteri-o-tomia

Incision to BRONCHUS -

Bronch-o-tomia

Incision to SKULL -

Crani-o-tomia

Incision to LOBE -

Lob-o-tomia

Incision to MUSCLE -

My-o-tomia

Incision to PERICARDIUM -

Pericardi-o-tomia

Incision to PERINEUM (PUBIC REGION) -

Episi-o-tomia

Incision to VEIN -

Phleb-o-tomia

Incision to TYMPANUM -

Tympan-o-tomia



DECIDE WHETHER THE COMPOUND WORD CONTAINS GREEK ELEMENT CORRESPONDING WITH THE LABELLED BODY PART:

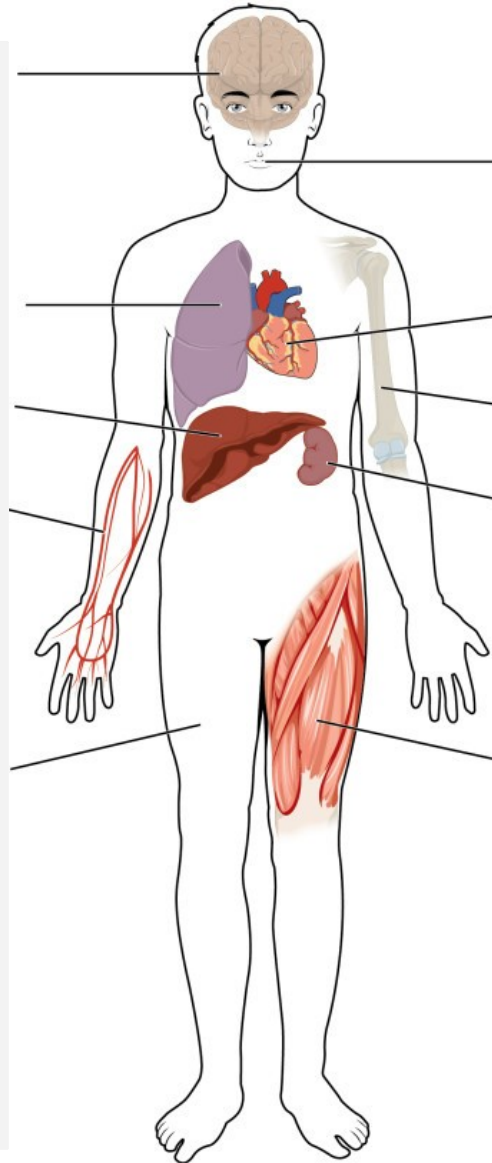
Encephalopathia

Thoracographia

Cholecystitis

Adenocarcinoma

Podarthrititis



Somatologia

Phlebotomia

Otoscopy

Nephrostomia

Myeloneuritis

The benign tumor made up of newly formed blood vessels is ?

The burning sensation caused by the return of acidic stomach contents into the oesophagus is called heartburn or ?

Condition in which excess cerebrospinal fluid accumulates in the ventricles of the brain is ?

The surgical removal of fat beneath the skin is ?

An accumulation of pus in the Fallopian tube is ?

The surgical removal of a kidney stone through an incision into the kidney is ?

A toxic condition resulting from renal failure in which kidney function is compromised and urea is retained in the blood is ?

Py-

Pyr-

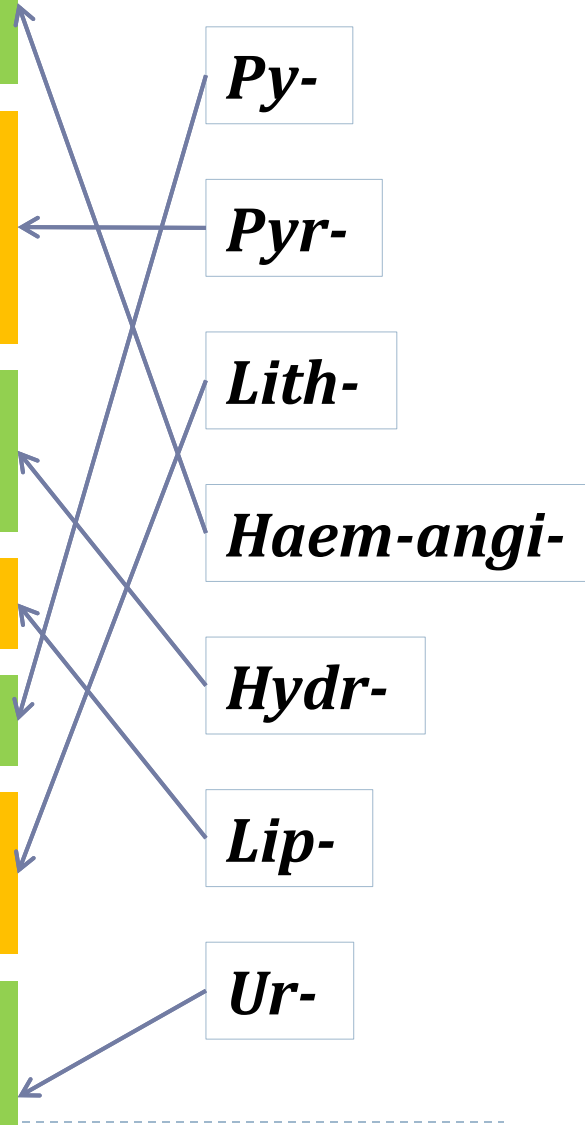
Lith-

Haem-angi-

Hydr-

Lip-

Ur-



ANALYZE THE MEDICAL TERMS INCL. GREEK **ODÓUS, ODONTOS:**

- ▶ toothache **ODONTALGIA**
- ▶ inflammation of the tissues surrounding teeth **PERIODONTITIS**
- ▶ hypersensitivity of teeth **ODONTOHYPERAESTHESIA**
- ▶ the field of medicine dealing with teeth **ODONTOLOGIA**
- ▶ benign tumour of tooth-tissue origin **ODONTOMA**
- ▶ tooth development **ODONTOGENESIS**
- ▶ pathological fear of dental care, dentistry **ODONTOPHOBIA**
- ▶ visual examination of oral cavity **ODONTOSCOPIA**
- ▶ surgical removal of tooth **ODONTECTOMIA**



FORM MEDICAL TERMS BASED ON DEFINITIONS:

Use the root **my-o-/s/-** (muscle)

1. Benign tumor in a smooth muscle **MYOMA**
2. Inflammation of a muscle **MYOSITIS**
3. Formation of multiple tumors in a smooth muscle **MYOMATOSIS**
4. Heart muscle **MYOCARDIUM**
5. Muscular tissue in the uterus **MYOMETRIUM**
6. (adj.) Referring to the heart muscle **MYOCARDIACUS**
7. Recording the strength of a muscle contraction **MYOGRAPHIA**
8. Medical field studying muscles **MYOLOGIA**
9. Removal of a muscular tissue tumour **MYOMECTIONIA**
10. Surgical incision to a muscle **MYOTOMIA**
11. Plastic surgery to repair a muscle **MYOPLASTICA**



**CREATE COMPOUND MEDICAL TERMS FROM
THE GIVEN COMPONENTS AND FIGURE OUT THEIR MEANING:**

hystera – salpinx – graphia

hysterosalpingographia

pan – hystera – salpinx – oophoron – ectome

panhysterosalpingoophorectomia

oligos – erythros – kytos – haima

oligoerythrocytaemia

thrombos – kytos – penia

thrombocytopenia

pneumon – haima – pericardium

pneumohaemopericardium

kystis – ureter – pyelos – nephros - itis

cystoureteropyelonephritis

hepaticus – duodenum – anastomosis

hepaticoduodenoanastomosis



FILL IN THE MEDICAL TERMS:

1. Plastic surgery to repair a blood vessel (e.g. a narrowed artery) is...
2. An X-ray examination of a vessel using radio-opaque dye so the vessel shows up is...
3. (Adjective) referring to the heart and the chest region ...
4. An abbreviation C-PG stands for examination of the heart function and breathing, in Latin it is called...
5. Surgical operation to make a permanent opening into the pelvis of kidney from the surface is...
6. Surgery to make an opening between the bladder and the abdominal wall is...
7. Surgical removal of tongue is...
8. Plastic surgery of breasts is...
9. Replacement of the damaged skin by skin taken from a donor is...

READ THE DIAGNOSES, PUT THE FULL FORMS OF ABBREVIATIONS

Vinculatio funiculi umbilici circum col.fetus 4x in grav.hebd.39+2
Cystis faciei fetus

secundum (prep.!) = according to

Sectio caesarea sec. Geppert, Revisio cavi uteri instrumentalis

Partus inductus in grav. hebd. 37+3

Praesentatio occipitis

Diabetes mellitus gestationis/dieta/

Hydronefrosis matris l. sin- nefrostomia in situ

Nefrolithiasis l. dx.

Ruptura perinei gr. II

