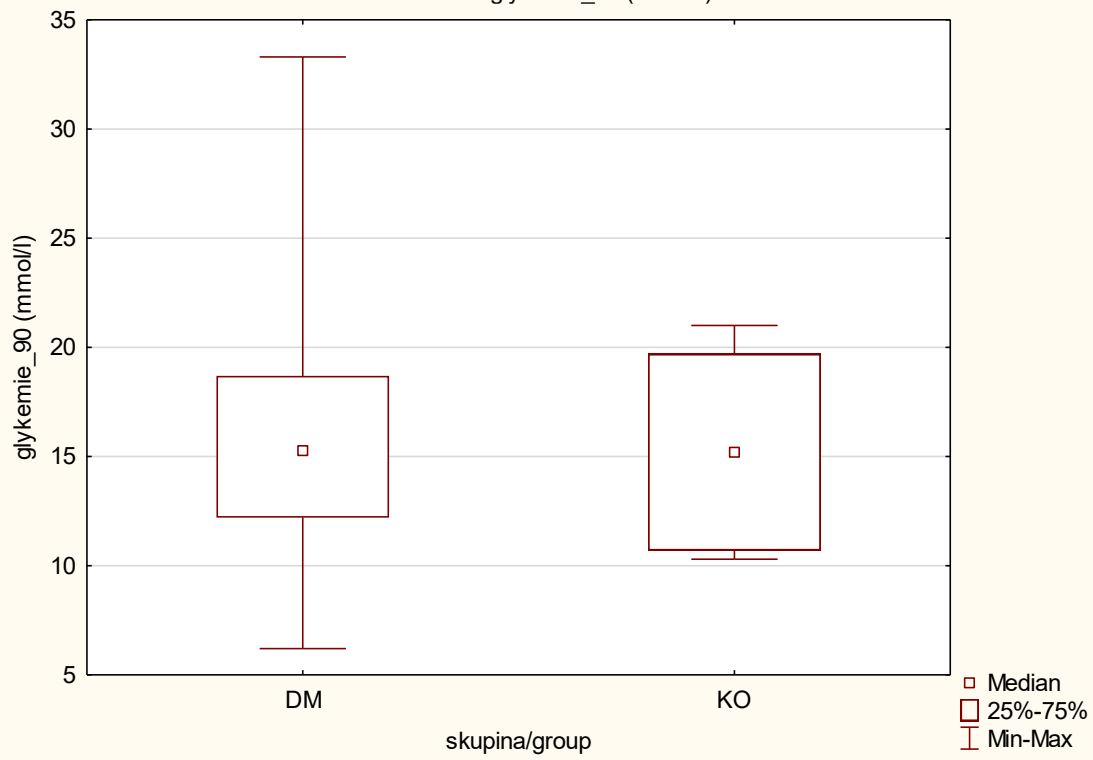
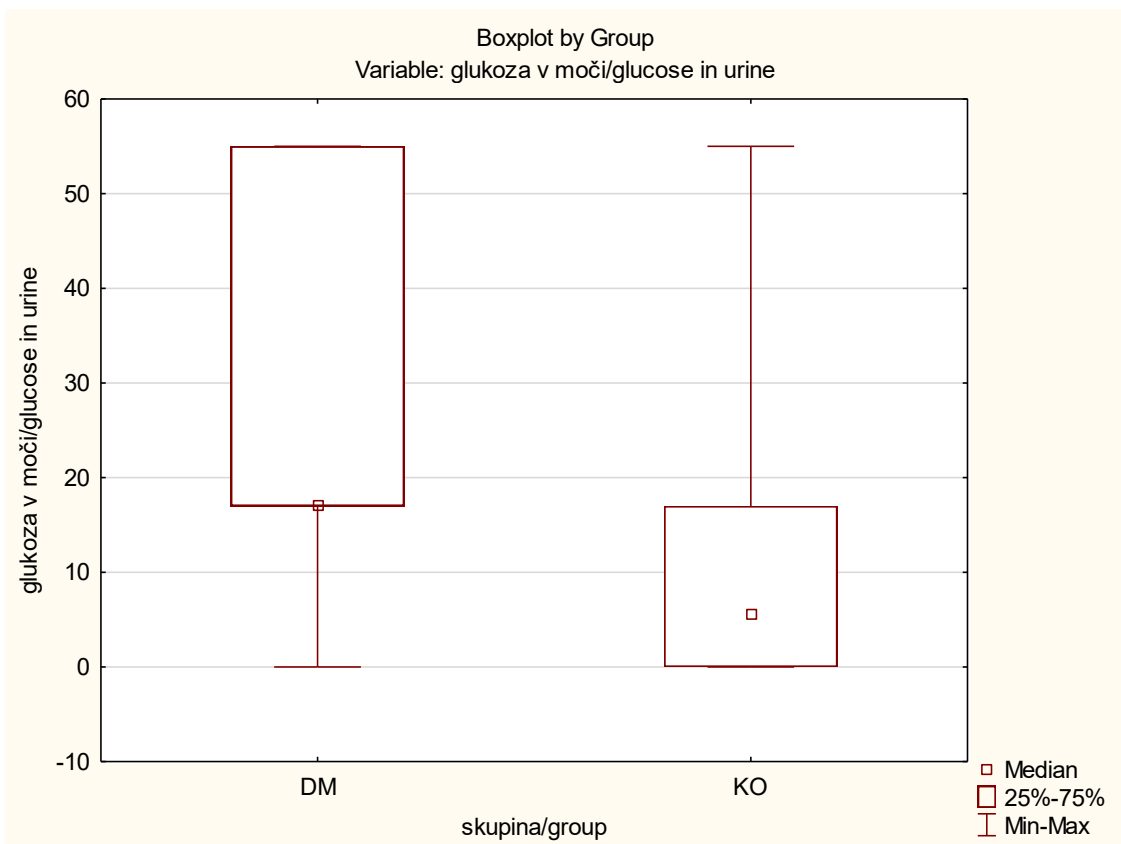
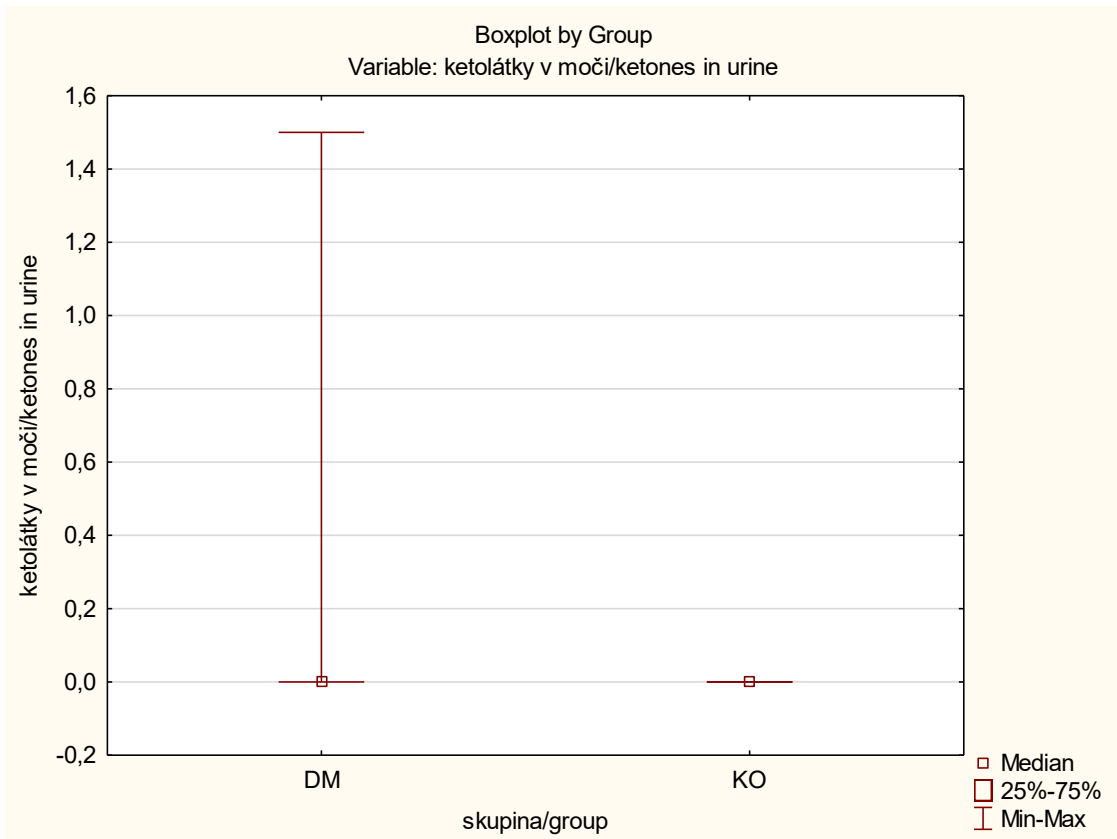


Boxplot by Group
Variable: glykemie_90 (mmol/l)





| variable | Mann-Whitney U Test (w/ continuity correction) (diabetes jaro2020_corr) By variable skupina/group Marked tests are significant at p <,05000 | | | | | | | | | |
|----------------------|---|-------------|----------|----------|----------|------------|----------|------------|------------|------------------|
| | Rank Sum DM | Rank Sum KO | U | Z | p-value | Z adjusted | p-value | Valid N DM | Valid N KO | 2*1sided exact p |
| glykemie_0 (mmol/l) | 9476,000 | 254,0000 | 218,0000 | 2,762849 | 0,005730 | 2,763272 | 0,005723 | 131 | 8 | 0,004204 |
| glykemie_30 (mmol/l) | 9412,500 | 317,5000 | 281,5000 | 2,188574 | 0,028628 | 2,188699 | 0,028619 | 131 | 8 | 0,026335 |
| glykemie_90 (mmol/l) | 9007,500 | 445,5000 | 417,5000 | 0,361686 | 0,717587 | 0,361721 | 0,717560 | 130 | 7 | 0,719637 |

| variable | Mann-Whitney U Test (w/ continuity correction) (diabetes jaro2020_corr) By variable skupina/group Marked tests are significant at p <,05000 | | | | | | | | | |
|-----------------------------------|---|-------------|----------|----------|----------|------------|----------|------------|------------|------------------|
| | Rank Sum DM | Rank Sum KO | U | Z | p-value | Z adjusted | p-value | Valid N DM | Valid N KO | 2*1sided exact p |
| ketolátky v moči/ketones in urine | 6996,000 | 385,0000 | 357,0000 | 0,460742 | 0,644984 | 0,889036 | 0,373984 | 114 | 7 | 0,651711 |
| glukoza v moči/glucose in urine | 7249,500 | 253,5000 | 225,5000 | 1,943054 | 0,052011 | 2,073813 | 0,038097 | 115 | 7 | 0,049900 |