



DEATH

By Carolina and Somuto

Study group: 33



Different ways expressing

death

Mors, Mortis, F Used in Pathological
Anatomy

Exitus, Exitus, F Used in Clinical
Anatomy



Different terms expressing death

Moribundus, a, um

= the one who is going to die, dying man



Mortuus, a, um

= dead

Different terms expressing death



Letalis, e / Mortalis, e (Latin)

Lethal

Finis, Finis, m

The End



Expressing Death Using Stems

-cide - (Latin) = kill

-thanat- (Greek) = dead or death

Necro- (Greek) = Dead

Explain meanings of the following compounds

Electrothanasia

Death by electrocution.

Necrophila

An erotic attraction to corpses.

Euthanasia

A quiet, painless death

Aneuthanasia

A painful death

Necrosis

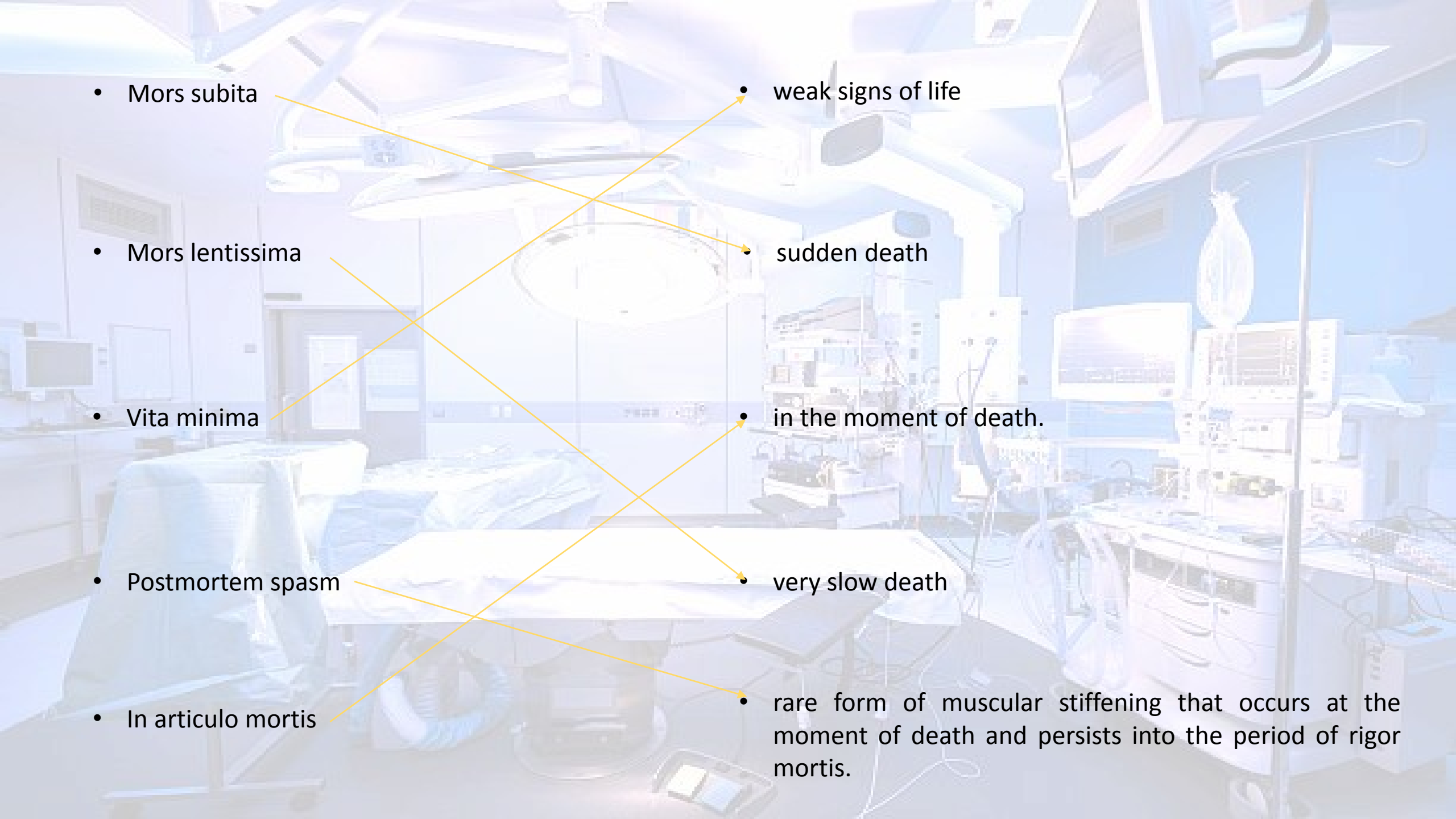
Death of most or all of the cells in an organ or tissue.

Thanatophobia

Fear of death

Match the following terms to the definitions:

- Mors biologica → death of a new-born up to 10 days after birth.
- Mors clinica → death on the operation table
- Mors neonatalis → a permanent cellular damage resulting from lack of oxygen, which is irreversible.
- Mors praenatalis → a cessation of blood circulation and breathing, which is reversible by resuscitation methods.
- Mors in tabula → death of fetus before it starts breathing independently.



- Mors subita

- weak signs of life

- Mors lentissima

- sudden death

- Vita minima

- in the moment of death.

- Postmortem spasm

- very slow death

- In articulo mortis

- rare form of muscular stiffening that occurs at the moment of death and persists into the period of rigor mortis.

Signs of impending death


Mental confusion or disorientation

Excessive fatigue and sleep

Loss of appetite

Coolness in the tips of the fingers and toes

Increased physical weakness



Social withdrawal

Mottled veins

Changes in urination habits

Swelling in feet and ankles

Laboured breathing (Cheyne-Stokes, Death rattle)



Stages of Death

Algor Mortis

The cooling of body temperature, till it reaches the room's temperature. **The 2nd stage of death.**



Rigor Mortis

Stiffening of muscles fibres after death. **The 3rd stage of death.**

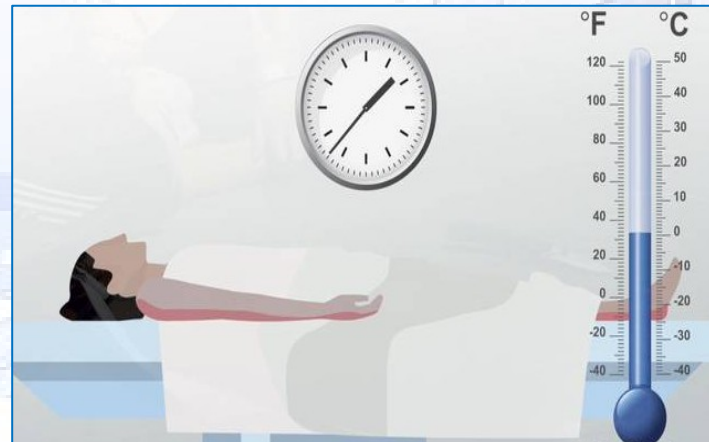
Livor Mortis

The bluish-purple discoloration (**lividity**) under the skin of the lower body parts due to gravitation of blood after death. **The 4th stage of death.**



Pallor Mortis

Paleness that occurs 15–120 minutes after death. **The 1st stage of death.**



Verification of Death

Part of our duties as doctors within the hospital is to verify the death of a patient.

The procedure is as follows:

1. Confirm the identity of the patient – *check the wrist band*
2. General inspection – *skin colour / any obvious signs of life*
3. Look for signs of respiratory effort
4. Check if the patient responds to verbal stimuli
5. Check if the patient respond to pain? – *press on fingernail / trapezius squeeze / supraorbital pressure*
6. Assess pupils using pen torch – *after death they become fixed and dilated*
7. Feel for a central pulse – *carotid artery*
8. Auscultation: Listen for heart sounds for at least 2 minute then Listen for respiratory sounds for at least 3 minutes.
9. Inform family
10. Complete a death certificate

Phrases Related to Death



Facies Hippocratica

The pallid or shrunken face of someone about to die.



At the last moment of life.

***In extremis vitae
momentis***


Exitus Letalis

Natural Death



At the moment of death

***In extremis / In
Ultimis***



Death certificate

Czech Republic

Officially known as úmrtní list

Farní úřad církve českomoravské v Kroměříži.

Protektorát Čechy a Morava.
Soudní okres: Kroměříž.
Politický okres: Kroměříž.

Úmrtní list.

Výtah z knihy zemřelých svazek II. str. 84.

Den, měsíc a rok	úmrtní potřeba	26. října 28. října	roku 1934 t. j. tisíceho devátého třicátého čtvrtého
Místo úmrtí		Kroměříž, Jiráskova ul. čp. 124.	okr. soudní Kroměříž. okr. politický Kroměříž.
Zemřelý		František V l š e k , krejčí mistr v Kroměříži, Jiráskova č. 124. Harš. v Hulíně, dom přišl. do Kroměříže.	
Národnost		českomoravského	
Pohlaví		mužského	
Stav: <small>svobodný — ovdovělý — vdovec — vdova — sňatek — vdovec</small>		ženatý	
Datum narození		nar. 18. II. 1869.	
Místo pohřbení		Nový hřbitov v Kroměříži.	
Příčina smrti		Rakovina štítné žlázy II.53.	
Jméno pochovařského kněze		Karel Růžička, farář čm. v Kroměříži.	
Poznámka			

v Kroměříži dne 8. října 1940.

Karel Růžička
farář.

www.scanzen.cz

Death certificate

Germany

Officially known
as Totenschein

Für die Anmeldung des Sterbefalles möglichst Geburts- und Heiratsurkunde (und bei Eheschließungen dem Familienbuch) und amtlichen Personalausweis des Verstorbenen zum Standesamt mitbringen.

Hier Öffnen!

Vom Standesbeamten auszufüllen!
Standesamt Frankfurt
Eintragung vollzogen 34895
Eintragung vorgemerkt 43114
Vormerkliste Nr. 43114

Todesbescheinigung ¹⁾

I. Personalangaben
Familiennamen (bei Frauen auch Mädchennamen) Müller
Geschlecht:*) männl. weibl.
geboren am 04.08.1925 in Köln Peter Vornamen
Wohnung Ehrenfeld Köln
Gemeinde Hauptstraße 23 Straße und Hausnummer
Ort des Todes Bad Godesberg Köln Kreis
Gemeinde Kärolinerring 43-47 Straße und Hausnummer
Zeitpunkt des Todes 28.06.01 Sankt Agnes Krankenhaus Bonn Kreis
Für Neugeborene, die innerhalb der ersten 24 Stunden gestorben sind, Lebensdauer Tag, Monat, Jahr, Uhrzeit

II. Todesart*) natürlicher Tod
nicht natürlicher Tod*) (Unfall, Selbstmord, Tod durch strafbare Handlung oder sonstige Gewalteinwirkung)
nicht aufgeklärt, ob natürlicher oder nicht natürlicher Tod.

III. Zuletzt behandelnder Arzt Dr. Schmidt
Name, Anschrift und Fernsprechnummer des Arztes, der Anstalt Am Teich 55, 50687 Köln, 0221/321-0

IV. War der Verstorbene an einer übertragbaren Krankheit im Sinne des Bundes-Seuchengesetzes erkrankt?*) ja nein
Wenn ja, sind besondere Verhörensmaßnahmen bei der Aufbewahrung, Einsargung, Beförderung und Bestattung zu beachten!*) ja nein

Die Leiche wurde von mir heute zur Feststellung der Todesursache sorgfältig untersucht. Sichere Zeichen des Todes wurden von mir wahrgenommen. — Diese und die umseitigen Angaben auf Grund des von mir gewonnenen Urteils nach bestem Wissen gemacht zu haben, bezeuge ich mit eigenhändiger Unterschrift.

Bonn, den 30.06. 2001

Unterschrift und Stempel des Arztes, der die Leichenschau vorgenommen hat
ich für Totgeborene ausfüllen! Das sind totgeborene oder während der Geburt mindestens 35 cm Länge, genügen bereits Anhaltspunkte, die für einen nicht lebendigen im entsprechenden anzu-

Death certificate

THE UK

Officially known as Medical Certificate of Cause of Death (MCCD)

DEATH CERTIFICATE EXAMPLE GEEKYMEDICS.COM

Name of deceased..... **June Morbid**

Date of death as stated to me..... **4th** day of **July** **2018** Age as stated to me..... **87**

Place of death..... **Elizabeth Infirmary, Newtown, NE3 4SA**

Last seen alive by me..... **3rd** day of **July** **2018**

1 The certified cause of death takes account of information obtained from post-mortem. *Please ring appropriate digit(s) and letter* a Seen after death by me.

2 Information from post-mortem may be available later. b **(b)** Seen after death by another medical practitioner but not me.

(3) Post-mortem not being held. c Not seen after death by a medical practitioner.

4 I have reported this death to the Coroner for further action.

CAUSE OF DEATH		Approximate interval between onset and death
I (a) Disease or condition directly leading to death..... ASPIRATION PNEUMONIA		4 days
(b) Other disease or condition, if any, leading to I(a)..... PARKINSON'S DISEASE		
(c) Other disease or condition, if any, leading to I(b).....		
II Other significant conditions CONTRIBUTING TO THE DEATH but not related to the disease or condition causing it.....		

The death might have been due to or contributed to by the employment followed at some time by the deceased

I certify that this death certificate is accurate

Signature..... *MSmith* **Dr Michael Smith** Qualifications..... **MBBS (Medicine & Surgery) - GMC 4939**

Residence..... **Ward 32, Elizabeth Infirmary, NE3 4SA** Date..... **4/7/18**

Consultant responsible for the above-named patient..... **Dr Spot**