

Perio indexes - test CPITN, PBI, API

MUDr. Hana Poskerová Ph.D.

Stomatologická klinika

FN u svaté Anny a LF MU v Brně

FAKULTNÍ
NEMOCNICE
U SV. ANNY
V BRNĚ



M U N I

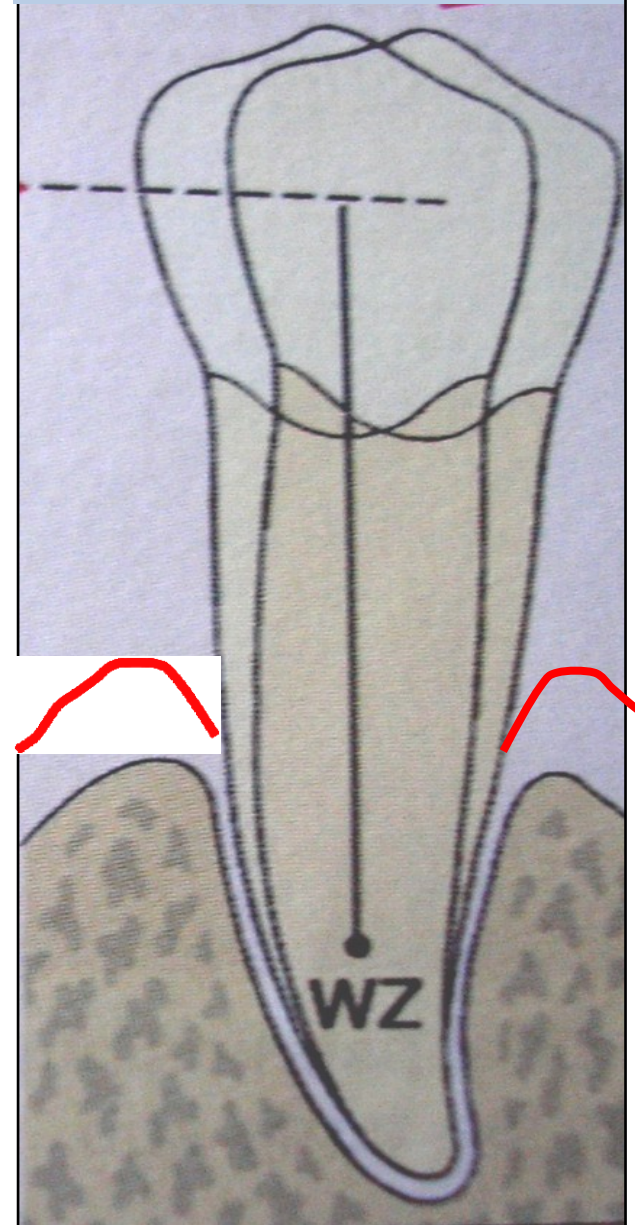
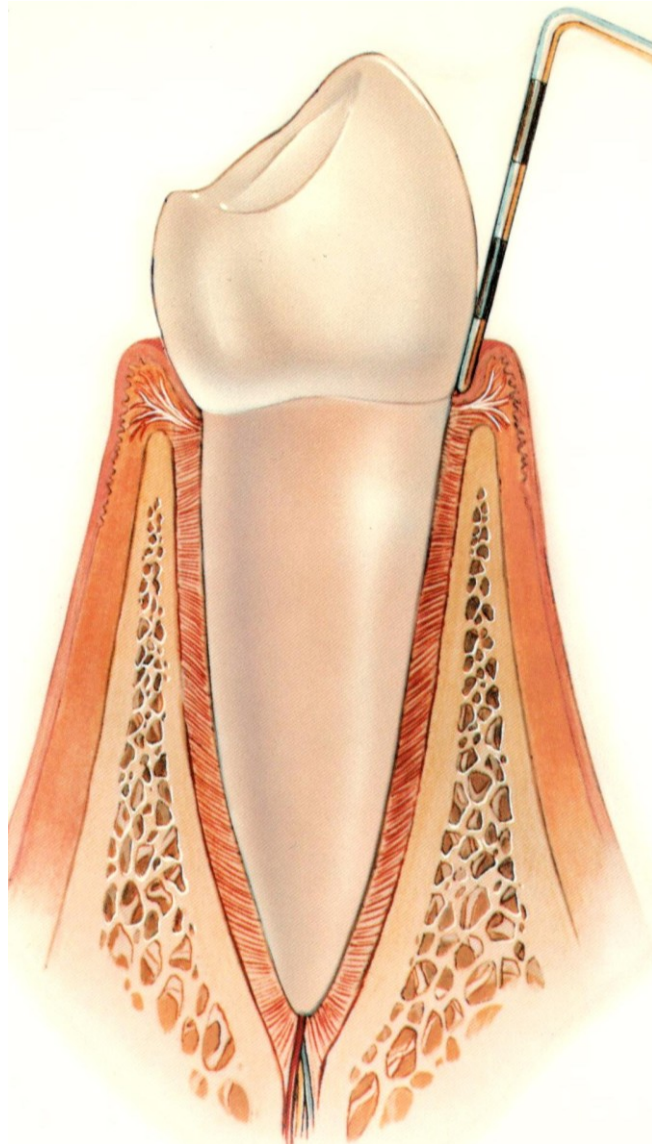


CPITN O

CPITN O

CPITN O

- no bleeding
- no calculus
- probing up to 3,5 mm (without) so it can be 0.5 mm / 1 mm 2 mm / 3 mm



CPITN

CPITN 0,1,2

- probing can be 0.5/1/2/3 mm
- no pocket

CPITN 3

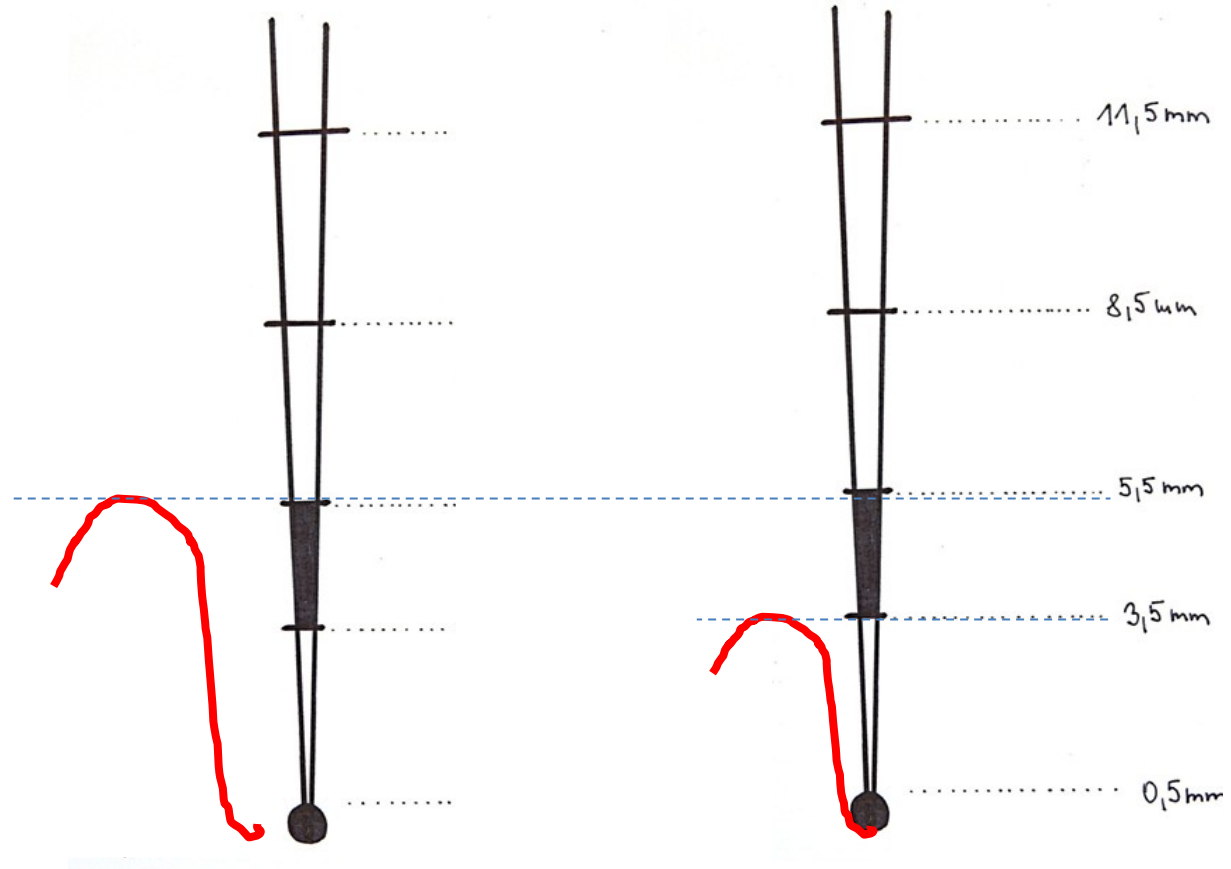
- probing can be 4/5 mm
- shallow pocket

CPITN 0,1,2

- probing can be 6/7/8.....mm
- deep pocket

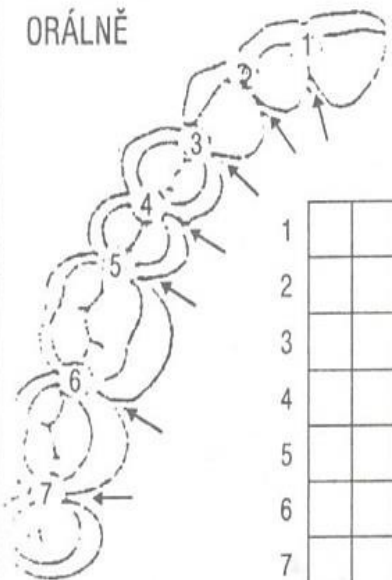
Probing 5,5 mm
CPITN 4

Probing 3,5 mm
CPITN 3



	Bleeding	Calculus	Pocket probing depth (in mm)	CPITN
1	-	-	3	0
2	-	-	3,5	3
3	-	+	3	2
4	-	+	3,5	3
5	+	+	3	2
6	+	+	3,5	3
7	-	-	4	3
8	+	+	4	3
9	+	-	5,5	4
10	-	+	5,5	4
11	-	-	8	4
12	+	+	8	4

ORÁLNĚ



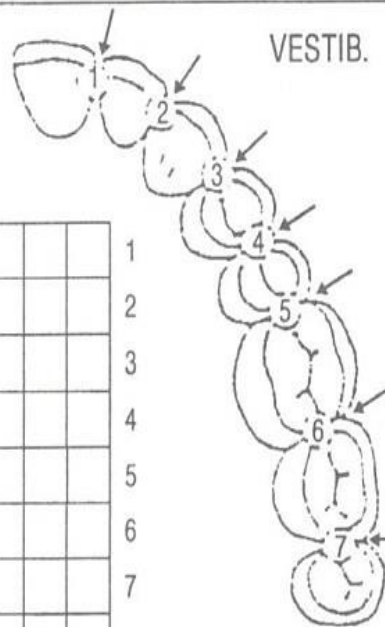
TEST KRVÁČIVOSTI PAPIL
HČ
PAPILA

1			
2			
3			
4			
5			
6			
7			

3	1	3	2
3	1	3	2
3	1	3	2
3	1	3	2
3	1	3	2
/	1	3	2
/	/	3	2
15	6	21	14

2	3	1	3
2	3	1	3
2	3	1	3
2	3	1	3
2	3	1	3
2	3	1	/
2	3	/	/
14	21	6	15

VESTIB.



SOUČET

8 7 6

5 4 3 2 1

1 2 3 4 5

6 7 8

VYŠETŘENÍ

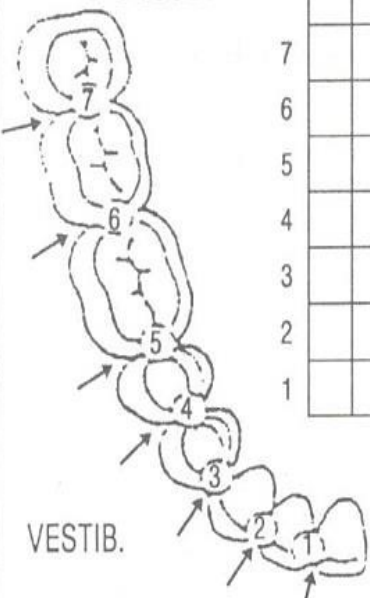
SOUČET

7			
6			
5			
4			
3			
2			
1			

10	6	15	10
/	/	3	2
/	1	3	2
2	1	3	2
2	1	3	2
2	1	3	2
2	1	/	/
2	1	/	/
2	1	/	/

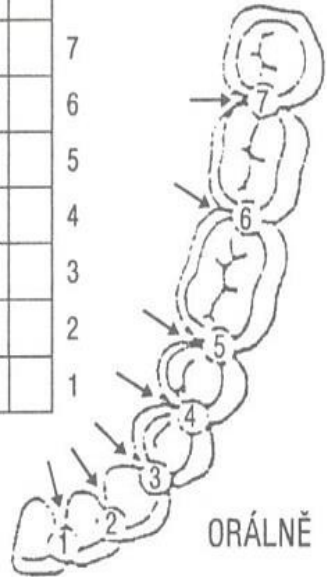
10	15	6	10
2	3	/	/
2	3	1	/
2	3	1	2
2	3	1	2
2	3	1	2
/	/	1	2
/	/	1	2

VESTIB.



DČ

ORÁLNĚ



DATUM	SOUČET	INDEX
1	48/24	2
2	72/24	3
3	24/24	1
4	50/20	2,5

5			
6			
7			
8			

STUPEŇ	DEFINICE
0	PAPILA NEKRVÁČÍ
1	KREV - BOD
2	- LINKA
3	- TROJÚHELNÍK
4	- KAPKA

Determine the PBI value

Example: all distal papillas have PBI 4, all teeth are present: PBI 112/28 index 4

1/ all distal papillas have PBI 2	3rd molares and all lower incisors are missing	48/24	PBI 2
2/ all distal papillas have PBI 3	all lower incisors are missing	72/24	PBI 3
3/ all distal papillas have PBI 1	3rd and 2nd molares are missing	24/24	PBI 1
4/ all upper distal papillas have PBI 3; all lower distal papillas have PBI 2	all molares are missing	50/20	PBI 2,5

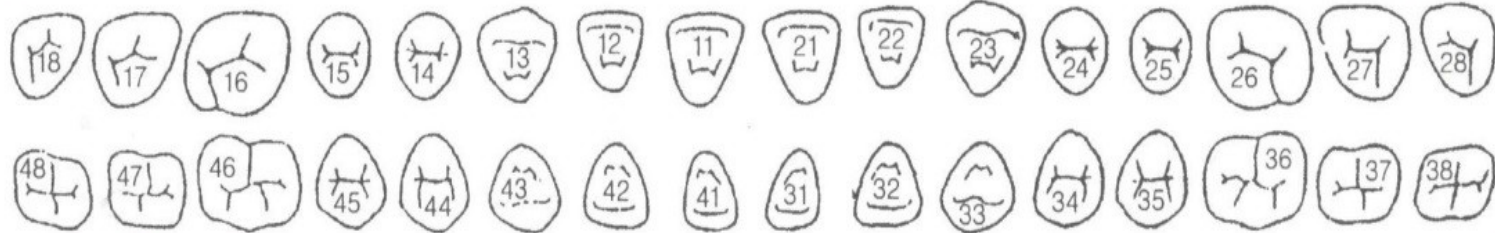
Index API

DATUM

	5																	
	4	/	+	+	/	-	-	-	-	-	/	+	+	/				
	3	+	+	+	+	-	-	-	-	-	+	+	+					
	2	-	-	-	-	+	+	+	+	+	-	-	-					
	1	+	+	-	-	-	-	-	-	-	-	-	+	+				

MAX. HODN.

DR



SIN

MAX. HODN.

DATUM

	1																	
	2	-	-	-	-	+	+	+	+	+	-	-	-					
	3	+	+	+	+	-	-	-	-	-	+	+	+	+				
	4	/	+	+	/	-	-	-	-	-	/	+	+	/				
	5																	

MAX. HODN.

STUPEŇ

DEFINICE

THERAPIE

0		INSTRUKTÁŽ HYGIENY
1	KRVÁCENÍ GINGIVY	INSTRUKTÁŽ HYGIENY, KONSERVATIVNÍ TH.
2	ZK SUPRAGINGIVÁLNÍ, SUBGINGIVÁLNÍ	OZK, INSTRUKTÁŽ HYGIENY, KONSERVATIVNÍ TH.
3	PARODONTÁLNÍ CHOBOTY 3,5-5,5 mm.	KOMPLEXNÍ PARODONTOLOGICKÁ THERAPIE
4	PARODONTÁLNÍ CHOBOTY NAD 5,5 mm.	KOMPLEXNÍ PARODONTOLOGICKÁ THERAPIE

Determine the API value when all teeth are present

API = number of areas with plaque / number of evaluated areas × 100 (%)

1/ all approximal areas at molars have a plaque, the others not

8/28

API 28,5 %

2/ all distal approximal areas at incisors and canines have a plaque, the others not

12/28

API 42,8 %

3/ all distal approximal areas at molars and premolars have a plaque, the others not

16/28

API 57,1 %

4/ all distal approximal areas at molars and premolars have a plaque, the others not. 3rd and 2nd molars and 1st premolars are missing

8/20

API 40 %