

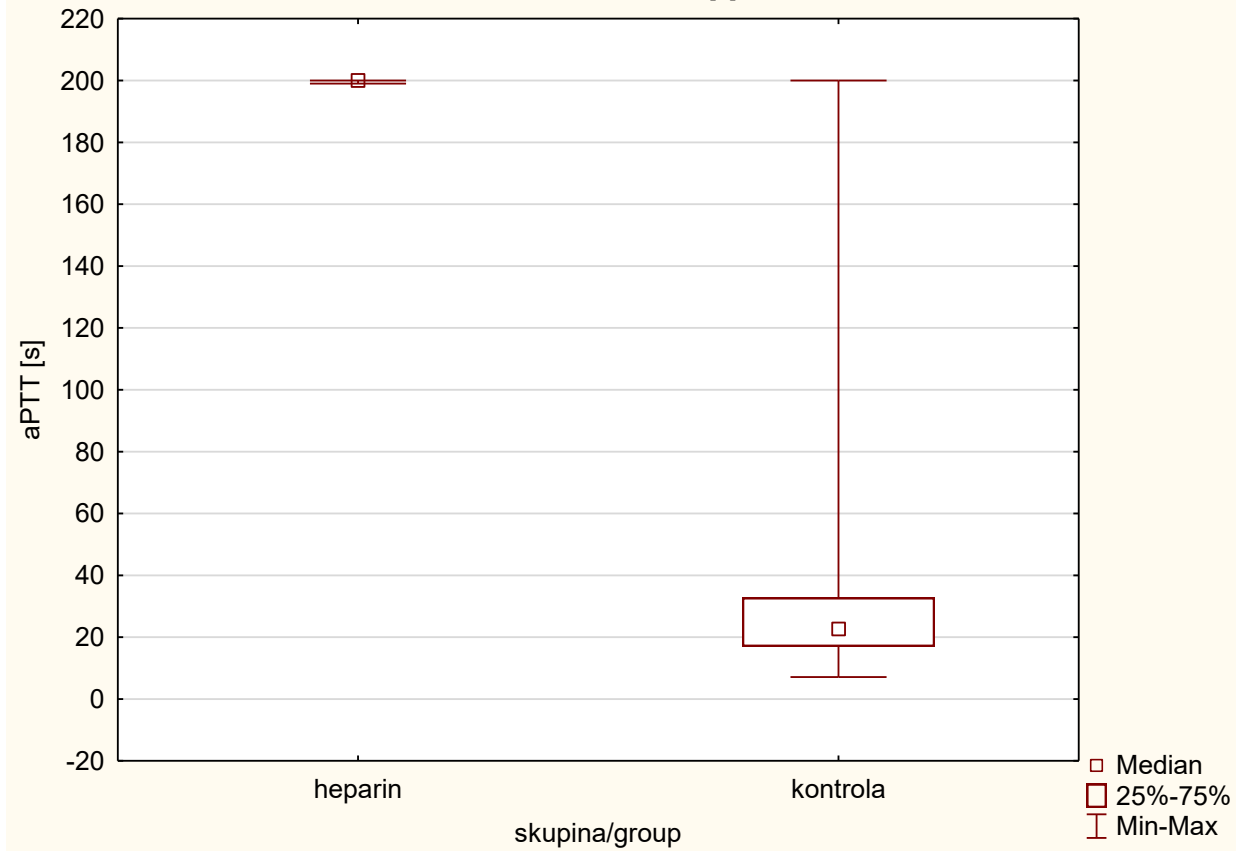
Deskriptivní statistika / descriptive statistics:

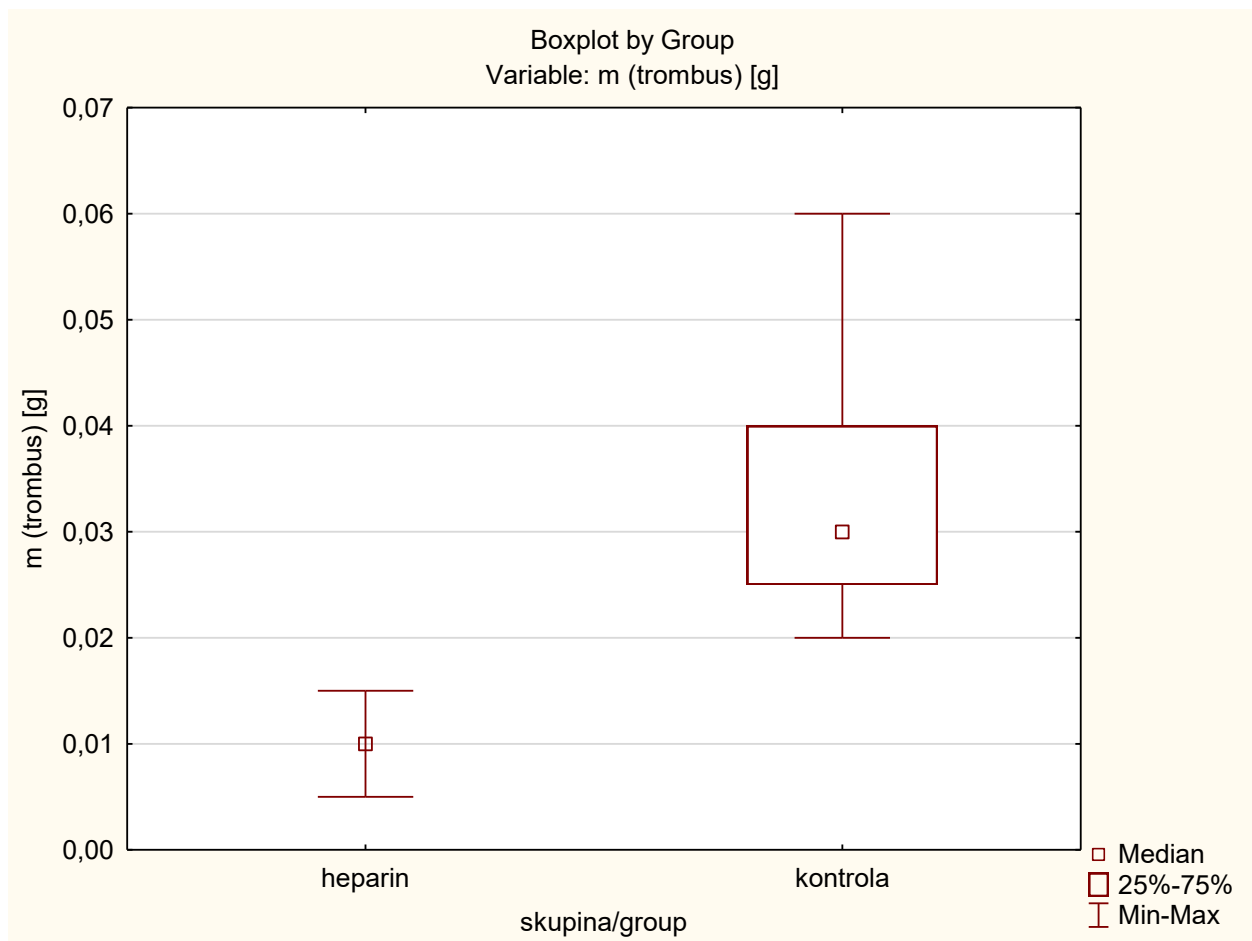
skupina/group=heparin Descriptive Statistics (tromboza_all_2021)										
Variable	Valid N	Mean	Median	Mode	Frequency of Mode	Minimum	Maximum	Low er Quartile	Upper Quartile	Std.Dev.
aPTT [s]	61	199,9836	200,0000	200,0000	60	199,0000	200,0000	200,0000	200,0000	0,128037
m (trombus) [g]	55	0,0109	0,0100	,0100000	41	0,0050	0,0150	0,0100	0,0100	0,002375

skupina/group=kontrola Descriptive Statistics (tromboza_all_2021)										
Variable	Valid N	Mean	Median	Mode	Frequency of Mode	Minimum	Maximum	Low er Quartile	Upper Quartile	Std.Dev.
aPTT [s]	65	32,26769	22,70000	Multiple	3	7,100000	200,0000	17,00000	32,80000	33,52386
m (trombus) [g]	62	0,03234	0,03000	,0250000	15	0,020000	0,0600	0,02500	0,04000	0,01043

Srovnání skupin „heparin“ a „kontrola“ / comparison of heparinized and control group:

Boxplot by Group  
Variable: aPTT [s]

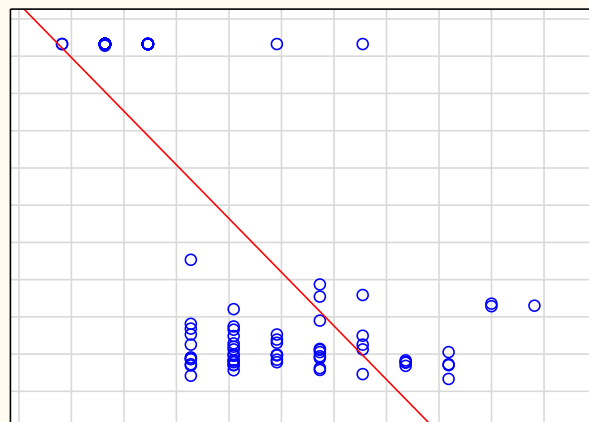
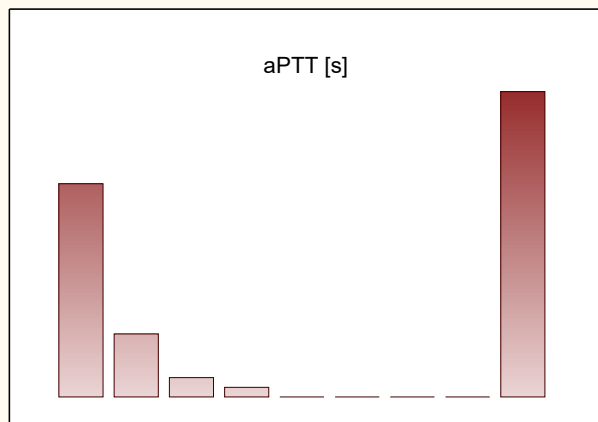
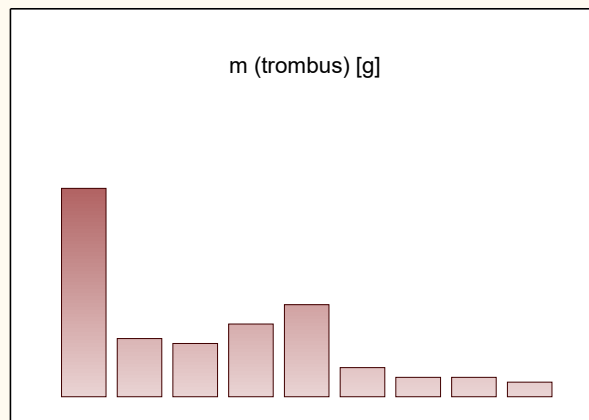




Mann-Whitney U Test (w/ continuity correction) (tromboza_all_2021)										
By variable skupina/group										
Marked tests are significant at p <,05000										
variable	Rank Sum heparin	Rank Sum kontrola	U	Z	p-value	Z adjusted	p-value	Valid N heparin	Valid N kontrola	2*1sided exact p
aPTT [s]	5794,000	2207,000	62,00000	9,37278	0,000000	9,98662	0,000000	61	65	0,000000
m (trombus) [g]	1540,000	5363,000	0,00000	-9,30828	0,000000	-9,54148	0,000000	55	62	0,000000

Korelace mezi hmotností trombu a aPTT – všichni / correlation between thrombus mass and aPTT – all:

Correlations (tromboza\_all\_2021 5v\*128c)



Pair of Variables	Spearman Rank Order Correlations (tromboza_all_2021) MD pairwise deleted Marked correlations are significant at p <,05000			
	Valid N	Spearman R	t(N-2)	p-value
aPTT [s] & m (trombus) [g]	115	-0,771445	-12,8880	0,000000

Korelace mezi hmotností trombu a aPTT – jen kontroly / correlation between thrombus mass and aPTT – controls only:

Pair of Variables	Spearman Rank Order Correlations (tromboza_all_2021) MD pairwise deleted Marked correlations are significant at p <,05000 Include condition: v3='kontrola'			
	Valid N	Spearman R	t(N-2)	p-value
aPTT [s] & m (trombus) [g]	62	0,015521	0,120236	0,904698