

Tutorial in Basic Medical Terminology I



Study materials



- Teachers' own materials (e.g. hand-outs, presentations, activity cards) which are going to be periodically uploaded on the IS in Study materials of your subject.
- Prucklová, R. – Severová, M.: *Introduction to Latin and Greek Terminology in Medicine*. Praha: KLP, 2012 (Unit 1-7)

Testing



- Vocabulary tests at the beginning of almost every lesson (10 tests in total)
 - 70% (->7) of successfully written vocabulary tests (score over 70%) means that you get bonus 5% for your final exam
- One progress test
 - successfully written partial test (over 70 %) means that you get bonus 5 % for your final exam)
- Credit test
 - 70% required if you were not successful in any of the partial tests
 - 65% required if you were successful in the partial test OR 70% of vocabulary tests
 - 60% required if you were successful in BOTH partial test AND 70% of vocabulary tests

Testing



- Students can sit the **credit test** in the last lesson before dissections (May 13)
- **Resits of the credit test** will take place **only during the exam period.**
- The number of possible credit test **resits** is **two.**
- **The dates and number of resits** set by the teacher before the exam period is **final**, it means **no other dates will be added** during the exam period or later.

Testing



- Results of the tests will be available to students in the Notebook on the IS.
- The student's results will be given in percentage together with the pass mark.
- The student will have the access to his/her tests during teacher's office hours only.

Attendance



- **Absences** are going to be **electronically registered in the IS**. In order to be sure you have been registered as present in the class, be punctual, the attendance is always checked immediately after the beginning of the class.
- We can tolerate **TWO** unexcused absences only; all further absences have to be properly **excused by the Study Department**.
- **Unexcused absences** are regularly recorded in the Notebook on the IS, and students having these records **cannot sit the credit test**.

Course objectives



- The course will focus on basic latin grammar to help the students understand medical terminology
- After passing final exam, the students will:
 - understand rules of creating Latin terms and to understand meaning of particular terms
 - create correct Latin terms (both from anatomical and clinical terminology)
 - master the vocabulary in a systematic way
 - understand the system in the terminology of **anatomical structures** (= **easier memorizing** of the terms)

Revision



???



- How many declensions are there in Latin?
- How do you decide on the declension of a noun?
 - According to the genitive ending of the noun.
- What are the Genitive endings of particular cases?
 - 1st -ae; 2nd -i; 3rd -is; 4th -us; 5th -ei
- What is Genitive stem and how do you recognize it?
 - a stem is a form to which affixes can be attached
 - we take genitive form and we remove the genitive ending
 - ✦ vena, ven-ae
 - ✦ musculus, muscul-i; diameter, diametr-i
 - ✦ auris, aur-is; corpus, corpor-is
 - ✦ arcus, arc-us; genu, gen-us
 - ✦ facies, faci-ei

Determine the stem of the following nouns and their declension:



E.g.: Nom.Sg. – cornu, Gen. Sg.–cornus, the stem – corn, the 4th declension.

- cornu, us n _____
- systema, atis n _____
- paries, etis m _____
- articulatio, onis f _____
- oedema, atis n _____
- vertebra, ae f _____
- morbus, i m _____
- processus, us m _____
- facies, ei m _____
- tendo, inis m _____
- os, ossis n _____
- caries, ei f _____
- mandibula, ae f _____
- lac, lactis n _____
- remedium, ii n _____
- sanguis, inis m _____
- pars, partis f _____



- How do neuters behave?
 - Nominative and accusative are identical in both singular and plural
 - Nominative plural ending is -a
- What is the function of Genitive?
 - It expresses dependency of two nouns, possession
 - It is translated into English using „of“
- How does a word behave after a preposition?
 - Its accusative or ablative form is used
- Name 5 prepositions connected with accusative and 5 with ablative.
 - Accusative – ad, post, ante, propter, inter, per, prope, contra, intra, extra
 - Ablative – a/ab, cum, sine, e/ex, pro
 - Both cases – in, sub

Adjectives



- Latin adjectives are declined according to what paradigms:
 - 1st and 2nd declension: bonus, a, um
 - ✦ Like paradigms nervus (m.), vena (f.), septum (n.)
 - 3rd declension: acer, acris, acre; brevis, e; simplex, simplicis
 - ✦ Like paradigms auris (m.+f.) and rete (n.)
 - ✦ Ablative singular has ALWAYS ending - i
- Latin adjective has to match the noun in...?
 - gender, case, number
 - thus the endings do NOT have to look the same!
 - diabetes mellitus, gen.: diabetae melliti
 - rete venosum, gen.: retis venosi
 - vulnus lacerum, gen.: vulneris laceri
 - manus dextra, gen.: manus dextrae
 - etc...

cornu, us n (coccygeus, a, um)



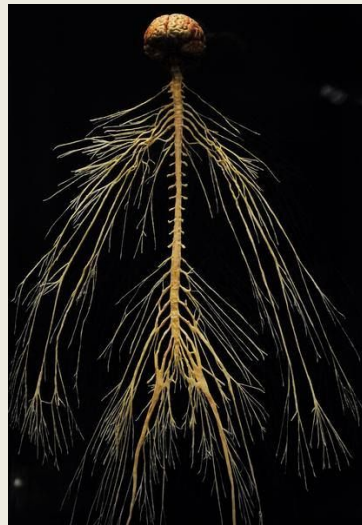
- cornu coccygeum - coc·cyg·e·al cornu - two processes that project upward from the dorsum of the base of the coccyx to articulate with the sacral cornua. Synonym(s): cornu coccygeum, coccygeal horn, cornua coccygealia



systema, atis n (nervosus,a, um)



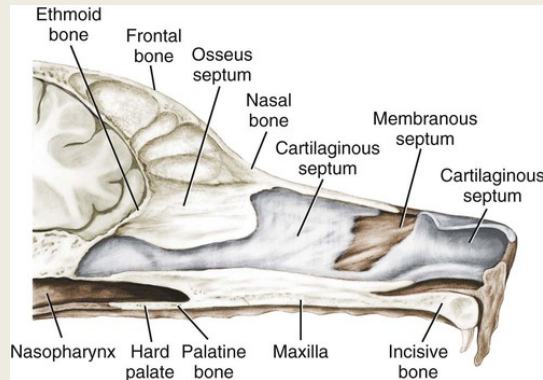
- Systema nervosum - nervous system - the organ system that, along with the endocrine system, correlates the adjustments and reactions of an organism to internal and environmental conditions.



Septum nasi, i n (osseus, a, um)



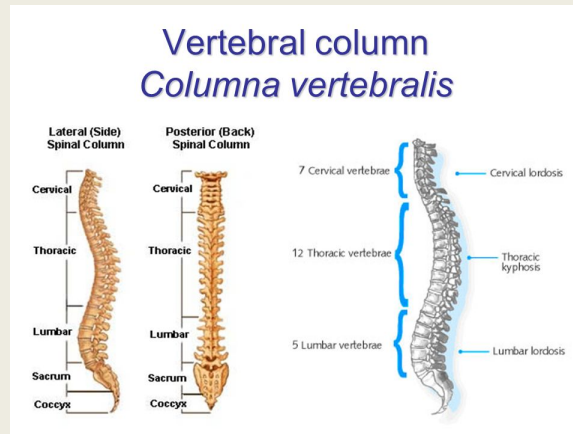
- Septum nasi osseum – bony nasal septum - the bones supporting the bony part of the nasal septum; these are the perpendicular plate of the ethmoid, the vomer, the sphenoidal rostrum, the crest of the nasal bones, the frontal spine, and the median crest formed by the apposition of the maxillary and palatine bones.



columna, ae f (vertebralis,e)



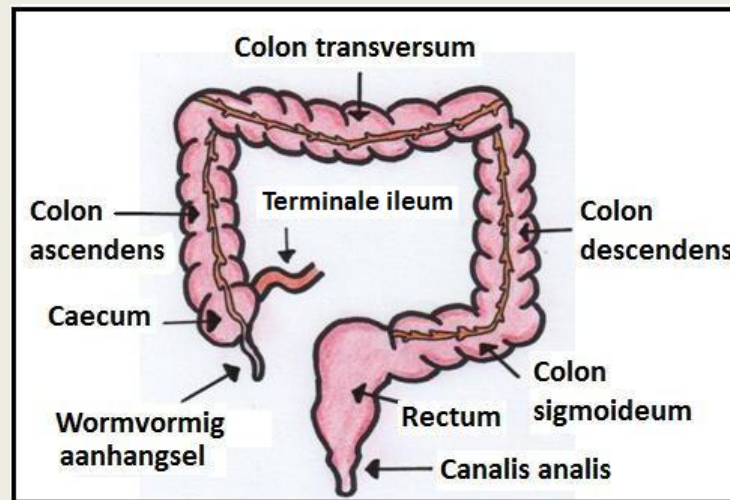
- Columna vertebralis - vertebral column - the series of vertebrae that extend from the cranium to the coccyx, providing support and forming a flexible bony case for the spinal cord. Synonyms: columna vertebralis, spine, backbone, dorsal spine, rachis, spina dorsalis, spinal column, vertebrarum



colon, i n (transversus, a, um)



- Colon transversum - transverse colon - The part of the colon that lies across the upper part of the abdominal cavity.

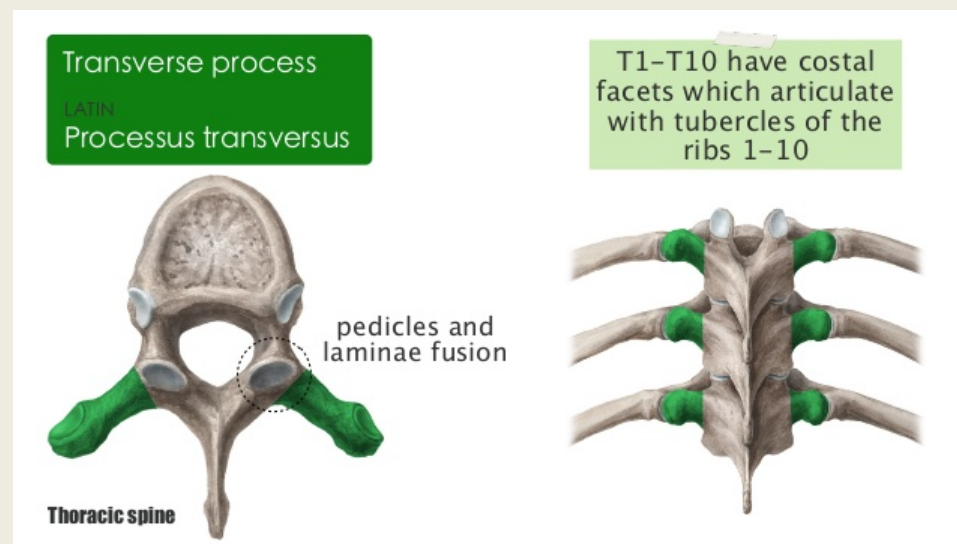


Figuur 1. De dikke darm met zijn verschillende delen

processus, us m (transversus, a, um) vertebrae



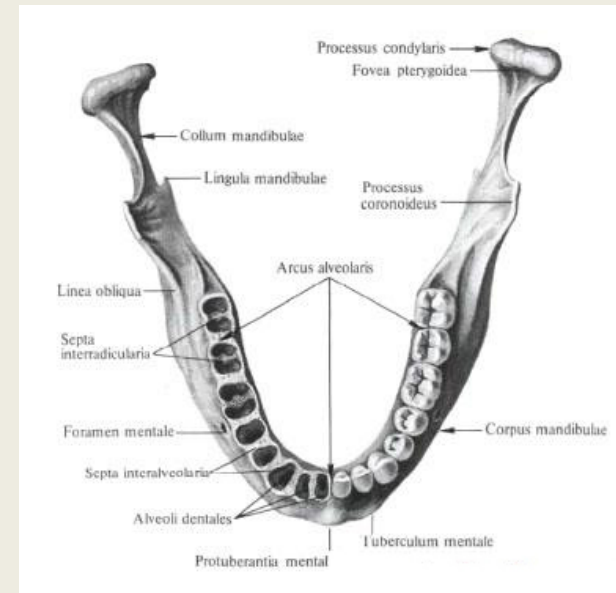
- **Processus transversus vertebrae** - transverse process of vertebra - a bony protrusion on either side of the arch of a vertebra, from the junction of the lamina and pedicle, which functions as a lever for attached muscles.



arcus, us m (alveolaris, e)



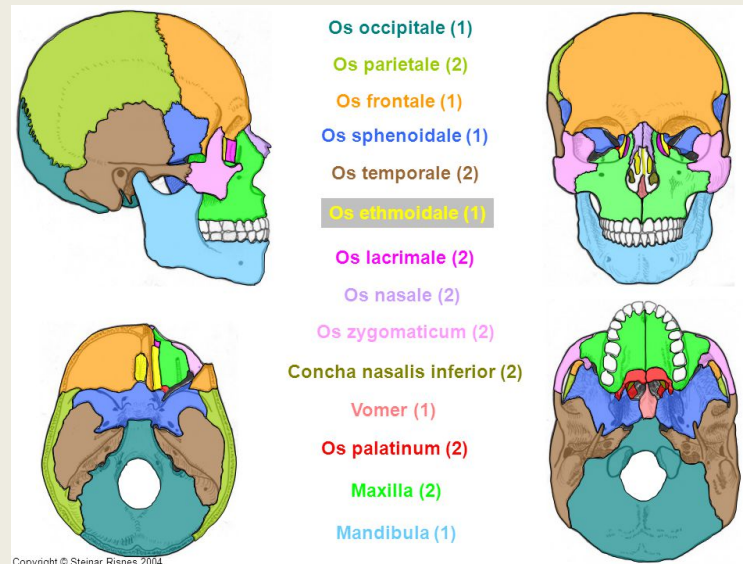
- Arcus alveolaris – alveolar arch - the part of the upper or lower jawbones in which the teeth are set



os, ossis n (ethmoidalis,e)



- Os ethmoidale - ethmoid bone - an irregularly shaped bone lying between the orbital plates of the frontal bone and anterior to the sphenoid bone of the cranium



folium, i n (viridis, e)



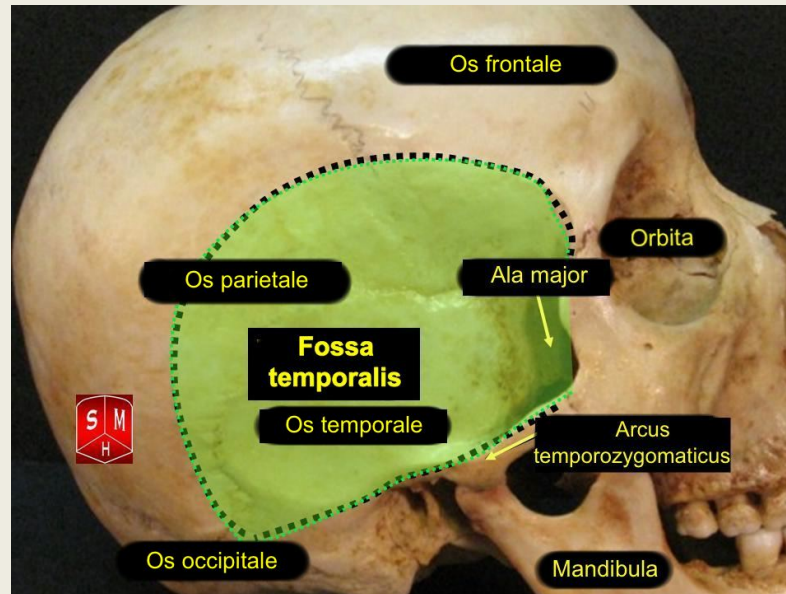
- Folium viride – green leaf



facies, ei f (temporalis, e)



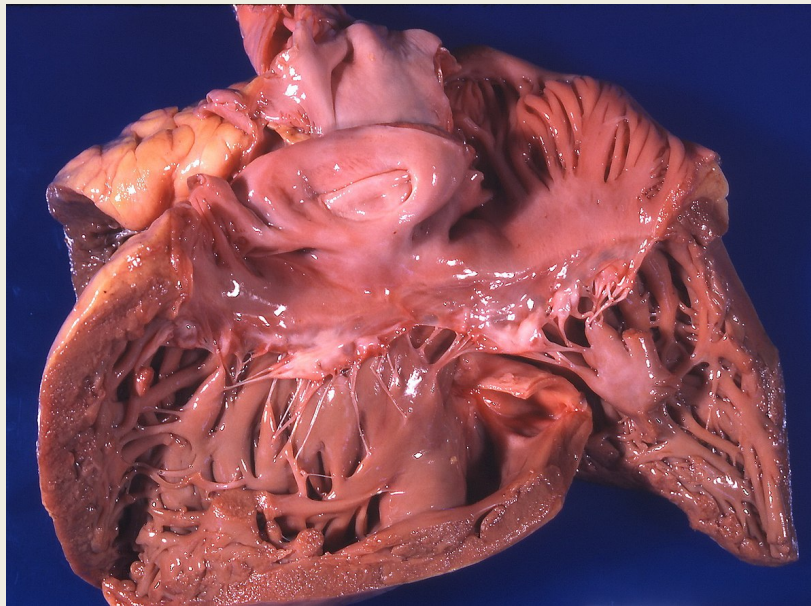
- Facies temporalis - temporal surface - the surface of a bone that contributes to the formation of the temporal fossa



cor, cordis n (pulmonalis, e)



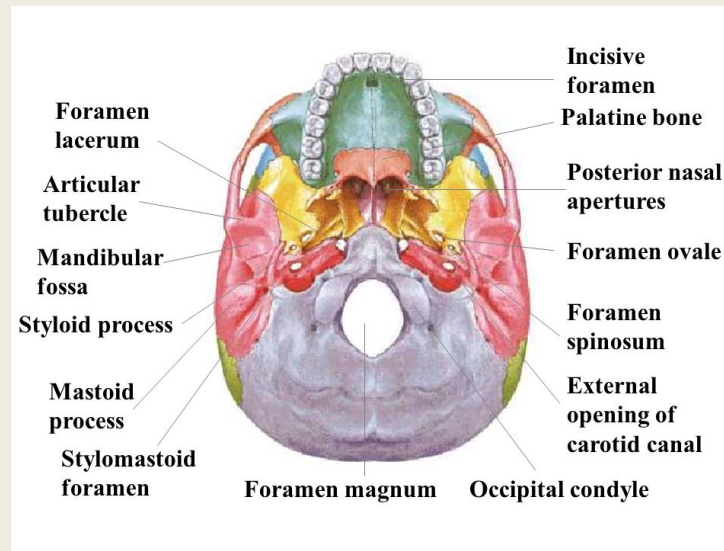
- Cor pulmonale - pulmonary heart disease is an increase in bulk of the right ventricle of the heart, generally caused by chronic diseases or malfunction of the lungs. This condition can lead to heart failure.



apertura, ae f (externus, a, um)



- Apertura externa – external opening – e.g. apertura externa canalis carotici - external opening of carotid canal - a roughly circular opening on the inferior surface of the petrous portion of the temporal bone by which the internal carotid artery enters the carotid canal



tela, ae f (spongiosus, a, um)



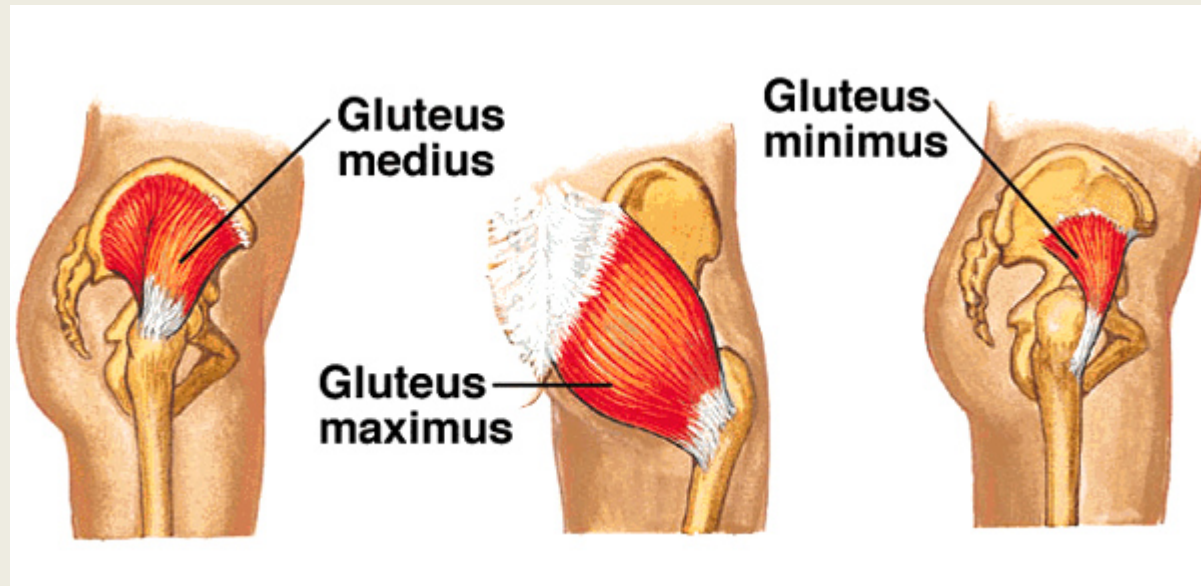
- Tela spongiosa - the part of a bone (as much of the epiphyseal area of long bones) made up of spongy cancellous bone



musculus, i m (glutaeus, a ,um)



- Musculus glutaeus – gluteal muscle - any of the three muscles that form the buttocks: the gluteus maximus, gluteus medius, and gluteus minimus.



Confusing words I



- Tell the difference between the words and make up illustrative phrases:

- dislocatio, onis, f. X dislocatus, a, um
 - ✦ fractura costae verae secundae l.sin. **dislocata**
 - ✦ **dislocatio** articulationis sacroiliacae l.dx.
- ruptura, ae, f. X ruptus, rupta, ruptum
 - ✦ **ruptura** tendinum manus dextrae
 - ✦ sutura parietis vaginae **ruptae** post partum
- perforatio, onis, f. X perforatus, a, um/perforans, ntis
 - ✦ **perforatio** parietis gastris propter ulcus
 - ✦ ulcus duodeni **perforatum/perforans**
- suspicio, onis f. X suspectus, a, um
 - ✦ **suspicio** carcinomatis mammae l.sin.
 - ✦ Infractio partis distalis tibiae l.dx. **suspecta**

Confusing words II

Match the nouns with the pictures



morsus



paries



pars


mors



facies



morbus



fascia



Confusing words II

Match the nouns with the pictures



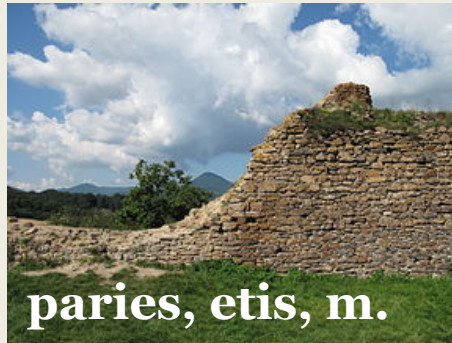
mors, tis, f.



fascia, ae, f.



morsus, us, m.



paries, etis, m.



facies, ei, f.



pars, tis, f.

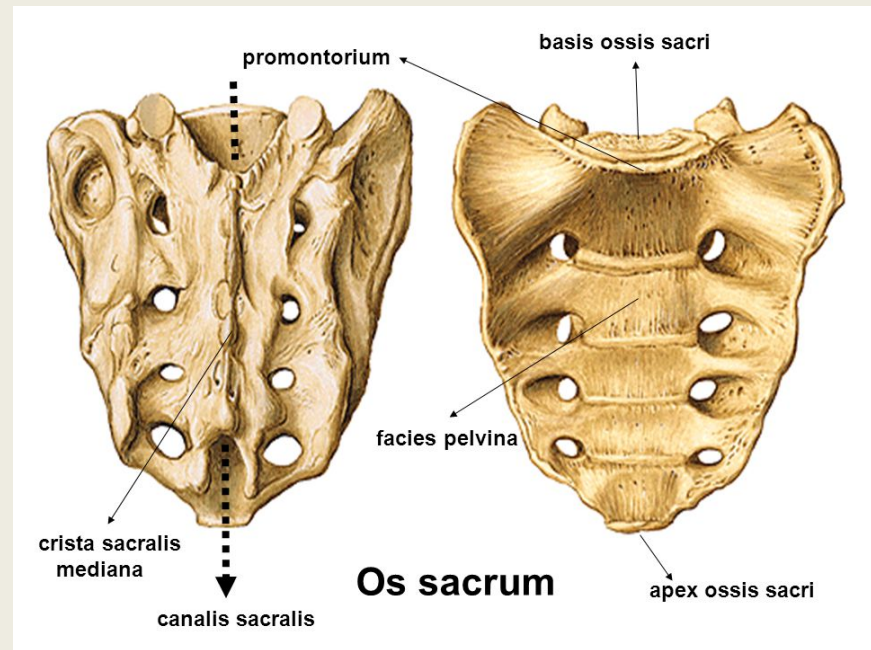


morbus, i, m.

Translate



- rupture of the wide fascia
 - *ruptura fasciae latae*
- death after an animal bite
 - *mors post morsum animalis*
- parts of a gall bladder
 - *partes vesicae felleae*
- pelvic surface of sacral bone
 - *facies pelvina ossis sacri*
- infectious diseases
 - *morbi contagiosi*
- perforation of the wall of the stomach
 - *perforatio parietis gastris*



Form phrases from words in boxes and translate them into English

medicamenta

contagiosum

morbum

contra

medicamenta contra morbum
infectiosum

medicaments against infectious disease

acutus

pulmonis

dolor

dextri

dolor acutus pulmonis dextri
acute pain of right lung

symptomata

hepatitidis

acutae

symptomata hepatitidis acutae
symptoms of acute inflammation of
the liver

collapsus

periculum

digestorii

systematis

periculum collapsus systematis digestorii
danger of a collapse of the digestive
system

Homework



- Fill in all missing exercises from the handout
- revise/learn 1st and 2nd declension by heart
- revise/learn terms for grammatical categories
- revise/learn vocabulary from handouts 1.1, 2 and 3
- revise prepositions – see pdf file PREPOSITIONS