


# V.

**BM**



n.mandibularis (rr.musculares),  
n.mylohyoideus

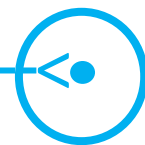
Žvýkácí svaly, m.tensor tympani, m.tensor veli palatini,  
m.mylohyoideus, venter anterior m.digastrici

Ncl. motorius n.V.

**SS**

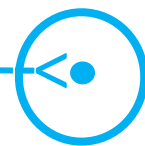
Kůže obličeje  
po interaurikulární čáře

n.maxillaris,  
n.ophtalmicus  
n.mandibularis



Ncl. spinalis/pontinus n.V.


Propriocepce ze svalů hlavy  
(mimické, oko-hybné, jazyka, žvýkácí)



Ncl. Mesencephalicus n.V.

# VII.

**BM**




r.digastricus, pes anserinus major

Mimické svaly, platysma, m.stapedius, m.stylohyoideus, venter posterior m.digastrici

Ncl. originis n.VII.

**VM**



n.petrosus major

rr.orbitales, rr.nasales, rr.ganglionares,  
n.palatinus major, nn.palatini minores

Hladké svaly očnice, gl.nasales, gl.lacrimalis,  
gl.palatinae, chuťové pohárky

Ncl. salivatorius superior

Ggl.pterygopalatinum

Chorda tympani – n.lingualis

rr.glandulares

n.lingualis (V.)

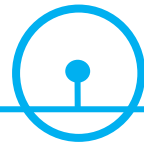
Gl.submandibularis, gl.sublingualis, gll.linguales

Ggl.submandibulare

**SS**

Kůže zev.zvukovodu  
M strana auricula

n.auricularis post.




Ncl. spinalis/pontinus n.V.

Ggl.geniculi

**S**

Chuť z patra

n.petrosus major



Ncl. gustatorius

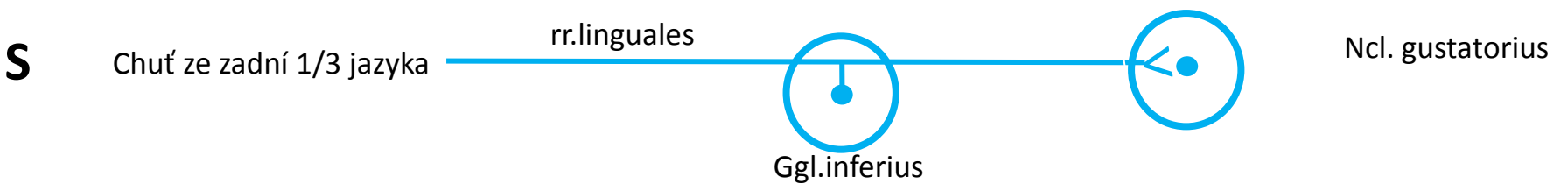
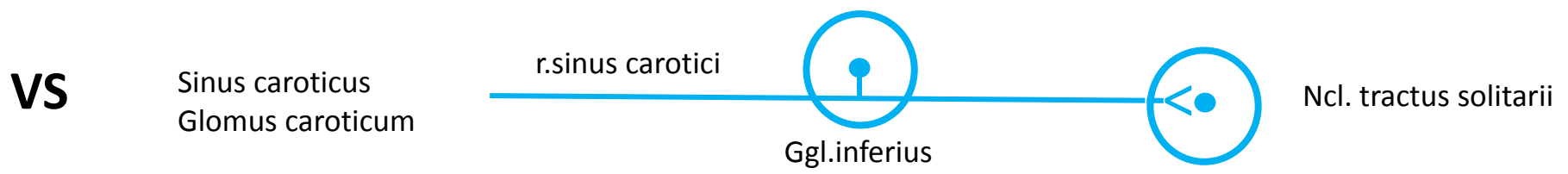
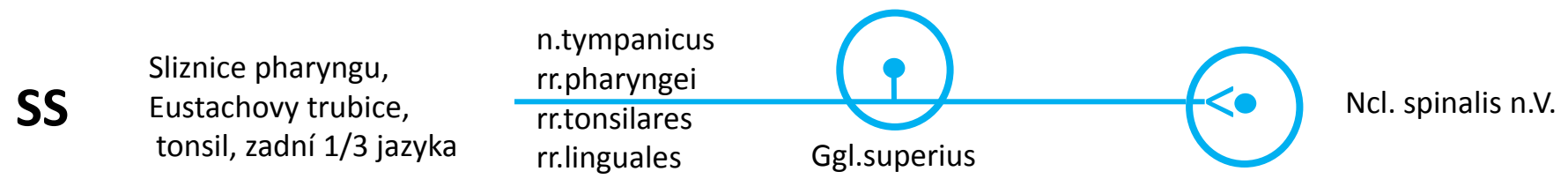
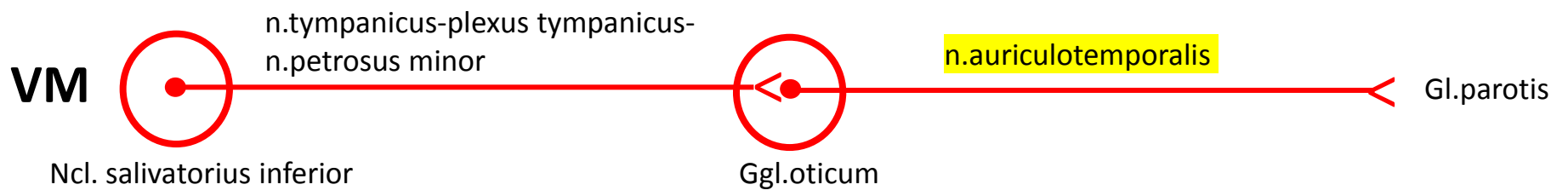
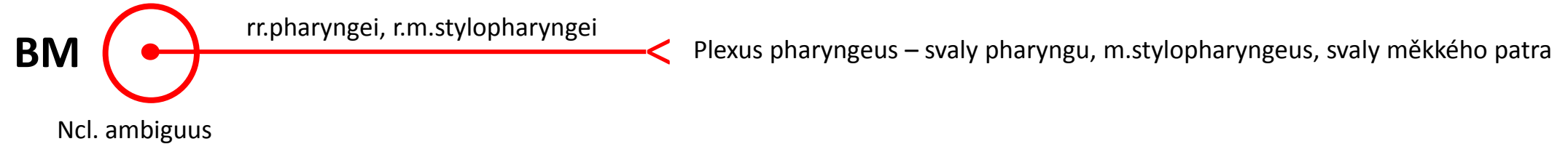
Chuť z předních 2/3 jazyka

Chorda tympani – n.lingualis



Ggl.geniculi

**IX.**



# X.

